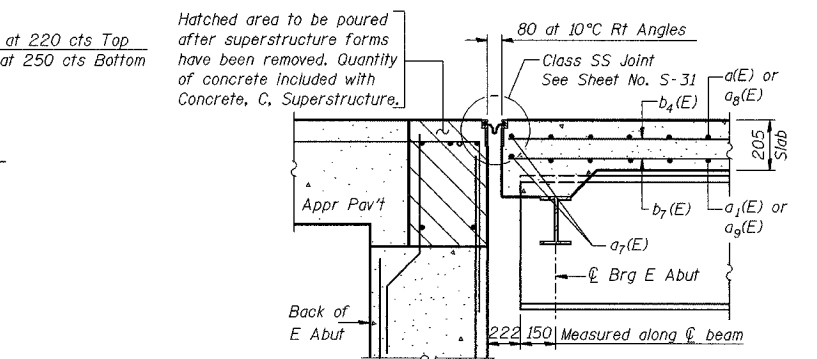
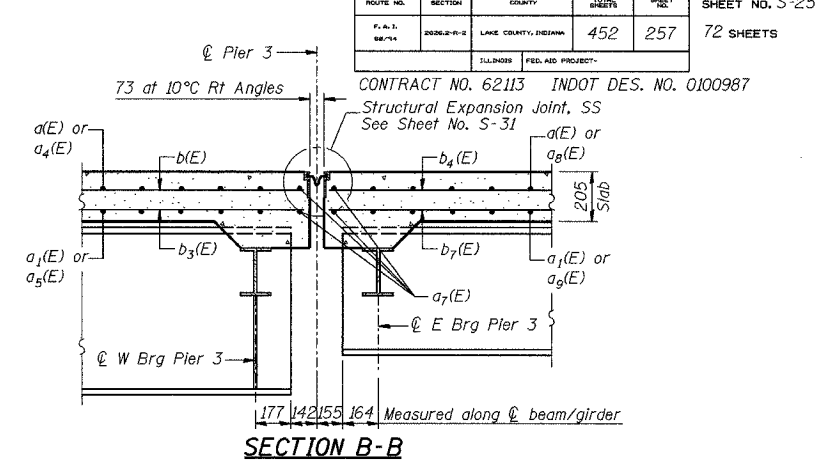
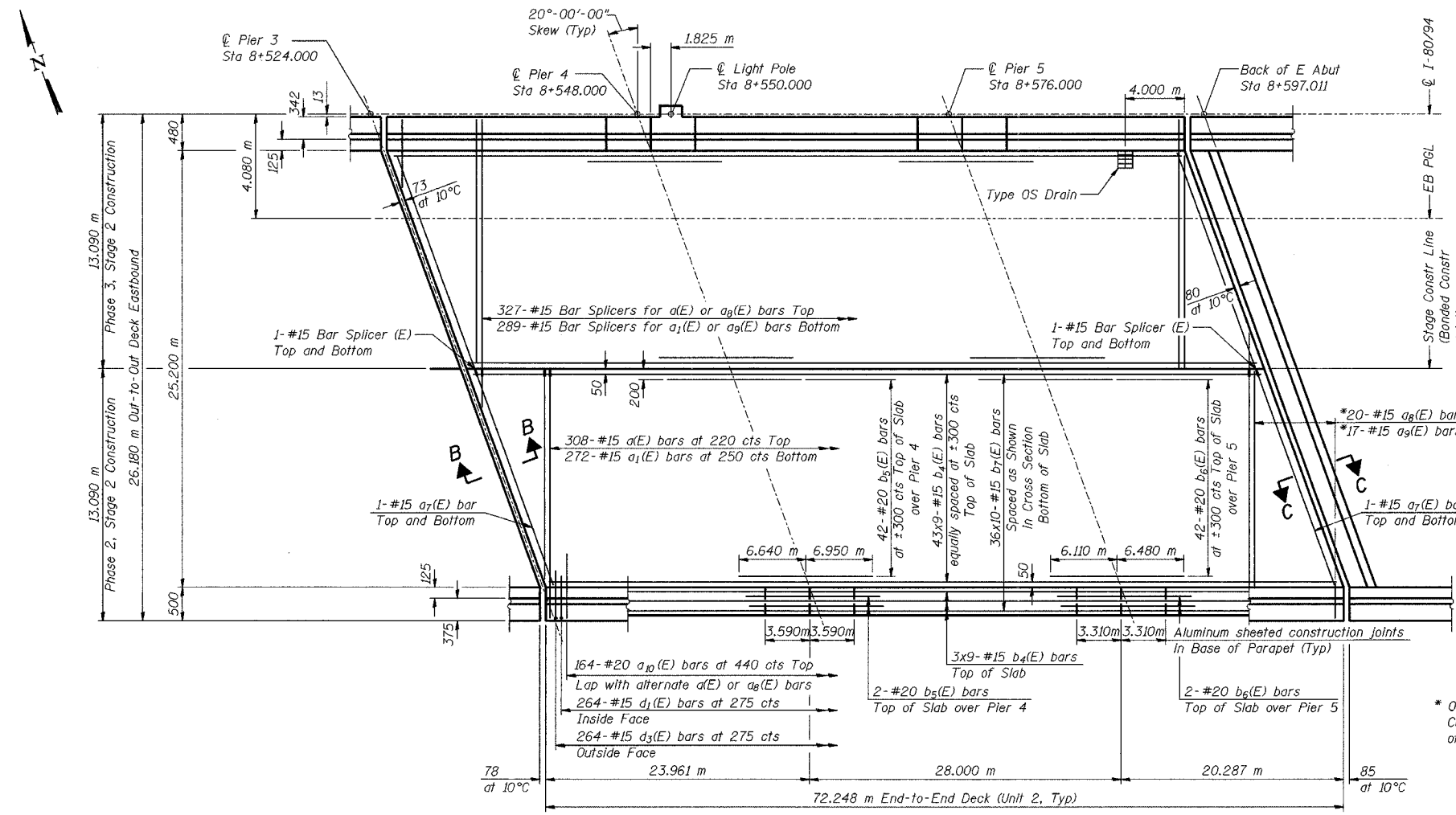


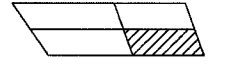
ROUTE NO.	SECTION	COUNTY	SHEET NO.	TOTAL SHEETS
452	257	72 SHEETS		

CONTRACT NO. 62113 INDOT DES. NO. 0100987  
 STRUCTURAL EXPANSION JOINT, SS  
 SEE SHEET NO. S-31



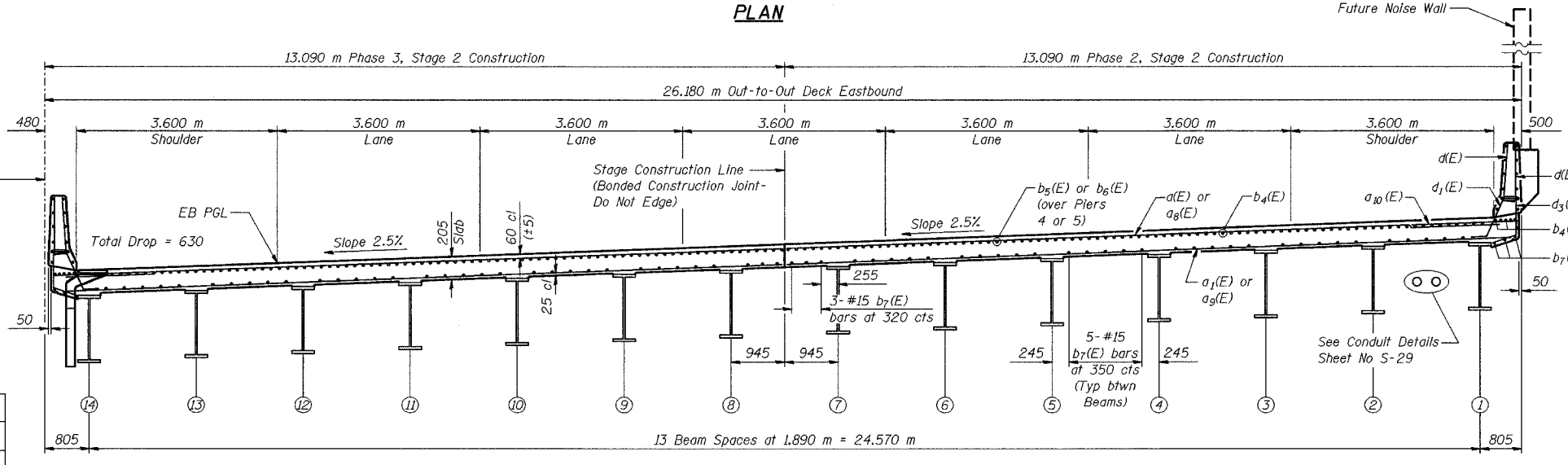
\* Order a8(E) and a9(E) bars full length. Cut bars to fit skew and use remainder of bars in opposite end.

**NOTES:**  
 See Sheet No. S-28 for parapet reinforcement.  
 See Sheet No. S-29 for parapet details.  
 See Sheet No. S-30 for superstructure details, field cutting diagrams, and Bill of Material.  
 Reinforcement bars designated (E) shall be epoxy coated.  
 Bars indicated thus 20 x 3-#15 etc. indicates 20 lines of bars with 3 lengths per line.  
 Apply Surface Seal to entire top surface of the bridge deck and parapets and the inside vertical faces of the parapets.  
 All dimensions are in millimeters (mm) except as noted.



**MINIMUM BAR LAPS**  
 #15 = 640

DESIGNED	BHS
CHECKED	KFA
DRAWN	MJB
CHECKED	GSP



**CROSS SECTION**  
 (Looking East)

**PHASE 3 FOR INFORMATION ONLY**

ILLINOIS DEPARTMENT OF TRANSPORTATION  
 F.A.I. ROUTE 80/94 (BORMAN EXPRESSWAY)  
 OVER LITTLE CALUMET RIVER & N.I.C.T.D. R.O.W.  
**DECK PLAN - UNIT 2 EASTBOUND**  
**SECTION 2626.2-R-1**  
**LAKE COUNTY, INDIANA**  
**STATION 8+470.000**  
**STRUCTURE NO. I-80-1-8460 (EB & WB)**  
 DATE 07/04 (016-1003 & 016-1004)

**AMERICAN**  
 CONSULTING ENGINEERS