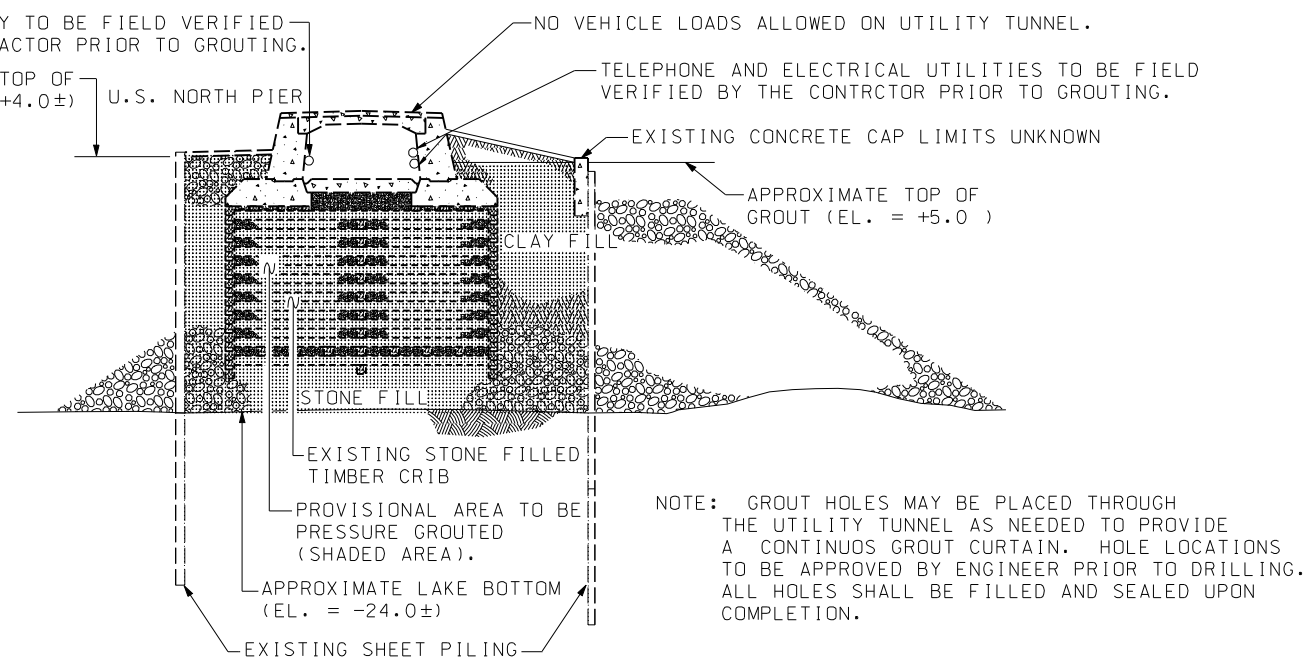
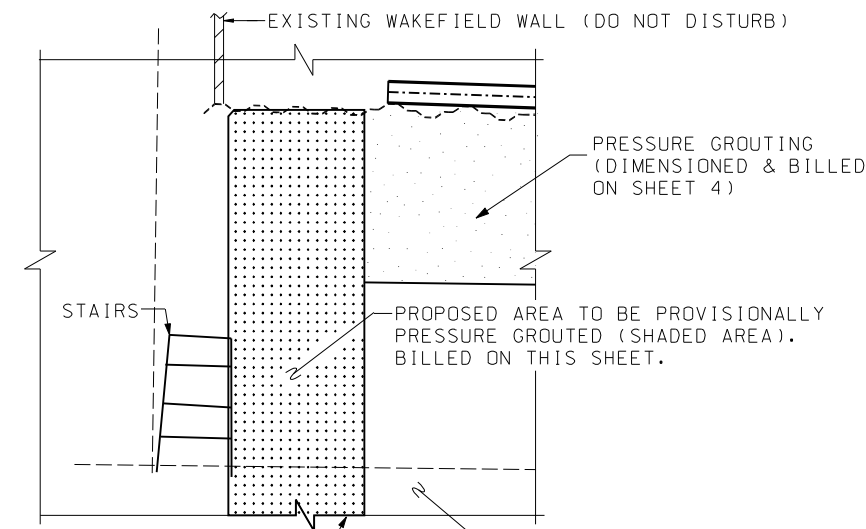


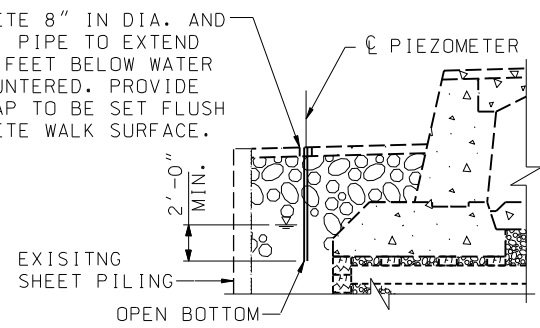
GROUTING PLAN
0 20'
SCALE IN FEET



SECTION A-A
0 10'
SCALE IN FEET



DETAIL A
0 4'
SCALE IN FEET



DETAIL B
0 5'
SCALE IN FEET

LEGEND

- B-14-97 B-4D-96 BORING AND OR PIEZOMETER INSTALLED BY PATRICK ENGINEERING INC.
- CCR-500 BORING BY U.S. ARMY CORPS OF ENGINEERS COMPLETED IN SEPTEMBER AND OCTOBER, 1963
- OBSERVATION WELL TO BE INSTALLED BY GROUTING CONTRACTOR

DESCRIPTION OF WORK

1. WORK SHOWN ON THIS DRAWING SHALL BE PERFORMED ONLY IF AUTHORIZED BY THE ENGINEER.

BILL OF MATERIAL

ITEM	UNIT	QUANTITY
PRESSURE GROUTING (PROVISIONAL)	BAGS	450
OBSERVATION WELLS	L SUM	1

Designed By TMM Checked By GMS
 Drawn By JUF Checked By TMM
 0:\Dwr\Proj\mpl\Projects\Lake Michigan Chicago River Leakage Control\Final Plans\Sheet_6_e.grf\pln.dgn
 3:44:15 PM
 1/25/2010