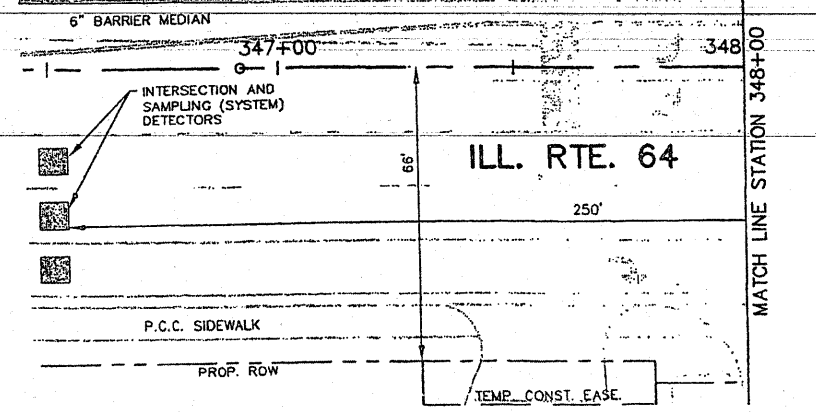
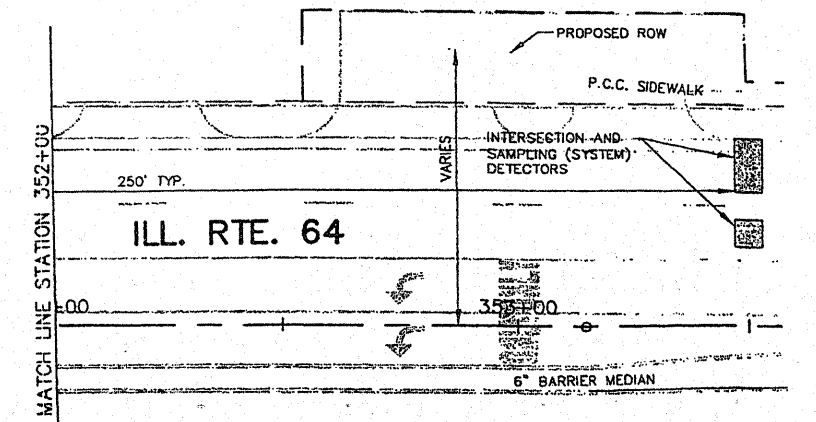
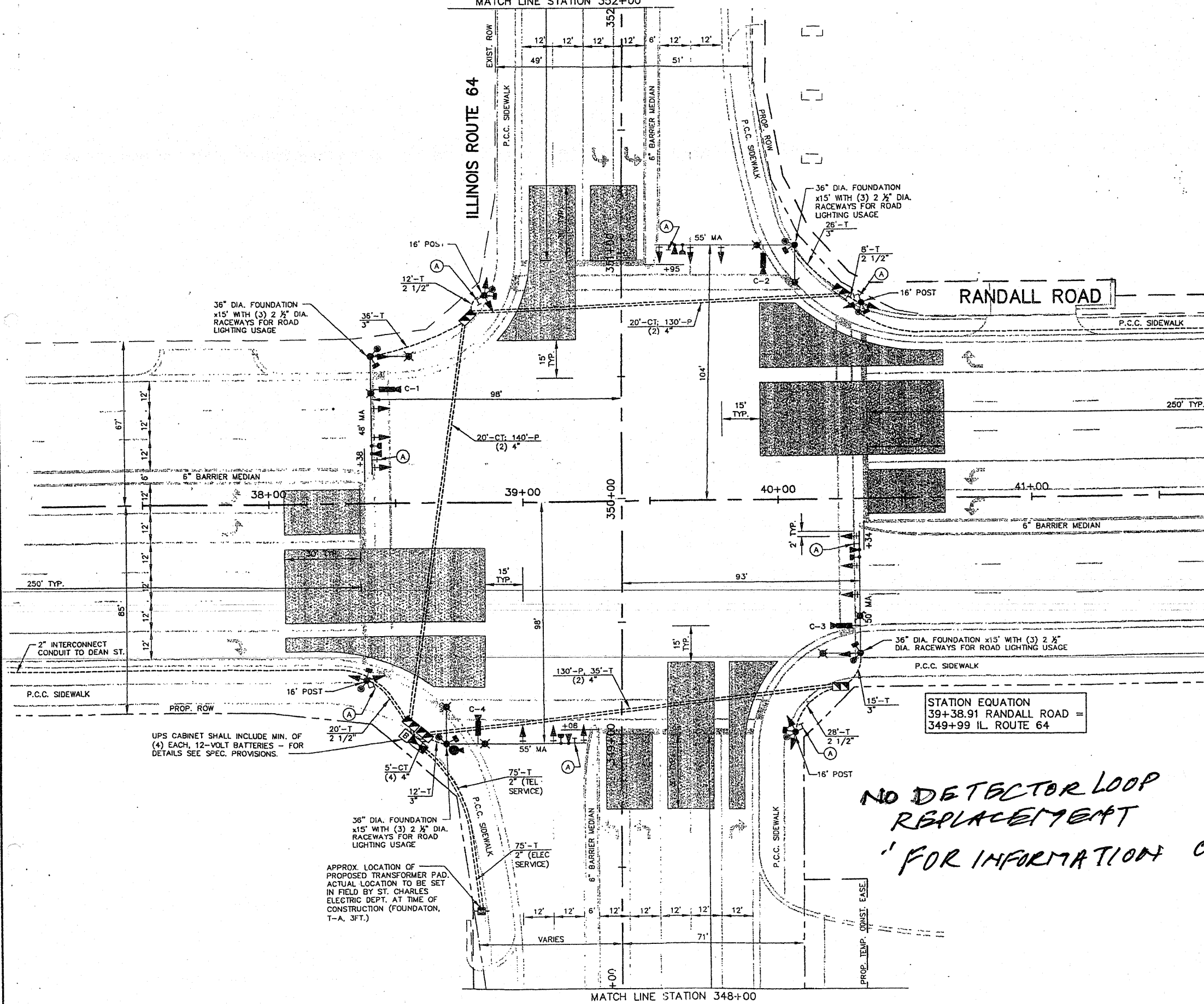


**TRAFFIC SIGNAL LEGEND**

	PROPOSED	EXISTING
DETECTOR LOOP		
SIGNAL HEAD		
G.S. CONDUIT IN TRENCH OR PUSHED		
SIGNAL HEAD WITH BACKPLATE		
RACEWAY FOR MAGNETIC DETECTOR, TYPE I OR II		
VEHICLE DETECTOR, NON-COMPENSATED MAGNETIC TYPE		



*NO DETECTOR LOOP REPLACEMENT FOR INFORMATION ONLY*

THIS PLAN IS FOR THE SOLE PURPOSE OF DETECTOR LOOP REPLACEMENTS ONLY

REPLACE ALL DETECTOR LOOPS AS SHOWN (WITHIN THE RESURFACING LIMITS)

CODE	QUANTITY	UNIT	ITEM
86600600		FOOT	DETECTOR LOOP, REPLACEMENT

FILE NAME =	USER NAME = kenthaphixkeybc	DESIGNED - BCK	REVISED -
es:\pwork\p1007\KANTHAPHIXAYBC\d81126	4\traffic\Legend_v7.dgn	DRAWN - BCK	REVISED -
	PLOT SCALE = 3/4" = 39.9360' / IN.	CHECKED - DAD	REVISED -
	PLOT DATE = 4/3/2009	DATE	REVISED -

**STATE OF ILLINOIS  
DEPARTMENT OF TRANSPORTATION**

**DISTRICT ONE - DETECTOR LOOP REPLACEMENT**

F.A.P. RTE.	SECTION	COUNTY	TOTAL SHEETS	SHEET NO.
307	126RS-5	KANE	34	22
CONTRACT NO.				
FED. ROAD DIST. NO.		ILLINOIS FED. AID PROJECT		

SCALE: NONE SHEET NO. OF SHEETS STA. TO STA.