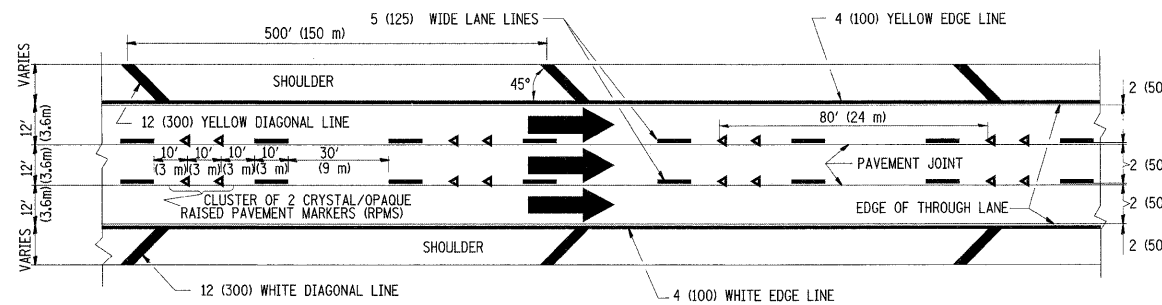


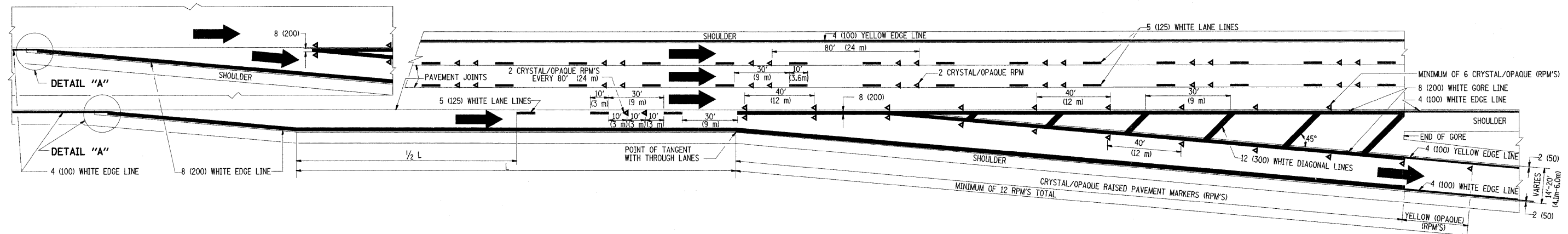
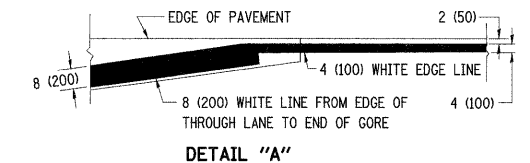
THE DIAGONAL LINES SHALL BE SPACED AT 40' (12 m) C-C ACROSS ALL STRUCTURES WHICH ARE 500' (150 m) OR LESS IN LENGTH
THE DIAGONAL LINES ARE NOT REQUIRED ON SHOULDERS WHICH ARE 6' (1.8 m) OR LESS IN WIDTH



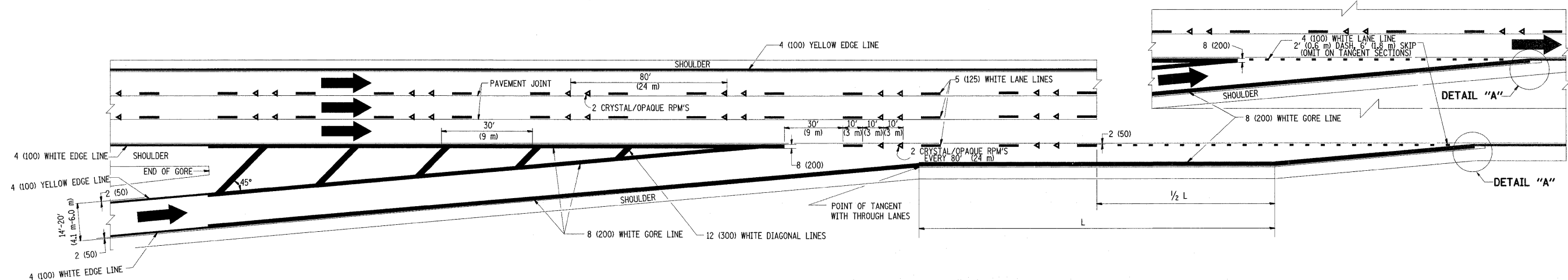
TYPICAL EDGE LINES & LANE LINES

NOTES:

1. THERMO PLASTIC PAVEMENT MARKING LINE SHALL BE USED FOR THE EDGE LINES, GORE LINES, AND DIAGONAL LINES ON BITUMINOUS PAVEMENT ONLY.
2. PREFORMED PLASTIC TYPE B PAVEMENT MARKING LINE SHALL BE USED FOR ALL LANE LINES ON BITUMINOUS PAVEMENT
3. POLYUREA PAVEMENT MARKING SHALL BE USED FOR ALL MARKINGS ON PCC



TYPICAL EXIT RAMP PAVEMENT MARKINGS



TYPICAL ENTRANCE RAMP PAVEMENT MARKINGS

FILE NAME =	USER NAME = abebawa	DESIGNED - D.W.S.	REVISED - A.H. 03-96	STATE OF ILLINOIS DEPARTMENT OF TRANSPORTATION	MULTI-LANE FREEWAY PAVEMENT MARKING DETAILS			F.A.I. RTE.	SECTION	COUNTY	TOTAL SHEETS	SHEET NO.
es\pw\work\NWDOT\ABEBAWA\00169692\Dist	td.dgn	DRAWN -	REVISED - D.W.S. 07-96		55	99 (18.2) RS-11	WILL	45	40			
PLOT SCALE = 5/8" = 1' IN.	CHECKED -	REVISOR - J.A.F. 02-06	SCALE: NONE		SHEET NO. 1 OF 2 SHEETS			CONTRACT NO. 60153				
PLOT DATE = 12/23/2009	DATE - 01-90	REVISED - S.P.B. 01-07	STA. TO STA.		FED. ROAD DIST. NO. 1 [ILLINOIS] FED. AID PROJECT							