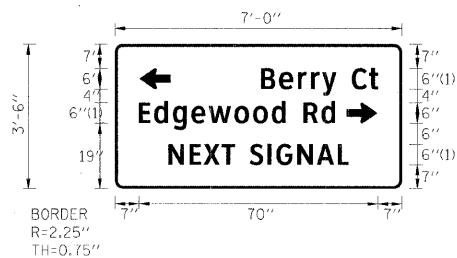


SIGN DETAIL



SIGN NUMBER	S-225
WIDTH x HIGHT.	7'-0" x 3'-6"
BORDER WIDTH	0.75"
CORNER RADIUS	2.25"
MOUNTING	Overhead
BACKGROUND	TYPE: Reflective COLOR: Green
LEGEND/BORDER	TYPE: Reflective COLOR: White/White

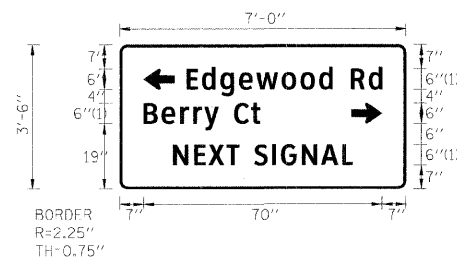
SYMBOL	ROT	X	Y	WID	HT
ARUP	90	7.2	29	6	9
ARUP	270	67.8	19	6	9

Panel Style: MCDot Street Sign.ssi
Dimensions are in inches.tenths

Letter locations are panel edge to lower left corner

LETTER POSITIONS (X)										LENGTH	SERIESSIZE	
B	e	r	r	y		C	t			34.2	ClearviewHwy-3-W 64.9	
42.8	48.1	53.6	57.4	60.7	64.8	69.4	74.4					
E	d	g	e	w	o	o	d	R	d	57.4	ClearviewHwy-3-W 64.9	
7	11.5	16.9	22.4	27.5	35	40.5	46	49.9	55.3	60.5		
N	E	X	T		S	I	G	N	A	L	52.7	ClearviewHwy-3-W 6
15.7	21.9	26.1	31.3	35.1	39.5	44.8	47.4	53.5	59.1	65.3		

SIGN DETAIL



SIGN NUMBER	S-247
WIDTH x HIGHT.	7'-0" x 3'-6"
BORDER WIDTH	0.75"
CORNER RADIUS	2.25"
MOUNTING	Overhead
BACKGROUND	TYPE: Reflective COLOR: Green
LEGEND/BORDER	TYPE: Reflective COLOR: White/White

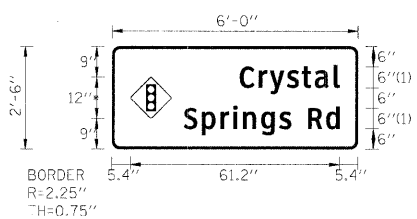
SYMBOL	ROT	X	Y	WID	HT
ARUP	90	7	29	6	9
ARUP	270	68	19	6	9

Panel Style: MCDot Street Sign.ssi
Dimensions are in inches.tenths

Letter locations are panel edge to lower left corner

LETTER POSITIONS (X)										LENGTH	SERIESSIZE	
E	d	g	e	w	o	o	d	R	d	57.4	ClearviewHwy-3-W 64.9	
19.6	24.1	29.6	35	40.1	47.6	53.1	58.6	62.5	67.9	73.1		
B	e	r	r	y		C	t			34.2	ClearviewHwy-3-W 64.9	
7	12.3	17.8	21.6	24.9	29	33.6	38.6					
N	E	X	T		S	I	G	N	A	L	52.7	ClearviewHwy-3-W 6
15.7	21.9	26.1	31.3	35.1	39.5	44.8	47.4	53.5	59.1	65.3		

SIGN DETAIL



SIGN NUMBER	S-232, S-239
WIDTH x HIGHT.	6'-0" x 2'-6"
BORDER WIDTH	0.75"
CORNER RADIUS	2.25"
MOUNTING	Overhead
BACKGROUND	TYPE: Reflective COLOR: Green
LEGEND/BORDER	TYPE: Reflective COLOR: White/White

SYMBOL	ROT	X	Y	WID	HT
W3_3	360	5.4	9	12	12

Panel Style: MCDot Street Sign.ssi
Dimensions are in inches.tenths

Letter locations are panel edge to lower left corner

LETTER POSITIONS (X)										LENGTH	SERIESSIZE
C	r	y	s	t	a	i				29.2	ClearviewHwy-3-W 64.9
37.5	43	46.3	51.2	55.6	59.4	64.9					
S	p	r	i	n	g	s	R	d		45.5	ClearviewHwy-3-W 64.9
21.1	26.4	31.8	35.5	38.4	43.7	49	52.5	57.5	62.7		

* M.U.T.C.D. 1988 Edition Content

FONT:
(1) ClearviewHwy-3-W

NOTE

1. ALL SIGNS SHALL HAVE A WHITE REFLECTORIZED LEGEND AND BORDER ON A GREEN REFLECTORIZED BACKGROUND. ALL SIGNS TO BE CONSTRUCTED WITH 3M DIAMOND GRADE DG3 SHEETING.

REVISIONS	
NAME	DATE

MCHENRY COUNTY DIVISION OF TRANSPORTATION
WALKUP ROAD F.A.U. 0085

SIGN DETAILS
SHEET 2 OF 2

SCALE: N.T.S.
DATE: 08/17/09

DRAWN BY: BRH
CHECKED BY: MCD

TENG

TENG & ASSOCIATES, INC.
ENGINEERS/ARCHITECTS/PLANNERS
205 N. MICHIGAN AVE., CHICAGO, IL 60601
TELEPHONE: 312/616-0000

I:\AS000_2\Y.DON...N\TIBODY_V.DGN
 8-4-2009 4:56:44
 I:\DOCUMENT\9330003\CIVIL\DON\SCN00_3F.DGN
 12 15 15 16 17 18 19 20 21 22 23 24 25 26 27 28 29 30 31 32 33 34 35 36 37 38 39 40 41 42 43 44 45 46 47 48 49 50 51 52 53 54 55 56 57 58 59 60 61 62 63