

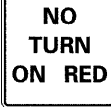
PROPOSED TRAFFIC SIGNS

R3-2-2424
(2 EACH)

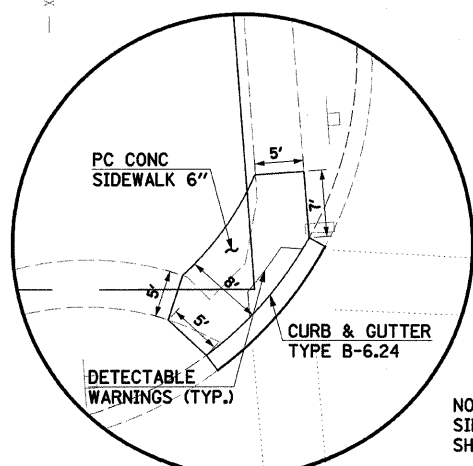
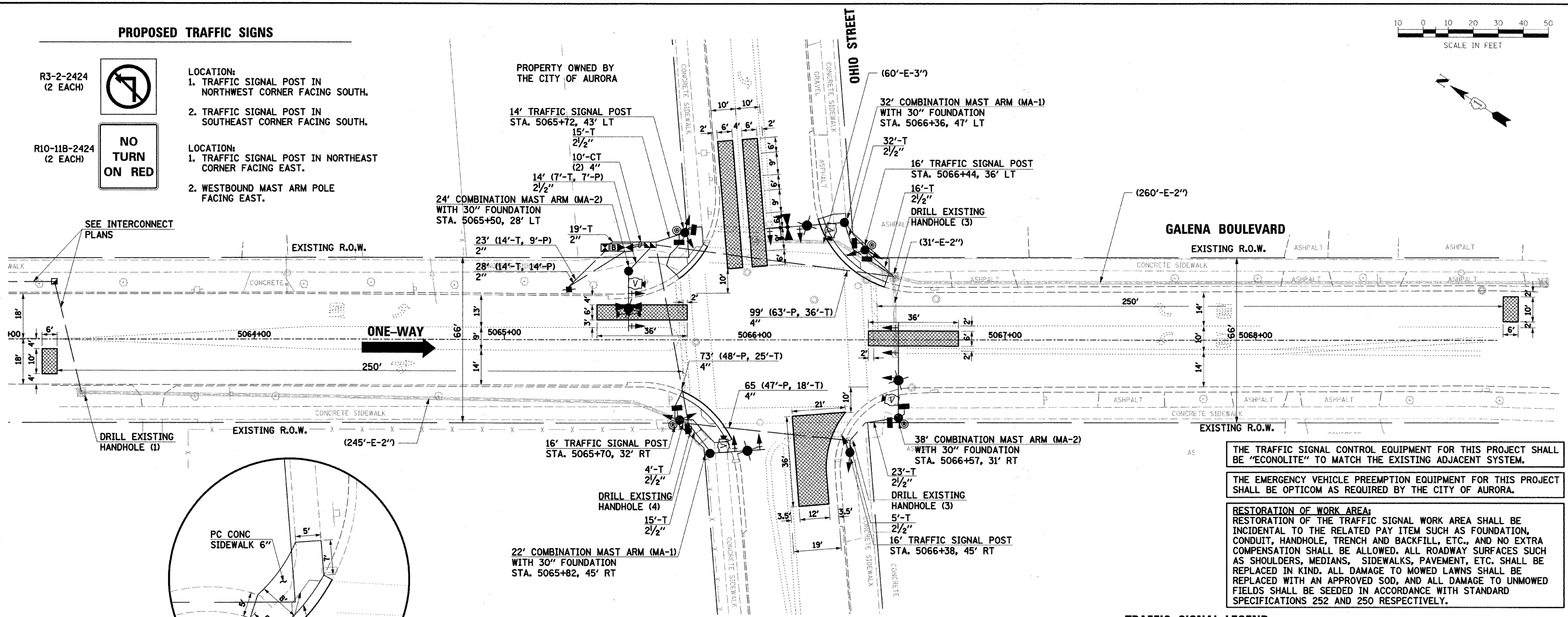
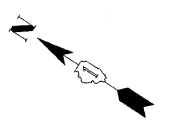
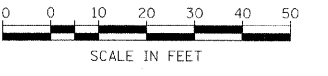


- LOCATION:
1. TRAFFIC SIGNAL POST IN NORTHWEST CORNER FACING SOUTH.
2. TRAFFIC SIGNAL POST IN SOUTHEAST CORNER FACING SOUTH.

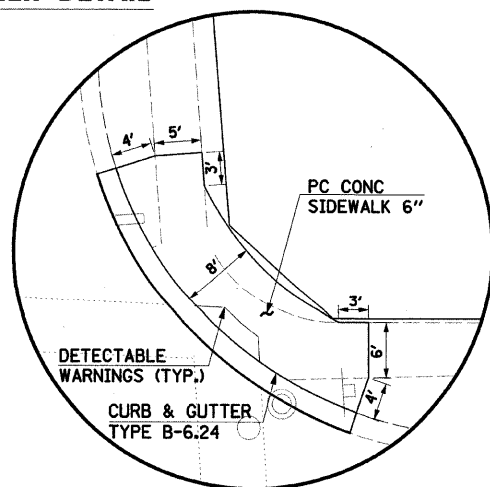
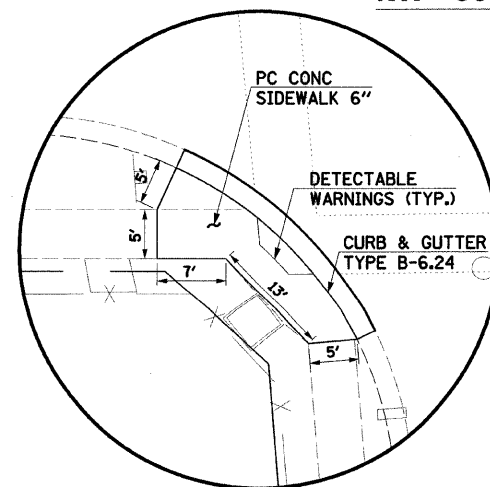
R10-11B-2424
(2 EACH)



- LOCATION:
1. TRAFFIC SIGNAL POST IN NORTHEAST CORNER FACING EAST.
2. WESTBOUND MAST ARM POLE FACING EAST.



NOTE:
SIDEWALK AND CURB & GUTTER REMOVAL SHALL BE PROVIDED AS NECESSARY.



- NOTES:
1. ALL PROPOSED TRAFFIC SIGNAL MAST ARMS AND POSTS, SHALL BE PAINTED BLACK.
2. PHOTOCELL SHALL BE MOUNTED ON THE LIGHTING CONTROLLER CABINET AWAY FROM DIRECT SUNLIGHT. THIS WORK AND THE COST OF THE LIGHTING CONTROLLER CABINET AND FOUNDATION SHALL BE INCLUDED IN THE COST OF THE LIGHTING CONTROLLER.
3. A MINIMUM OF ONE EAST-WEST AND ONE NORTH-SOUTH CROSSWALK SHALL REMAIN OPEN AT ALL TIMES IN ORDER TO MAINTAIN PEDESTRIAN ACCESS.

THE TRAFFIC SIGNAL CONTROL EQUIPMENT FOR THIS PROJECT SHALL BE "ECONOLITE" TO MATCH THE EXISTING ADJACENT SYSTEM.

THE EMERGENCY VEHICLE PREEMPTION EQUIPMENT FOR THIS PROJECT SHALL BE OPTICOM AS REQUIRED BY THE CITY OF AURORA.

RESTORATION OF WORK AREA:
RESTORATION OF THE TRAFFIC SIGNAL WORK AREA SHALL BE INCIDENTAL TO THE RELATED PAY ITEM SUCH AS FOUNDATION, CONDUIT, HANDHOLE, TRENCH AND BACKFILL, ETC., AND NO EXTRA COMPENSATION SHALL BE ALLOWED. ALL ROADWAY SURFACES SUCH AS SHOULDERS, MEDIANS, SIDEWALKS, PAVEMENT, ETC. SHALL BE REPLACED IN KIND. ALL DAMAGE TO MOWED LAWNS SHALL BE REPLACED WITH AN APPROVED SOD, AND ALL DAMAGE TO UNMOWED FIELDS SHALL BE SEEDED IN ACCORDANCE WITH STANDARD SPECIFICATIONS 252 AND 250 RESPECTIVELY.

TRAFFIC SIGNAL LEGEND

	PROPOSED	EXISTING		PROPOSED	EXISTING
CONTROLLER			DETECTOR LOOP		
SERVICE INSTALLATION			CAST IRON JUNCTION BOX		
SIGNAL HEAD			EMERGENCY VEHICLE LIGHT DETECTOR		
SIGNAL HEAD WITH BACKPLATE			CONFIRMATION BEACON		
SIGNAL HEAD, PEDESTRIAN			SIGNAL HEAD OPTICALLY PROGRAMMED		
SIGNAL POST			CONDUIT SPLICE		
MAST ARM ASSEMBLY AND POLE, STEEL			WOOD POLE		
MAST ARM ASSEMBLY AND POLE, ALUMINUM			RACEWAY FOR MAGNETIC DETECTOR, TYPE I OR TYPE II		
COMBINATION MAST ARM ASSEMBLY AND POLE, STEEL WITH LUMINAIRE			VEHICLE DETECTOR, NON COMPENSATED MAGNETIC TYPE		
UNIT DUCT	UD		RAILROAD CONTROL CABINET		
COMMON TRENCH	CT		TELEPHONE CONNECTION		
HANDHOLE			ILLUMINATED SIGN "NO LEFT TURN"		
HEAVY DUTY HANDHOLE			ILLUMINATED SIGN "NO RIGHT TURN"		
DOUBLE HANDHOLE			UNINTERRUPTABLE POWER SUPPLY		
G.S. CONDUIT IN TRENCH (T) OR PUSHED (P)			VIDEO DETECTION CAMERA		
PEDESTRIAN PUSHBUTTON DETECTOR			VIDEO DETECTION AREA		
PAN/TILT/ZOOM CAMERA			WIRELESS ANTENNA		

PLAN	SURVEYED	DATE
	PLOTTED	
	CHECKED	
	BY	
	NO.	

PROFILE	SURVEYED	DATE
	PLOTTED	
	CHECKED	
	BY	
	NO.	