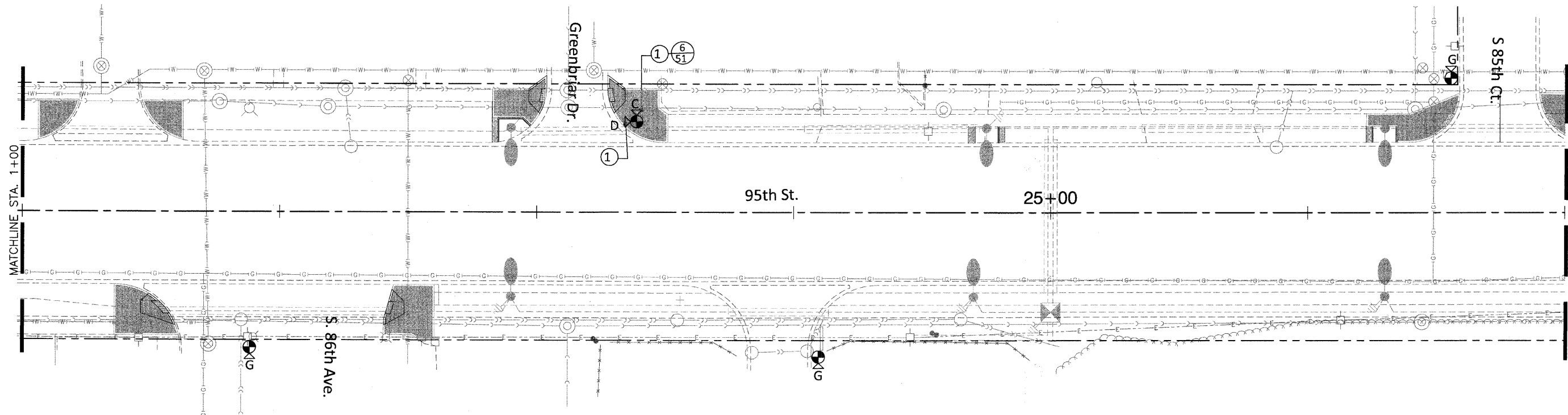


SECTION 2, TOWNSHIP 37, RANGE 12  
SECTION 11, TOWNSHIP 37, RANGE 12



**SIGNING PLAN NOTES:**



1. REMOVE SIGN PANEL ASSEMBLY - TYPE A, REMOVE SIGN PANEL - TYPE 1, ORNAMENTAL STREET SIGN POST, COMPLETE, RETURN SIGN BLADES TO CITY PUBLIC WORKS. SEE DETAIL 6, SHEET 51, SPECIAL PROVISIONS AND SIGN SCHEDULE
2. REMOVE SIGN PANEL ASSEMBLY - TYPE A OR TYPE B, REMOVE SIGN PANEL- TYPE 1 OR TYPE 2, RELOCATE SIGN PANEL ASSEMBLY- TYPE A OR TYPE B, RELOCATE SIGN PANEL- TYPE 1 OR TYPE 2, SIGN POST (SPECIAL) - FURNISH AND INSTALL DECORATIVE POSTS FOR REGULATORY SIGNS. REPLACE ALL POSTS WITH DECORATIVE ROUND BLACK POZ-LOC POLES. ALL EXISTING SIGN PANELS TO BE REMOVED AND CLEANED, THEN TO HAVE BLACK 3M VINYL APPLIED TO THE BACK AND INSTALLED ON NEW POLES. SEE DETAIL 5, SHEET 51, THE SIGN SCHEDULE AND PLANS.
3. REMOVE SIGN PANEL - TYPE 1 OR TYPE 2, RELOCATE SIGN PANEL - TYPE 1 OR TYPE 2 SIGNS ATTACHED TO LIGHTPOLES AND TRAFFIC POSTS TO BE REMOVED, CLEANED AND THEN TO HAVE BLACK 3M VINYL APPLIED TO BACK, AND BE RE-ATTACHED USING NEW BLACK STAINLESS STEEL BANDING STRAPS AND HARDWARE. SEE DETAIL 5, SHEET 51, THE SIGN SCHEDULE AND PLANS.

**CONSTRUCTION GENERAL NOTES:**

A. CONTRACTOR SHALL TAKE ALL PRECAUTIONS NOT TO DAMAGE UTILITIES. ANY AND ALL DAMAGE WILL BE REPAIRED OR REPLACED BY THE CONTRACTOR AT NO ADDITIONAL EXPENSE TO THE OWNER. EXISTING UTILITIES SHOWN ON THE PLAN ARE FOR REFERENCE ONLY AND ARE NOT GUARANTEED TO BE ACCURATE OR COMPLETE. IT IS THE RESPONSIBILITY OF THE CONTRACTOR TO LOCATE AND VERIFY ALL UTILITIES WITHIN THE PROJECT LIMITS AND TO ADJUST ACCORDINGLY.

**STREET SIGN LEGEND**

\*SEE SHEET 5 FOR SIGN SCHEDULE, NOTE WHEN MULTIPLE SIGNS ARE LISTED, THE FIRST LETTER IS THE UPPER MOUNTED SIGN

- J, EE  SIGN ON BLACK DECORATIVE POST, SEE NOTE 22 THIS SHEET, DETAIL 5 SHEET 51, AND THE SPECIAL PROVISIONS FOR ADDITIONAL INFORMATION
- R, JJ  SIGN MOUNTED ON WOOD POLE, TRAFFIC LIGHT POLE OR STREET LIGHT POLE, SEE NOTE 23 THIS SHEET, DETAIL 5 SHEET 51, AND THE SPECIAL PROVISIONS FOR ADDITIONAL INFORMATION



\* SITE SURVEY PROVIDED BY:  
ROBINSON ENGINEERING, INC.  
17000 South Park Avenue  
South Holland, Illinois 60473  
(708) 331-6700

\* SEE ALSO CONSTRUCTION PLAN SHEETS 20-33 AND GENERAL NOTES SHEET 3

FILE NAME = prl\_signing plan - IDOT P22  
PLANNING RESOURCES INC.  
110 West Taylor Street  
Chicago, Illinois 60601  
Tel: 312.466.3782 Fax: 312.466.4122

USER NAME =	DESIGNED -- BCL	REVISED --
PLOT SCALE = 1" = 20'	CHECKED -- KLG	REVISED --
PLOT DATE = 12/17/2009	DRAWN -- BCL/RJA	REVISED --
	CHECKED -- KLG/LMV	REVISED --

STATE OF ILLINOIS  
DEPARTMENT OF TRANSPORTATION

SIGNING PLAN

SCALE: 1" = 20' SHEET NO. 33C OF 62 SHEETS STA. 1+00 TO STA. 27+00

F.A.P. RTE.	SECTION	COUNTY	TOTAL SHEETS	SHEET NO.
29	09-00056-00-LS	COOK	62	33C
CONTRACT NO. 63311				
FED. ROAD DIST. NO. 1 ILLINOIS FED. AID PROJECT ARA-9003(343)				