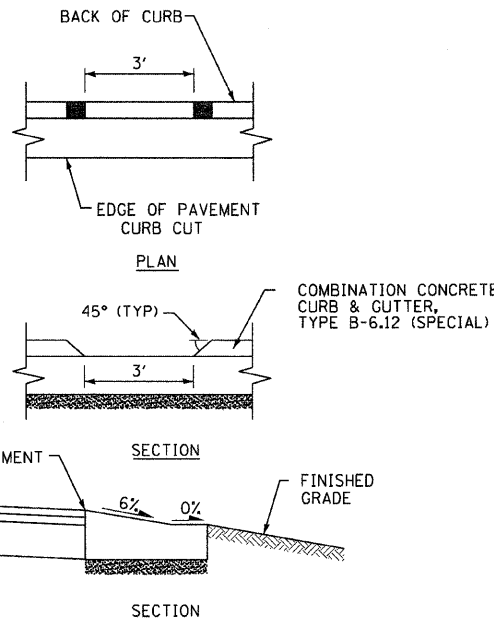


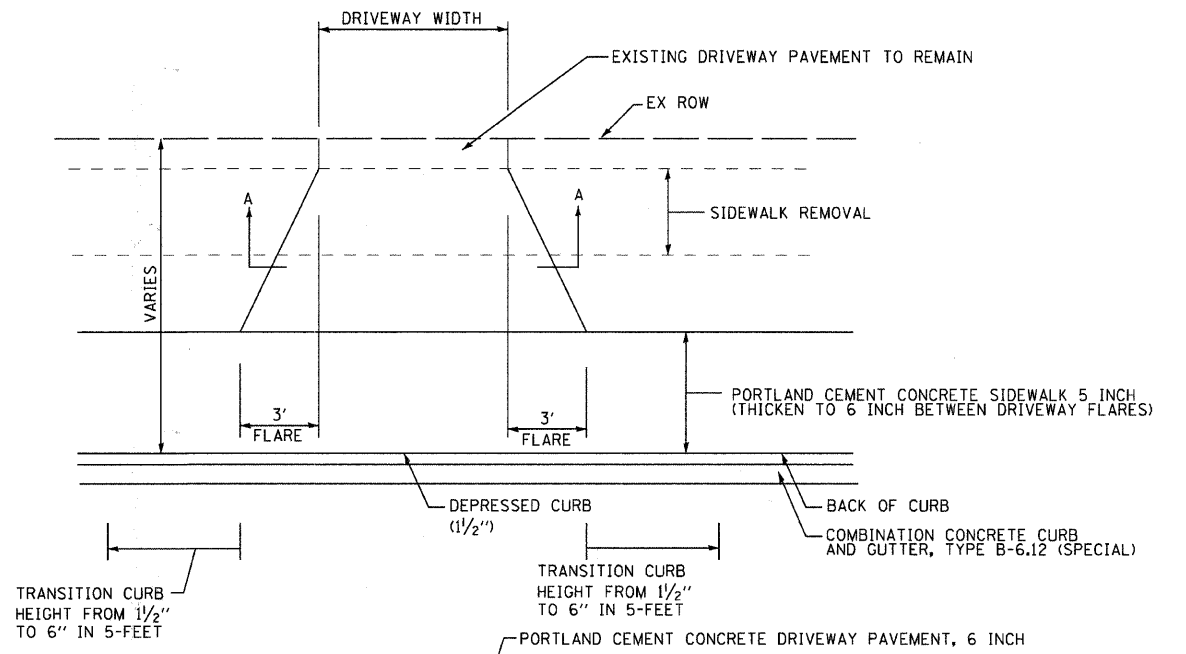
GENERAL NOTES:
 FRAME: TOP RING CONSTRUCTED FROM 1 1/4" x 1 1/4" x 1/8" ANGLE. BASE RING CONSTRUCTED OF 1 1/2" x 1/2" x 1/8" CHANNEL. HANDLES & SUSPENSION BRACKETS CONSTRUCTED FROM 1/4" x 1 1/4" FLAT. ALL STEEL CONFORMING TO ASTM-A36.
 REPLACEABLE BAG: CONSTRUCTED FROM 4 OZ./SQ. YD. NON-WOVEN POLYPROPYLENE GEOTEXTILE REINFORCED WITH POLYESTER MESH. CONNECTED TO BASE RING WITH STAINLESS STEEL STRAP & LOCK.

INLET FILTER
NO SCALE

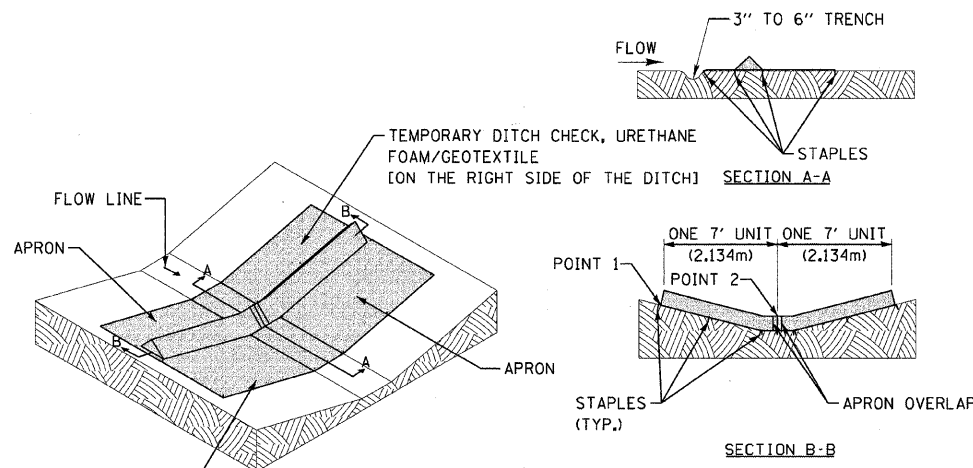


NOTE: CURB CUTS INCLUDED IN COST OF COMBINATION CONCRETE CURB AND GUTTER, TYPE B-6.12 (SPECIAL)

CURB CUT DETAIL
NOT TO SCALE



DRIVEWAY DETAIL
NO SCALE

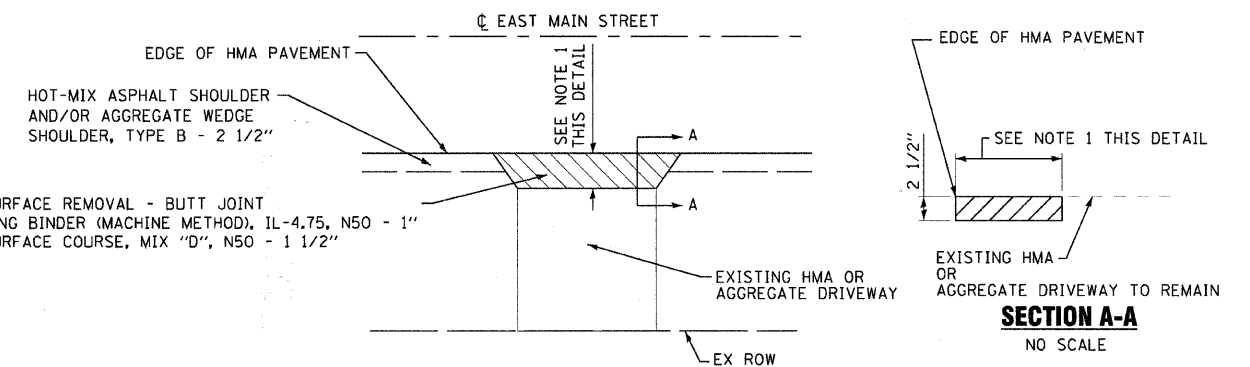


TEMPORARY DITCH CHECK, URETHANE FOAM/GEOTEXTILE [ON THE LEFT SIDE OF THE DITCH]

SILT DIKE UNIT
ISOMETRIC

STAPLES SHALL BE PLACED WHERE THE UNITS OVERLAP AND IN THE CENTER OF THE 7' UNIT AS SHOWN ON THE DIAGRAM.
 POINT 1 MUST BE HIGHER THAN POINT 2 TO INSURE THAT WATER FLOWS OVER THE DIKE AND NOT AROUND THE ENDS.

TEMPORARY DITCH CHECK
NO SCALE



NOTES: 1. 5' MIN WHEN MATCHING EXISTING HMA DRIVEWAY
 3' MIN WHEN MATCHING EXISTING AGGREGATE DRIVEWAY

HMA DRIVEWAY DETAIL
NO SCALE

NOTES:
 1. THE INSTALLATION SHOWN ABOVE WILL BE MEASURED FOR PAYMENT IN FEET PERPENDICULAR TO THE FLOW LINE.

COPYRIGHT © 2009 BY BAXTER & WOODMAN, INC. ...
 LICENSE NO. 184-00123 - EXPIRES 4/30/2011
 263mcc



DESIGNED - JJF	REVISED - MCDPD REVIEW 11/3/09
DRAWN - CJC	REVISED - IDOT REVIEW 11/17/09
CHECKED - RWL	REVISED -
DATE - 09/11/09	FILE - 080298-MISC-DETAILS.sht

VILLAGE CARY, ILLINOIS
U.S. ROUTE 14 AT EAST MAIN STREET RIGHT-TURN LANE STP
AND EAST MAIN STREET ARRA IMPROVEMENTS

MISCELLANEOUS DETAILS

SCALE: STA. TO STA.

F.A.P. ROUTE 0305 U.S. ROUTE 14 (NORTHWEST HIGHWAY)		F.A.J. ROUTE 3877 EAST MAIN STREET		
F.A. RTE.	SECTION	COUNTY	TOTAL SHEETS	SHEET NO.
•	08-00054-00-CH	McHENRY	56	41
C-91-619-09		CONTRACT NO. 63404		
FED. ROAD DIST. NO. 1 ILLINOIS FED. AID PROJECT M-ARA-9003(313)				