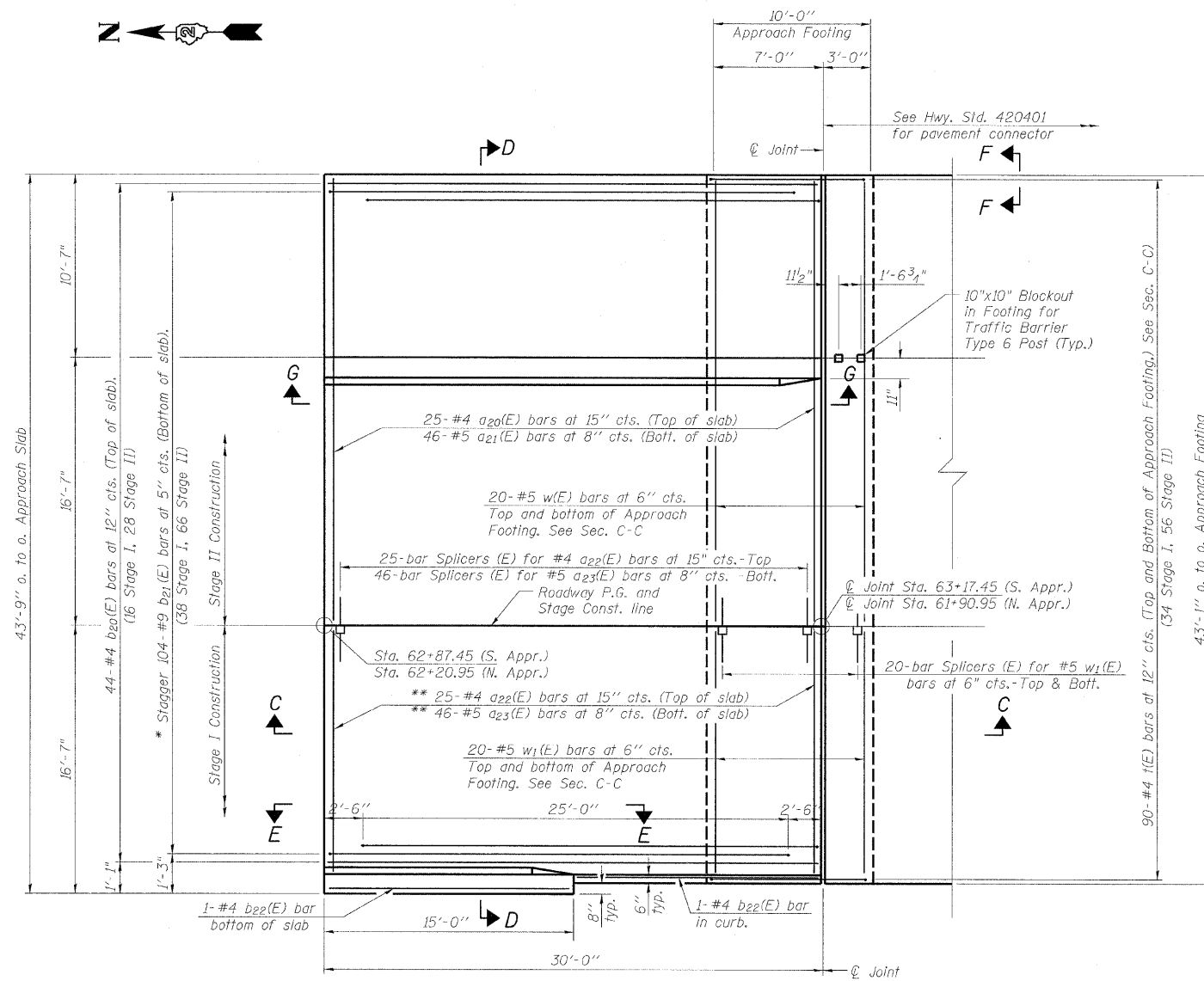


STATE OF ILLINOIS
DEPARTMENT OF TRANSPORTATION

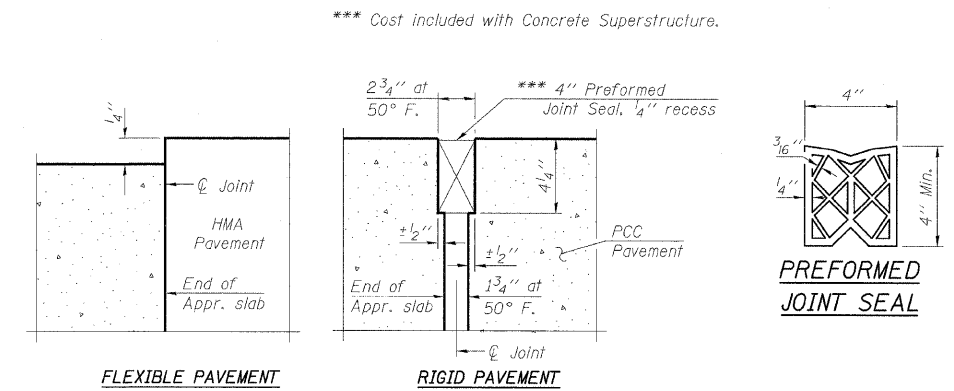
NOTE:
See sheet 10 of 21 for Sections C-C & D-D, View E-E and G-G.



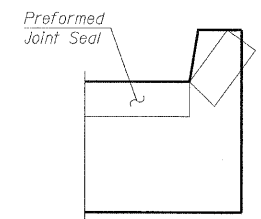
PLAN

* Tilt #9 b₂₁(E) bars as required to maintain clearance.
** Cut to fit at curb.

South Approach Slab as shown
North Approach Slab similar
and opposite hand.



DETAIL A



VIEW F-F

Angle Preformed Joint Seal at 45°
at curbs when req'd. for drainage.

DESIGNED	MMH
CHECKED	RAD
DRAWN	R.V.EJAR
CHECKED	RAD

HOH ENGINEERS, INC.
55 E. Jackson Blvd.
Chicago, Illinois 60604
312.346.8131
PROJECT # 2945

BRIDGE APPROACH SLAB
DETAILS SHEET 1
STRUCTURE NO. 101-0191

SHEET NO. 9 21 SHEETS	F.A.S. RTE.	SECTION	COUNTY	TOTAL SHEETS	SHEET NO.
	55	(W-1-15d)BR-1	WINNEBAGO	59	29
CONTRACT NO. 64D22					
FED. ROAD DIST. NO.		ILLINOIS	FED. AID PROJECT		