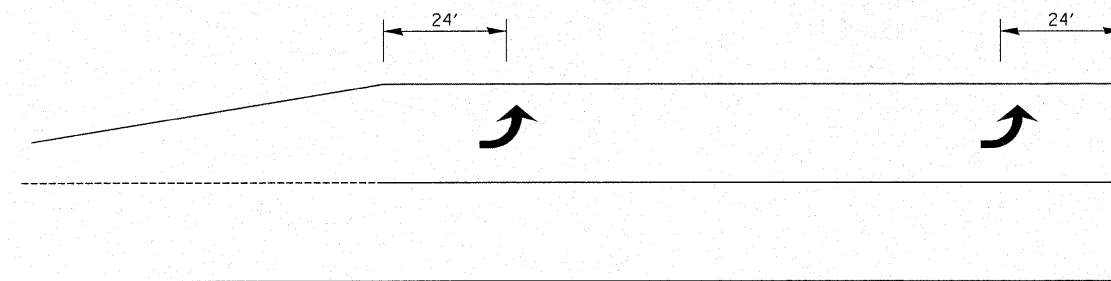
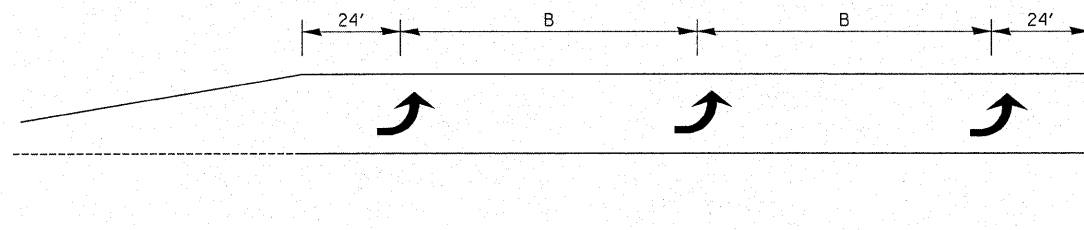


99' AND UNDER




100' TO 149'



150' AND LONGER

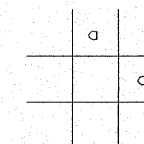
**TYPICAL PLACEMENT OF ARROWS
IN TURN LANES**

780-10



LETTER AND ARROW GRID SCALE 780-20

**NOTE: USE 8' LARGE
ARROW SIZE**



LEGEND HEIGHT	ARROW SIZE	a
6'	SMALL	2.9
8'	LARGE	3.8

THE SPACE BETWEEN ADJACENT LETTERS OR NUMERALS SHOULD BE APPROXIMATELY 3 FOR 6' LEGEND AND 4' FOR 8' LEGEND.

FILE NAME = W:\2183.03-100T IL 116 Plans\DCM\Sheet Files\202300DET.dgn	USER NAME = IDOTCAD	DESIGNED - SPF	REVISIONS -	STATE OF ILLINOIS DEPARTMENT OF TRANSPORTATION	DETAILS		F.A.P. RTE. 681	SECTION 114 RS-2	COUNTY LIVINGSTON	TOTAL SHEETS 63	SHEET NO. 47	
PLOT SCALE = 1:80000 ' / IN.	CHECKED - JMS	DRAWN - FJS	REVISIONS -		SCALE:	SHEET NO. 09 OF 09 SHEETS	STA. TO STA.	CONTRACT NO. 66532				
PLOT DATE = 9/18/2009	DATE - 09/25/09	CHECKED - JMS	REVISIONS -		FED. ROAD DIST. NO. ILLINOIS FED. AID PROJECT							
		DATE - 09/25/09	REVISIONS -									