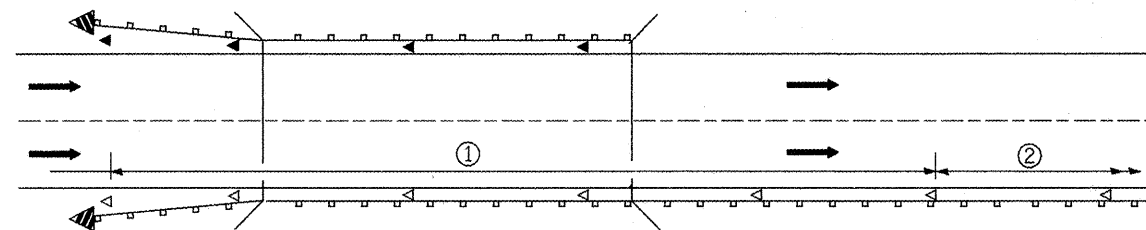
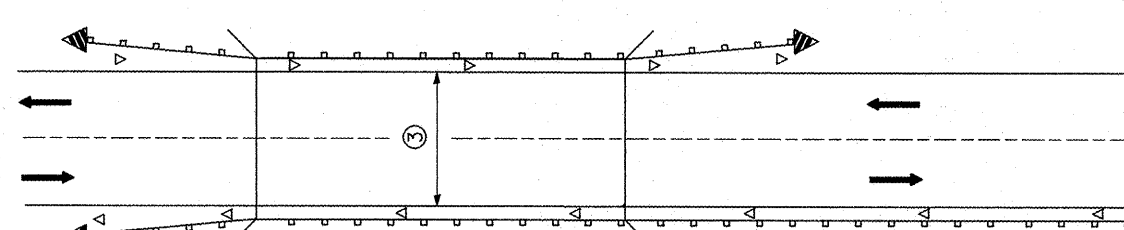


DESIGNER NOTES:
 1. INCLUDE APPROPRIATE SPECIAL PROVISIONS FOR "GUARD RAIL DELINEATION POLICY: 1. TERMINAL MARKER, 2. TERMINAL MARK POST, AND 3. GUARDRAIL AND BARRIER WALL MARKERS."
 FROM INTERIM SPECIAL PROVISIONS 94-74; "GUARDRAIL AND BARRIER WALL DELINEATION."
 2. IF POST MOUNT TERMINAL MARKER IS USED, INCLUDE STATE STD. T2001L.



- ① Spacing 80 ft. (24 m) max. for first 400 ft. (122 m) or curve spacing shown in Standard 635001, whichever is less (min. 4 reflectors regardless of length).
- ② After 400 ft. (122 m), transition to normal delineator spacing shown in Standard 635001, and continue as required.

ONE-WAY TRAFFIC



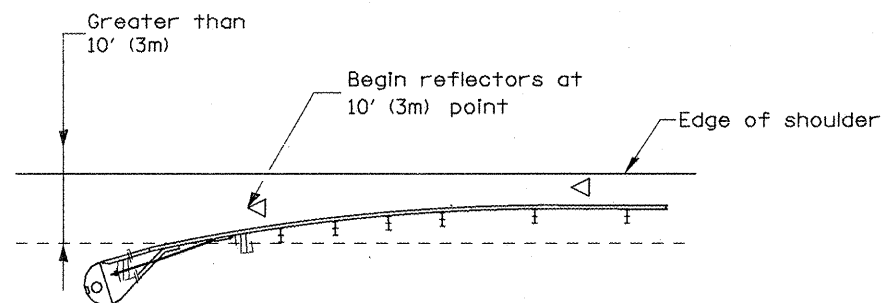
- ③ Bidirectional silver/silver should be used in lieu of monodirectional silver on both sides of two-lane bridges where the bridge pavement is less than 24 (610) wider than the pavement approaching the bridge.

TWO-WAY TRAFFIC

GUARDRAIL / BARRIER WALL / BRIDGE RAIL REFLECTORS

LEGEND

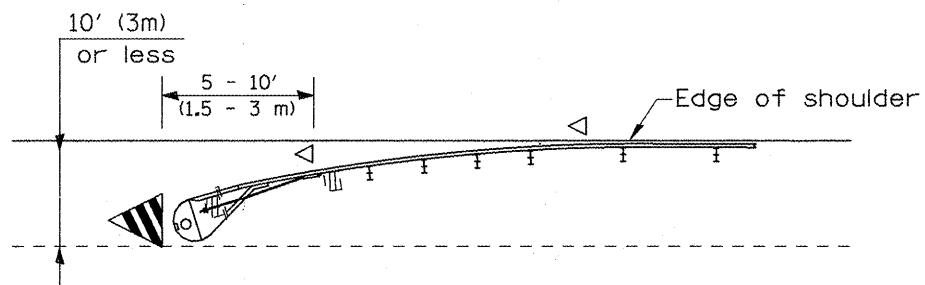
- ◁ Monodirectional silver
- ◄ Monodirectional amber
- ◄ Terminal Marker - Black/Yellow
Left or Right as appropriate



NOTE: Omit terminal marker when terminal over 10' (3m) from edge of paved shoulder or break point of unpaved shoulder, or when terminal buried in backslope.

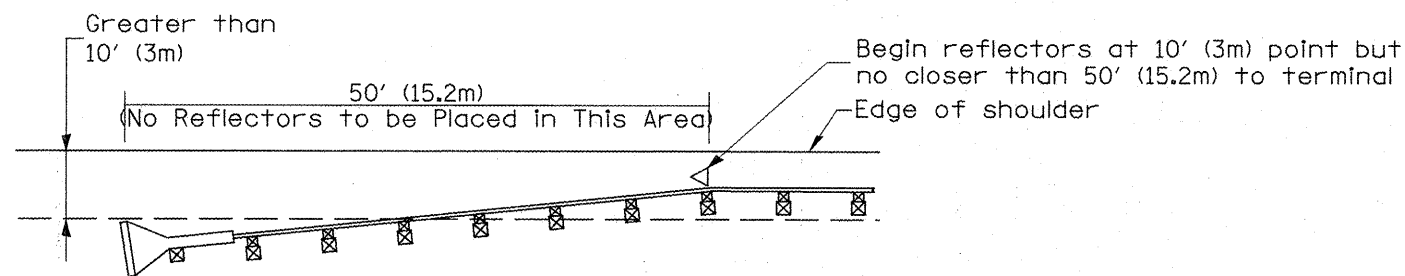
Traffic Barrier Terminal Type(*) and/or Turned-Down Terminal

[Terminal over 10' (3m) from edge of shoulder]
*See Plans for Type



Traffic Barrier Terminal Type(*) and/or Turned-Down Terminal

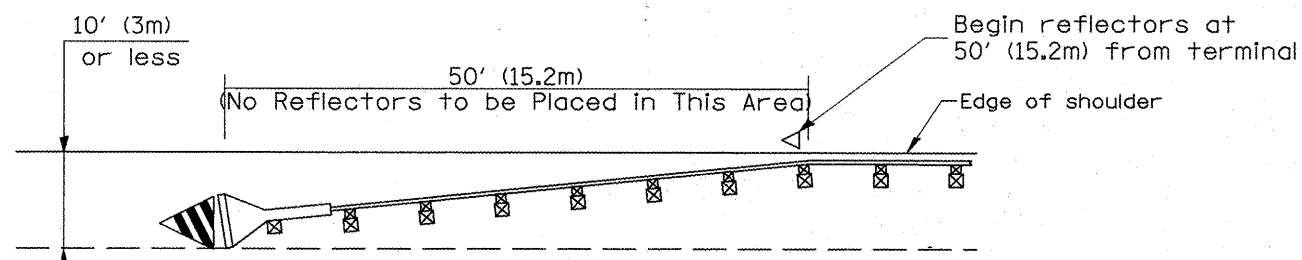
[Terminal over 10' (3m) or less from edge of shoulder]
*See Plans for Type



NOTE: Omit terminal marker when terminal over 10' (3m) from edge of paved shoulder or break point of unpaved shoulder.

Traffic Barrier Terminal Type 1 (Special)

[Terminal over 10' (3m) from edge of shoulder]



Traffic Barrier Terminal Type 1 (Special)

[Terminal 10' (3m) or less from edge of shoulder]

TERMINAL MARKER PLACEMENT

All dimensions are in inches (millimeters) unless otherwise noted.

01-01-97	RENUM. E-10.02, NEW REVISION BOX	T.P.			
03-01-97	CORRECT STD. SPEC. *	J.A.			
10-16-06	REVISED TO 2007 SPEC.	M.A.			

**STATE OF ILLINOIS
DEPARTMENT OF TRANSPORTATION**

GUARDRAIL AND BARRIER WALL DELINEATION

NOT TO SCALE

SHT. 1 OF 3
CADD STD. 635101-D4

F.A.P. RTE.	SECTION	COUNTY	TOTAL SHEETS	SHEET NO.
643	(11,12)RS-2;(6)RS-3;(10)RS-4	STARK	45	40
FED. ROAD DIST. NO. ILLINOIS FED. AID PROJECT			CONTRACT NO. 68747	