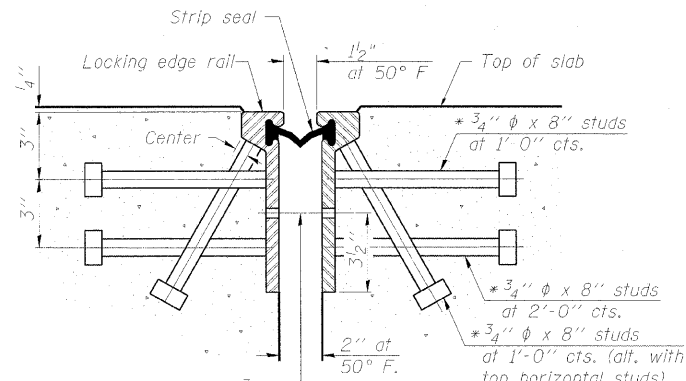
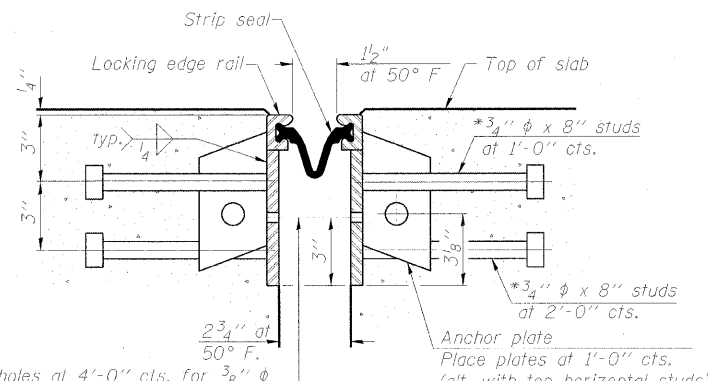


* Granular or solid flux filled headed studs conforming to Article 1006.32 of the Std. Specs., automatically end welded.



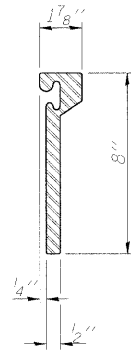
7/16" ϕ holes at 4'-0" cts. for 3/8" ϕ bolts. All bolts shall be burned, sawed, or chipped off flush with the plates after forms are removed, typ.

SECTION THRU ROLLED RAIL JOINT

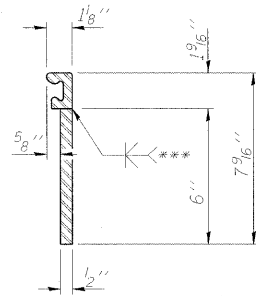


7/16" ϕ holes at 4'-0" cts. for 3/8" ϕ bolts. All bolts shall be burned, sawed, or chipped off flush with the plates after forms are removed, typ.

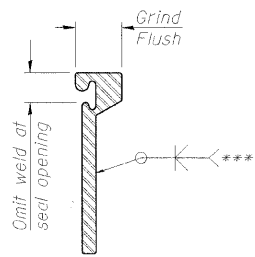
SECTION THRU WELDED RAIL JOINT



ROLLED EXTRUDED RAIL



WELDED RAIL

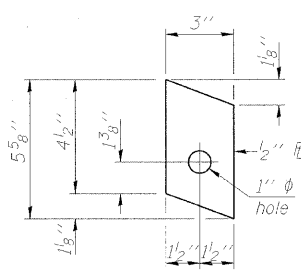


***Back gouge not required if complete joint penetration is verified by mock-up.

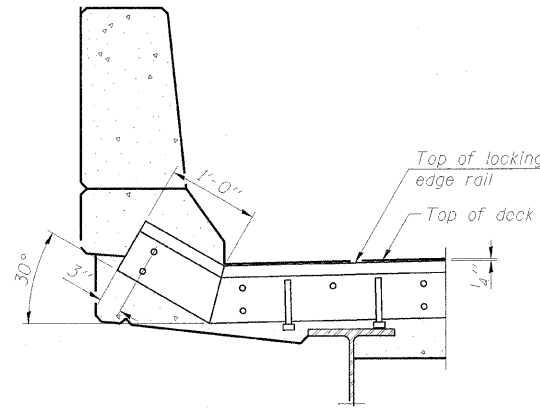
LOCKING EDGE RAIL SPLICE

The inside of the locking edge rail groove shall be free of weld residue.

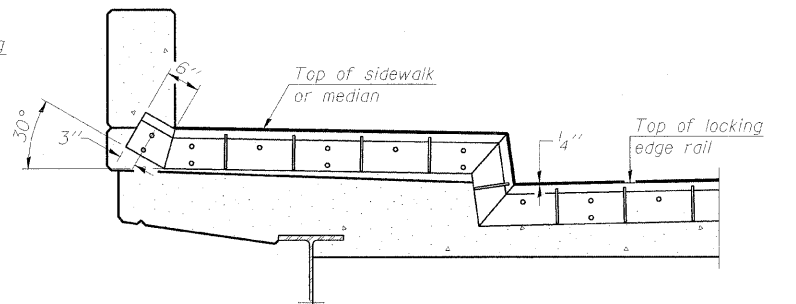
LOCKING EDGE RAILS



ANCHOR PLATE (for welded rail)



AT PARAPET



AT SIDEWALK OR MEDIAN

Shorter plates with a single row of studs at 12" cts. may be necessary on medians which are shallower than 9". See manufacturer's recommendation.

TYPICAL END TREATMENTS

BILL OF MATERIAL

Item	Unit	Total
Preformed Joint Strip Seal	Foot	92

FILE NAME =	USER NAME = #USER#	DESIGNED - JXH	REVISED -	STATE OF ILLINOIS DEPARTMENT OF TRANSPORTATION	EXPANSION JOINT DETAILS (STRIP SEAL) EXCHANGE AVENUE OVER I-55 /70 (S.N. 082-0378)	F.A.I. RTE.	SECTION	COUNTY	TOTAL SHEETS	SHEET NO.	
#FILES#	PLOT SCALE = #SCALE#	DRAWN - JHR	REVISED -			70	82-1-IHB	ST. CLAIR	236	175	
	PLOT DATE = #DATE#	CHECKED - CHY	REVISED -			CONTRACT NO. 76C55					
		DATE - 10-09-09	REVISED -			FED. ROAD DIST. NO. [ILLINOIS] FED. AID PROJECT					