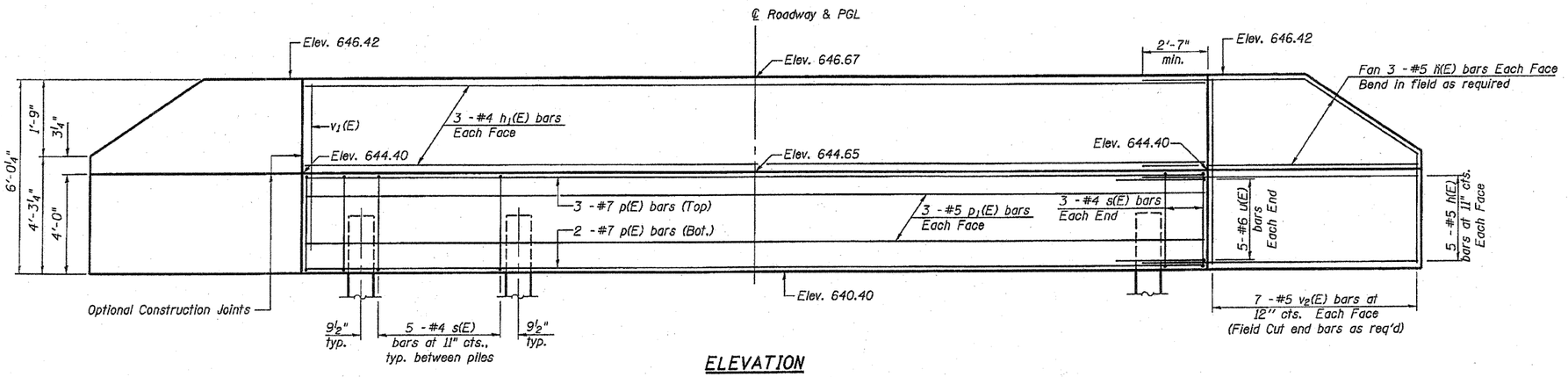

ELEVATION

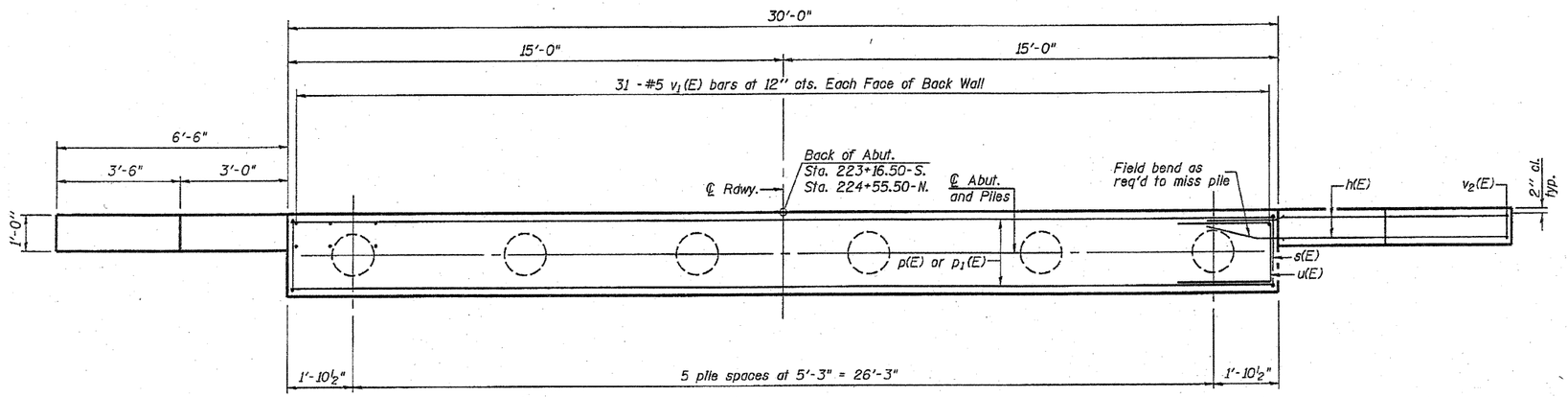

PLAN

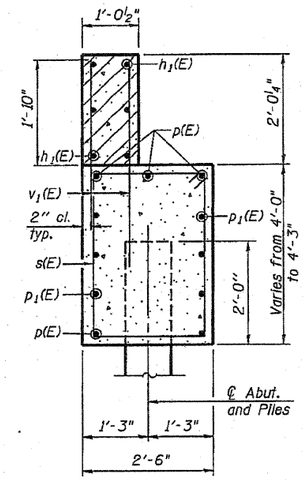

SEC. THRU ABUT.

BILL OF MATERIAL FOR TWO ABUTMENTS

Bar	No.	Size	Length	Shape
h(E)	64	#5	9'-0"	
h1(E)	12	#4	29'-8"	
p(E)	10	#7	29'-8"	
p1(E)	12	#5	29'-8"	
s(E)	62	#4	12'-5"	
u(E)	20	#6	9'-7"	
v1(E)	124	#5	3'-0"	
v2(E)	56	#5	5'-8"	
Structure Excavation			Cu. Yd.	93
Concrete Structures			Cu. Yd.	31.8
Reinforcement Bars, Epoxy Coated			Pound	3340
Furnishing Metal Shells			Foot	420
Driving Piles			Foot	420
Test Pile, Metal Shell			Each	2

For details of piles and Metal Shell Reinforcement, see sheet 10 of 11.

Space cap reinforcement to miss Dowel Rods. Hatched area to be poured after deck beams are in place.

PILE DATA

Type: Metal Shell - 14" dia. x 0.25" wall
Nominal Required Bearing: 276 kips
Factored Resistance Available: 138 kips
Est. Length: 42 ft.
No. Production Piles: 10 (5 at each abut.) △1
No. Test Piles: 2 (1 at each abut.)

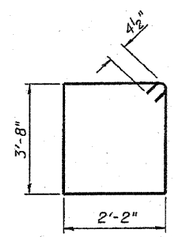

BAR s2(E)

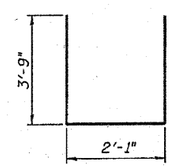

BAR u(E)

△1 Revised No. of Production Piles - 02/16/10

PILE BENT ABUTMENT DETAILS

LYNDON ROAD BRIDGE
OVER ROCK CREEK
F.A.S. ROUTE 76
SECTION 06-00183-00-BR
WHITESIDE COUNTY, ILLINOIS
STRUCTURE NUMBER 098-3077
STATION 223+86.00

Corporate License Number 184-001-084
© Copyright Hanson Professional Services Inc. 2009

HANSON

JOB NO.	SHEET NO. 8	F.A.S. ROUTE	SECTION	COUNTY	TOTAL SHEETS	SHEET NO.
08L0156	11 SHEETS	76	06-00183-00-BR	Whiteside	21	15
DATE 12/11/09				CONTRACT NO. 85506		
		FED. ROAD DIST. NO. 2	ILLINOIS	FED. AID PROJECT		

LAYOUT	SMK	09/17/09
DRAWN	JDM	12/11/09
REVIEWED	SMK	12/11/09

02/16/2010
I:\08Jobs\08L0156\CADD\Struct\Sheets\0008-Abut Details.dgn