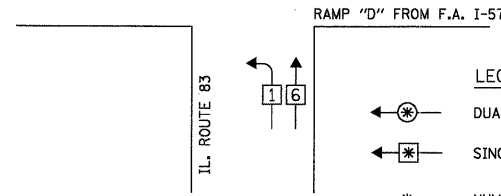
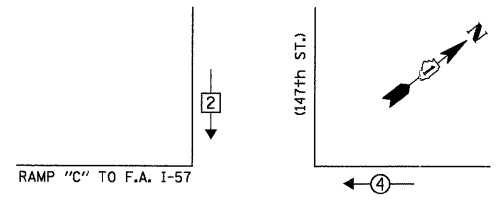


DATE: _____
 SURVEYED: _____
 GRADES CHECKED: _____
 BY: _____
 DATE: _____
 PROFILE: _____
 NOTE BOOK NO.: _____
 NO. OF SHEETS: _____
 NO. OF THIS SHEET: _____

CHRISTOPHER B. BURKE ENGINEERING LTD.
 315 West Higgins Road, Suite 600
 Schaumburg, Illinois 60196
 (815) 823-0500

TEMPORARY CONTROLLER SEQUENCE



LEGEND

- ⊗ DUAL ENTRY PHASE
- ⊙ SINGLE ENTRY PHASE
- * NUMBER REFERS TO ASSOCIATED PHASE

TEMPORARY PHASE DESIGNATION DIAGRAM

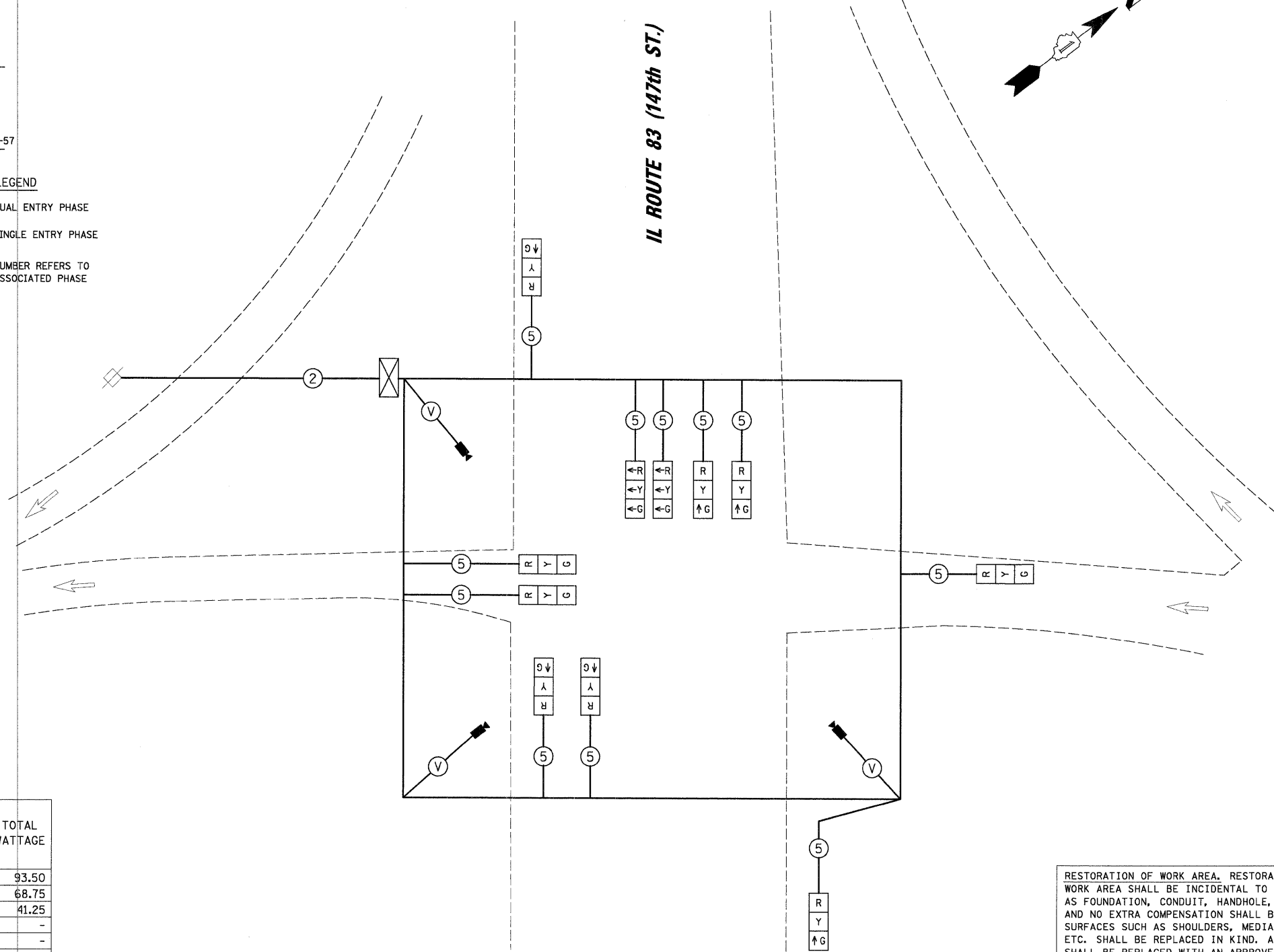
TEMPORARY CABLE DIAGRAM LEGEND

- ⊗ TEMPORARY TRAFFIC SIGNAL SECTION OR PEDESTRIAN SIGNAL SECTION 12" (300mm)
- ⊗ TEMPORARY CONTROLLER CABINET
- ⊗ TEMPORARY SERVICE INSTALLATION
- ⑤ INDICATES NUMBER OF CONDUCTORS IN CABLE. ALL CONDUCTORS TO BE NUMBER 14 AWG WIRE UNLESS OTHERWISE NOTED.
- ▶ EMERGENCY VEHICLE LIGHT DETECTOR
- ▶ CONFIRMATION BEACON
- VEHICLE DETECTOR, INDUCTION LOOP
- ⊙ PEDESTRIAN PUSHBUTTON DETECTOR
- ⊗ 12" (300mm) PEDESTRIAN SIGNAL SECTION
- ▶ VIDEO DETECTION CAMERA
- ⊗ VENDOR CABLE

RAMP "C" TO F.A. I-57

RAMP "D" FROM F.A. I-57

IL ROUTE 83 (147th ST.)



TEMPORARY CABLE PLAN

RESTORATION OF WORK AREA, RESTORATION OF THE TRAFFIC SIGNAL WORK AREA SHALL BE INCIDENTAL TO THE RELATED PAY ITEM SUCH AS FOUNDATION, CONDUIT, HANDHOLE, TRENCH AND BACKFILL, ETC., AND NO EXTRA COMPENSATION SHALL BE ALLOWED. ALL ROADWAY SURFACES SUCH AS SHOULDERS, MEDIANS, SIDEWALKS, PAVEMENT, ETC. SHALL BE REPLACED IN KIND. ALL DAMAGE TO MOWED LAWNS SHALL BE REPLACED WITH AN APPROVED SOD, AND ALL DAMAGE TO UNMOWED FIELDS SHALL BE SEEDING IN ACCORDANCE WITH STANDARD SPECIFICATIONS 252 AND 250 RESPECTIVELY.

I.D.O.T. TRAFFIC SIGNAL INSTALLATION ELECTRICAL SERVICE REQUIREMENTS					TOTAL WATTAGE
TYPE	NO. OF LAMPS	WATTAGE X INCAND.	LED	% OPERATION	
SIGNAL (RED)	11	-	17	0.50	93.50
(YELLOW)	11	-	25	0.25	68.75
(GREEN)	11	-	15	0.25	41.25
ARROW	-	-	12	0.10	-
PED. SIGNAL	-	-	25	1.00	-
CONTROLLER	1	-	100	1.00	100.00
ILLUM. SIGN	-	-	25	0.05	-
VIDEO SYSTEM	1	150	-	1.00	150.00
FLASHER	-	-	-	0.50	-
TOTAL =					453.50

ILLINOIS DEPARTMENT OF TRANSPORTATION
 DIVISION OF HIGHWAY/DISTRICT 1
 201 WEST CENTER COURT/SCHAUMBURG, ILLINOIS 60196-1096
 ENERGY SUPPLY: CONTACT: STEVE FITZGERALD
 PHONE: (708) 235-2327
 COMPANY: COMED

FOUNDATION (DEPTH)	FT. (m)	CABLE SLACK	FT. (m)	VERTICAL	FT. (m)
TYPE A - POST	4 (1.2)	HANDHOLE	6.5 (2.0)	ALL FOUNDATIONS	3.5 (1.0)
C - CONTROLLER W/ UPS	4 (1.2)	DOUBLE HANDHOLE	13 (4.0)	MAST ARM (L) POLE	20'±L-2'±
D - CONTROLLER	4 (1.2)	SIGNAL POST	2 (1.0)	(6m±L-0.6m)±	
E - M. ARM POLE		CONTROLLER CAB.	1 (0.5)	BRACKET MOUNTED	13 (4.0)
30" (750mm)	15 (4.6)	FIBER OPTIC	13 (4.0)	PED. PUSHBUTTON	6 (1.8)
36" (900mm)	15 (4.6)	ELECTRIC SERVICE	1 (0.5)	ELECTRIC SERVICE	13.5 (4.1)
42" (1050mm)	25 (7.6)	GROUND CABLE	1 (0.5)	SERVICE TO GROUND	13.5 (4.1)
				POST MOUNTED	6 (1.8)