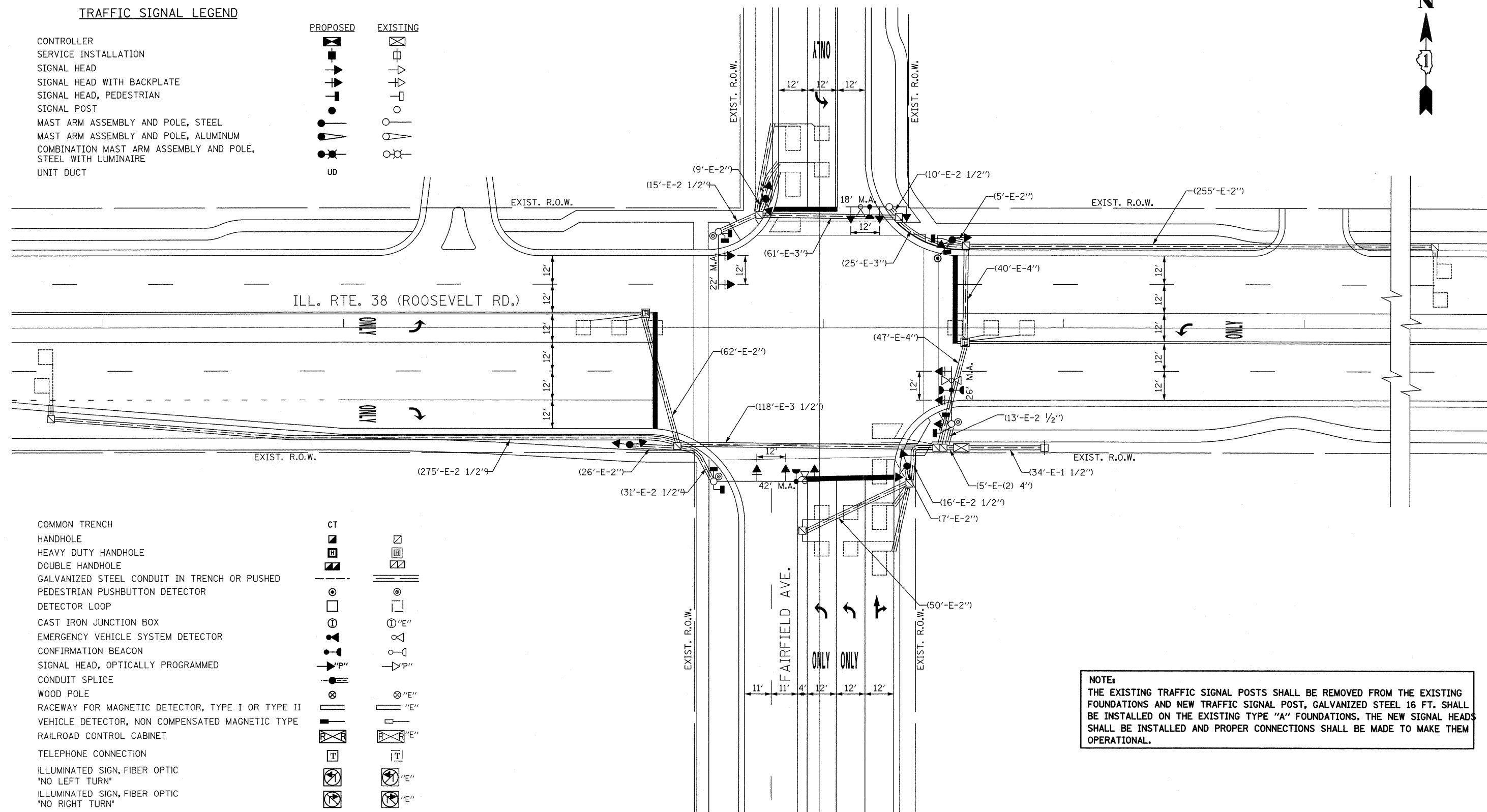

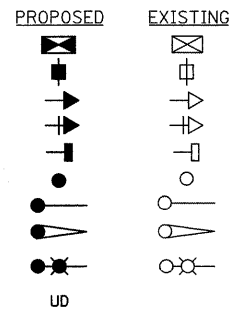



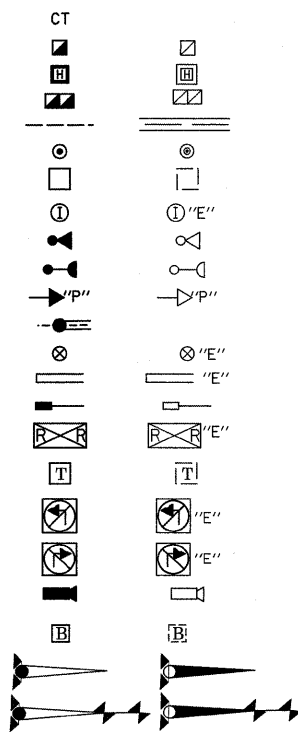
TRAFFIC SIGNAL LEGEND

- CONTROLLER
- SERVICE INSTALLATION
- SIGNAL HEAD
- SIGNAL HEAD WITH BACKPLATE
- SIGNAL HEAD, PEDESTRIAN
- SIGNAL POST
- MAST ARM ASSEMBLY AND POLE, STEEL
- MAST ARM ASSEMBLY AND POLE, ALUMINUM
- COMBINATION MAST ARM ASSEMBLY AND POLE, STEEL WITH LUMINAIRE
- UNIT DUCT



NOTE:
 THE EXISTING TRAFFIC SIGNAL POSTS SHALL BE REMOVED FROM THE EXISTING FOUNDATIONS AND NEW TRAFFIC SIGNAL POST, GALVANIZED STEEL 16 FT. SHALL BE INSTALLED ON THE EXISTING TYPE "A" FOUNDATIONS. THE NEW SIGNAL HEADS SHALL BE INSTALLED AND PROPER CONNECTIONS SHALL BE MADE TO MAKE THEM OPERATIONAL.

- COMMON TRENCH
- HANDHOLE
- HEAVY DUTY HANDHOLE
- DOUBLE HANDHOLE
- GALVANIZED STEEL CONDUIT IN TRENCH OR PUSHED
- PEDESTRIAN PUSHBUTTON DETECTOR
- DETECTOR LOOP
- CAST IRON JUNCTION BOX
- EMERGENCY VEHICLE SYSTEM DETECTOR
- CONFIRMATION BEACON
- SIGNAL HEAD, OPTICALLY PROGRAMMED
- CONDUIT SPLICE
- WOOD POLE
- RACEWAY FOR MAGNETIC DETECTOR, TYPE I OR TYPE II
- VEHICLE DETECTOR, NON COMPENSATED MAGNETIC TYPE
- RAILROAD CONTROL CABINET
- TELEPHONE CONNECTION
- ILLUMINATED SIGN, FIBER OPTIC "NO LEFT TURN"
- ILLUMINATED SIGN, FIBER OPTIC "NO RIGHT TURN"
- MICROWAVE VEHICLE SENSOR
- UPS-BATTERY BACK-UP
- CROSSING GATE
- RAILROAD CANTILEVER MAST ARM



FILE NAME =	USER NAME = lcyee	DESIGNED -	REVISED -	STATE OF ILLINOIS DEPARTMENT OF TRANSPORTATION	TRAFFIC SIGNAL MODIFICATION ROOSEVELT RD @ FAIRFIELD AVE.			F.A. RTE.	SECTION	COUNTY	TOTAL SHEETS	SHEET NO.
W:\emal\roosevelt\13_Roosevelt_Rd @ Fairfield Ave_INT.dgn	PLOT SCALE = 20,0000 ' / IN.	DRAWN -	REVISED -					347	2008-066 TS	DUPAGE	13	13
	PLOT DATE = 12/11/2008	CHECKED -	REVISED -		CONTRACT NO. 60F54							
		DATE -	REVISED -		FED. ROAD DIST. NO. ILLINOIS FAP 347/ILL 38 (ROOSEVELT RD.)							