

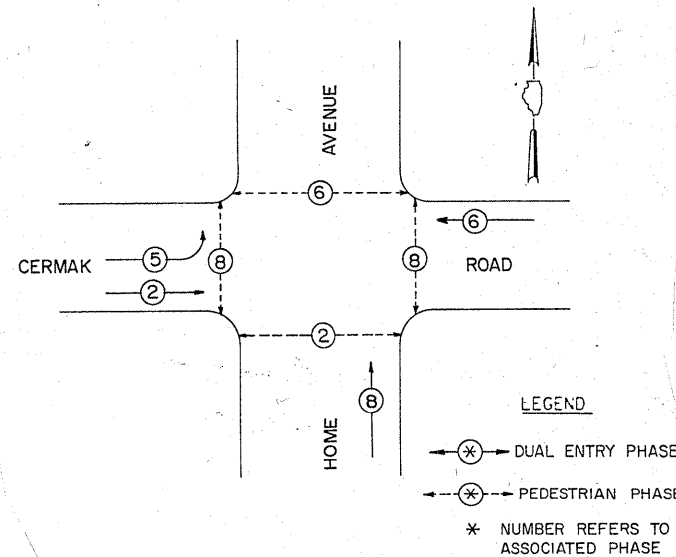
CABLE PLAN LEGEND

EXISTING	PROPOSED	DESCRIPTION
		8" (200mm) TRAFFIC SIGNAL SECTION
		12" (300mm) TRAFFIC SIGNAL SECTION
		12" (300mm) PEDESTRIAN SIGNAL SECTION
		12" (300mm) PEDESTRIAN SIGNAL SECTION WITH COUNTDOWN TIMER
		CONTROLLER CABINET
		SERVICE INSTALLATION
		TELEPHONE CONNECTION
		MAGNETIC DETECTOR
		VEHICLE DETECTOR, INDUCTION LOOP
		EMERGENCY VEHICLE LIGHT DETECTOR
		CONFIRMATION BEACON
		PUSHBUTTON DETECTOR
		DENOTES NUMBER OF CONDUCTORS
		ALL CABLE NO. 14 EXCEPT AS INDICATED
		ALL LOOP DETECTOR CABLE TO BE SHIELDED
		GROUND CABLE IN CONDUIT
		FIBER OPTIC CABLE IN CONDUIT
		SIGNAL FACE WITH BACKPLATE
		"P" INDICATES PROGRAMMED HEAD

- ONCE PREEMPTION HAS BEEN CALLED, TERMINATION OF A PHASE(S) SHALL BE IDENTICAL TO THE NORMAL SEQUENCES OF OPERATION'S TERMINATION OF A PHASE(S) AS DESCRIBED IN STANDARD 2393.
- CONTINUATION OR TERMINATION OF ALL RIGHT TURN OVERLAPS SHALL BE IDENTICAL TO THE NORMAL SEQUENCE OF OPERATION'S CONTINUATION OR TERMINATION OF RIGHT TURN OVERLAPS AS DESCRIBED IN THE CLEARANCE NOTES FOR RIGHT TURN OVERLAPS.
- TERMINATION OF ALL PEDESTRIAN PHASES SHALL INCLUDE A FULL FLASHING "DON'T WALK" INTERVAL.
- IF ALL RED CLEARANCE IS USED IN THE NORMAL SEQUENCE OF OPERATION, IT MUST BE DISPLAYED AFTER THE YELLOW CLEARANCE INTERVAL WHEN ENTERING OR LEAVING THE PREEMPTION SEQUENCE.

CONTROLLER SEQUENCE

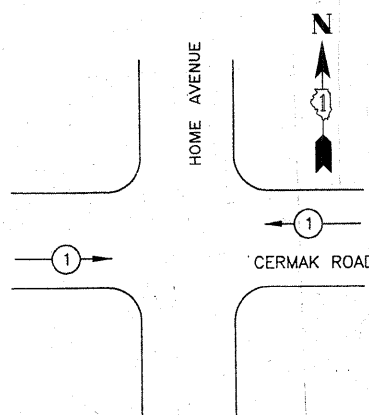
REFERRING TO STANDARD 2393, THE VEHICULAR AND PEDESTRIAN PHASES USED ARE DESIGNATED BELOW.



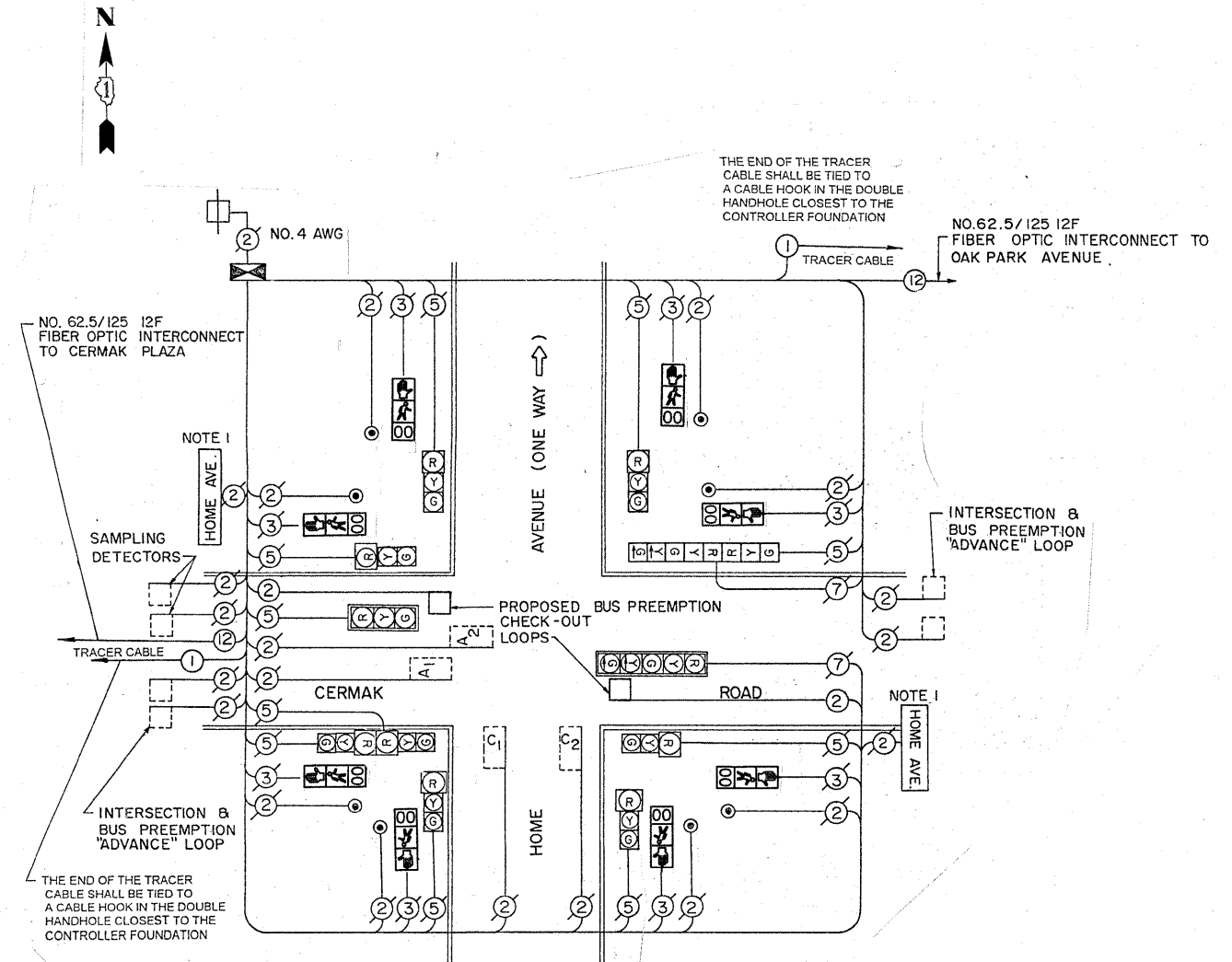
PHASE DESIGNATION DIAGRAM

DUAL ENTRY - ALL LEGS
PROTECTED/PERMITTED LEFT TURN PHASING

BUS PREEMPTION SEQUENCE NOTES FOR DUAL ENTRY OPERATION - ALL LEGS



PROPOSED PRIORITY LANES	
PRIORITY LANE INTERVAL	1
MOVEMENT	



TRAFFIC SIGNAL SCHEDULE OF QUANTITIES

PAY ITEM	UNIT	QUANTITY
MAINTENANCE OF EXISTING TRAFFIC SIGNAL INSTALLATION	EACH	1
PEDESTRIAN PUSH-BUTTON	EACH	8
PEDESTRIAN SIGNAL HEAD, L.E.D. 1-FACE BRACKET MOUNTED WITH COUNTDOWN TIMER	EACH	8
REMOVE EXISTING TRAFFIC SIGNAL EQUIPMENT	EACH	1
THERMOPLASTIC PAVEMENT MARKING - LINE 12"	SQ. FT.	360
THERMOPLASTIC PAVEMENT MARKING - LINE 24"	SQ. FT.	92
THERMOPLASTIC PAVEMENT MARKING REMOVAL	SQ. FT.	450