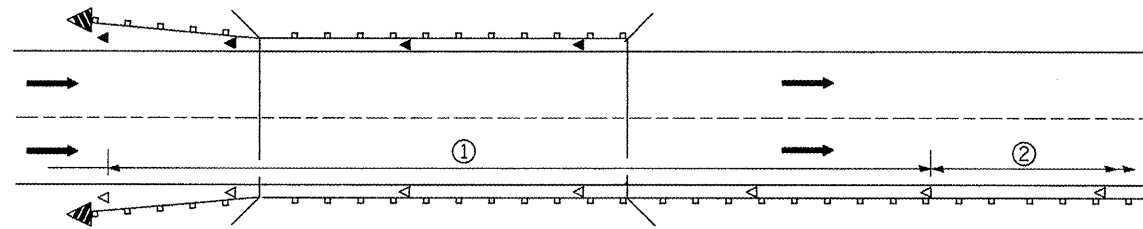
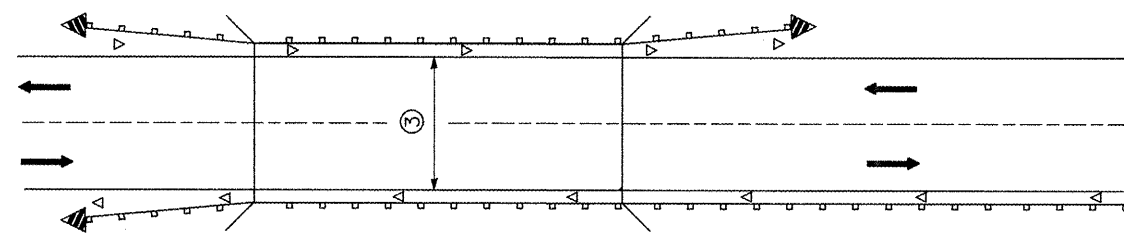


DESIGNER NOTES:  
 1. INCLUDE APPROPRIATE SPECIAL PROVISIONS FOR "GUARD RAIL DELINEATION POLICY; 1. TERMINAL MARKER, 2. TERMINAL MARK POST, AND 3. GUARDRAIL AND BARRIER WALL MARKERS."  
 FROM INTERIM SPECIAL PROVISIONS 94-74; "GUARDRAIL AND BARRIER WALL DELINEATION."  
 2. IF POST MOUNT TERMINAL MARKER IS USED, INCLUDE STATE STD. 720011.



- ① Spacing 80 ft. (24 m) max. for first 400 ft. (122 m) or curve spacing shown in Standard 635001, whichever is less (min. 4 reflectors regardless of length).
- ② After 400 ft. (122 m), transition to normal delineator spacing shown in Standard 635001, and continue as required.

**ONE-WAY TRAFFIC**



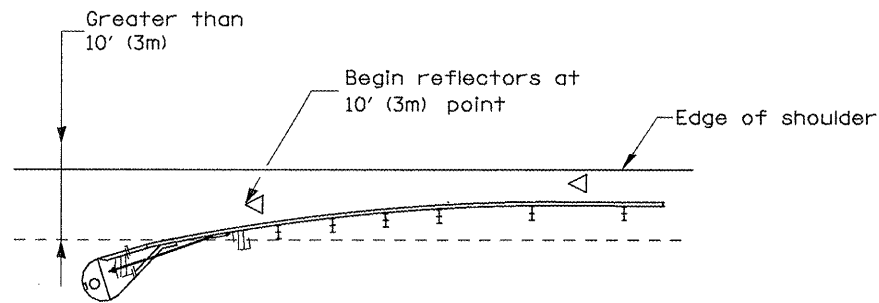
- ③ Bidirectional silver/silver should be used in lieu of monodirectional silver on both sides of two-lane bridges where the bridge pavement is less than 24 (610) wider than the pavement approaching the bridge.

**TWO-WAY TRAFFIC**

**GUARDRAIL / BARRIER WALL / BRIDGE RAIL REFLECTORS**

**LEGEND**

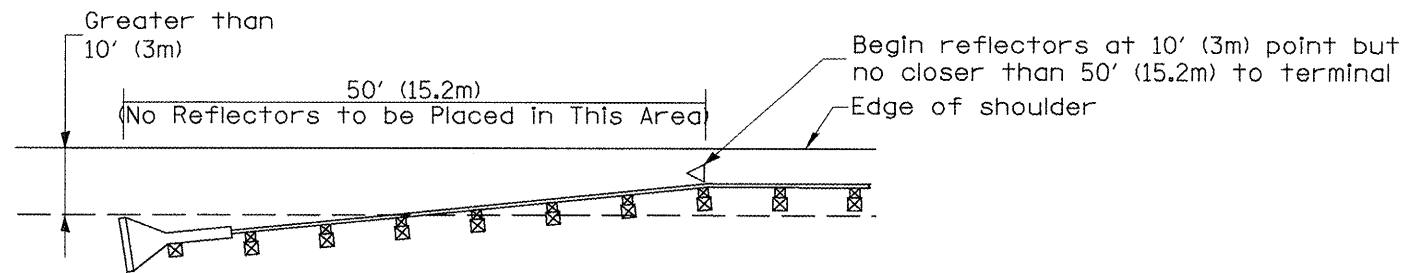
- ◁ Monodirectional silver
- ◄ Monodirectional amber
- ◄◄ Terminal Marker - Black/Yellow  
Left or Right as appropriate



NOTE: Omit terminal marker when terminal over 10' (3m) from edge of paved shoulder or break point of unpaved shoulder, or when terminal buried in backslope.

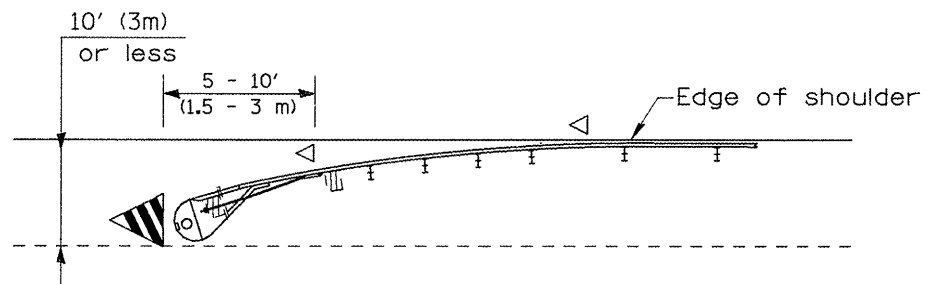
**Traffic Barrier Terminal Type(\*) and/or Turned-Down Terminal**

[Terminal over 10' (3m) from edge of shoulder]  
\*See Plans for Type



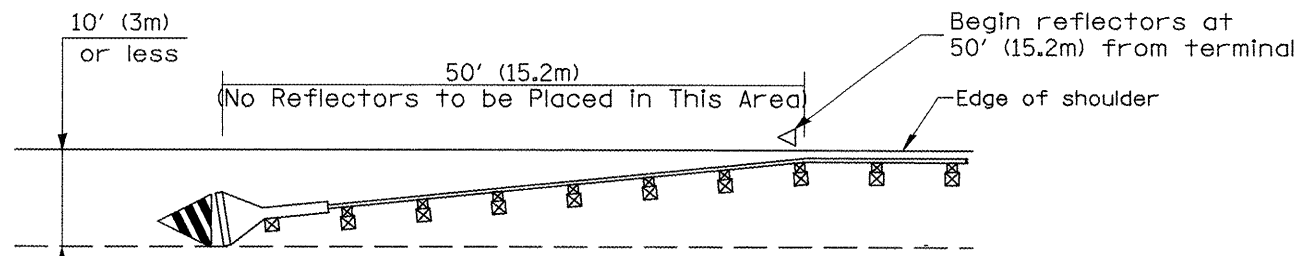
NOTE: Omit terminal marker when terminal over (10') from edge of paved shoulder or break point of unpaved shoulder.

**Traffic Barrier Terminal Type 1 (Special)**  
[Terminal over 10' (3m) from edge of shoulder]



**Traffic Barrier Terminal Type(\*) and/or Turned-Down Terminal**

[Terminal over 10' (3m) or less from edge of shoulder]  
\*See Plans for Type



**Traffic Barrier Terminal Type 1(Special)**  
[Terminal 10' (3m) or less from edge of shoulder]

**TERMINAL MARKER PLACEMENT**

All dimensions are in inches (millimeters) unless otherwise noted.

01-01-97	RENUM. E-10.02, NEW REVISION BOX	T.P.	
03-01-97	CORRECT STD. SPEC. *	J.A.	
10-16-06	REVISED TO 2007 SPEC.	M.A.	

STATE OF ILLINOIS  
DEPARTMENT OF TRANSPORTATION

GUARDRAIL AND BARRIER WALL DELINEATION

NOT TO SCALE

SHT. 1 OF 3  
CADD STD. 635101-04

F.A.I. RTE.	SECTION	COUNTY	TOTAL SHEETS	SHEET NO.
74	48(27RS-3; (27HB-5)I, I-1)	KNOX	104	99

CONTRACT NO. 68062  
FED. ROAD DIST. NO. ILLINOIS FED. AID PROJECT