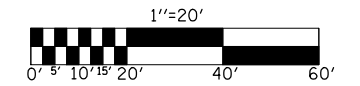
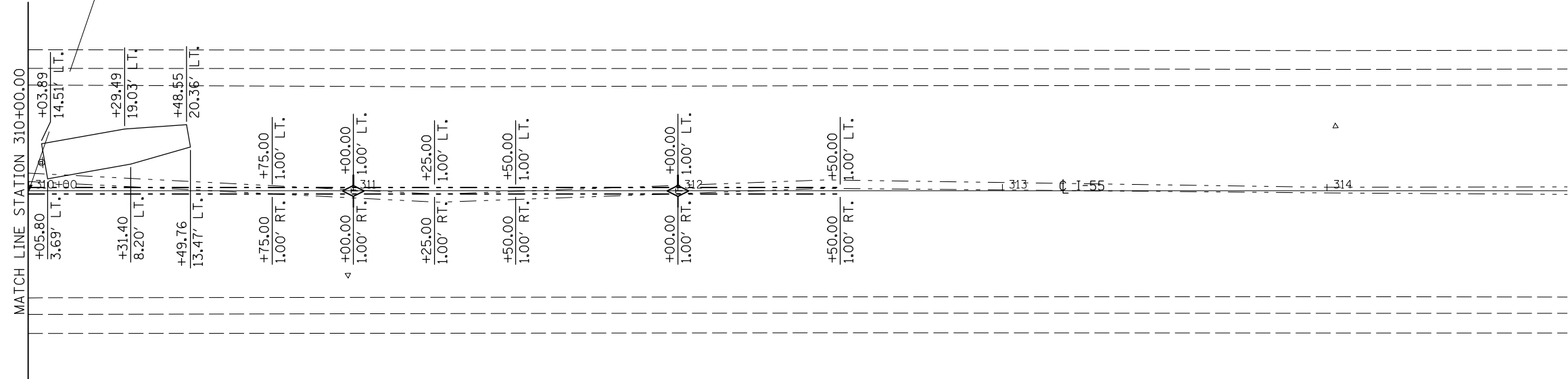




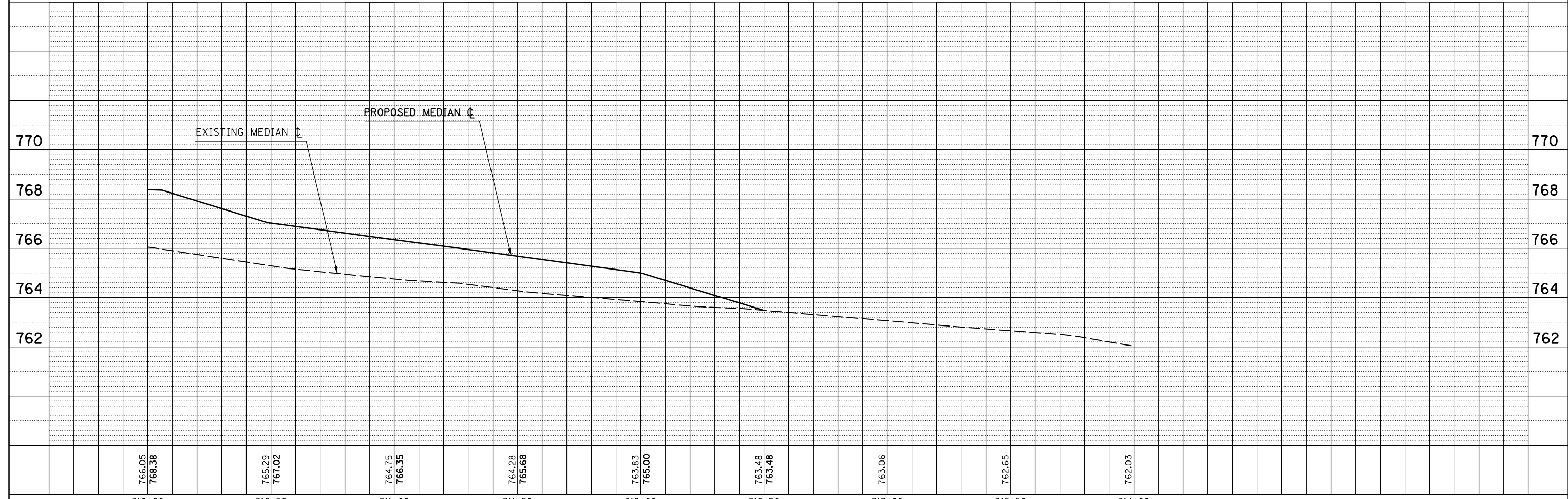
NOTE: PIPE UNDERDRAINS 4" SHALL BE EXTENDED TO FLOW LINE OR NEAREST INLET. THE PIPE UNDERDRAIN HEADWALLS AND HEADWALL REMOVALS SHALL BE INCIDENTAL TO PIPE UNDERDRAINS 4".

SIGN FOUNDATION AT STA. 310+00.00



PLAN	SURVEYED	BY	DATE
	PLOTTED		
	CHECKED		
	ATTEMPT		
	CAD FILE NAME		
NOTE BOOK NO.			

PROFILE	SURVEYED	BY	DATE
	PLOTTED		
	CHECKED		
	STRUCTURE		
	NOTATIS CHRD		
NOTE BOOK NO.			



FILE NAME =	USER NAME = piersonbr	DESIGNED -	MLB	REVISED -	
ct:\pwork\PWIDOT\PIERSONBR\d0101466\d570745-sht-plnpr.fgn		DRAWN -	BBP	REVISED -	
		CHECKED -		REVISED -	
		DATE -	12/09/08	REVISED -	

**STATE OF ILLINOIS
DEPARTMENT OF TRANSPORTATION**

SIGN FOUNDATION PLAN & PROFILE

SCALE: 1" = 20' SHEET NO. 2 OF 2 SHEETS STA. 310+00.00 TO STA. 314+00.00

F.A.I. RTE.	SECTION	COUNTY	TOTAL SHEETS	SHEET NO.
55	D5Safety-2	McLean	79	27
CONTRACT NO. 70745				
FED. ROAD DIST. NO. ILLINOIS FED. AID PROJECT				