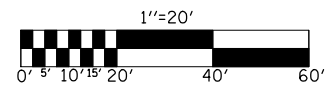
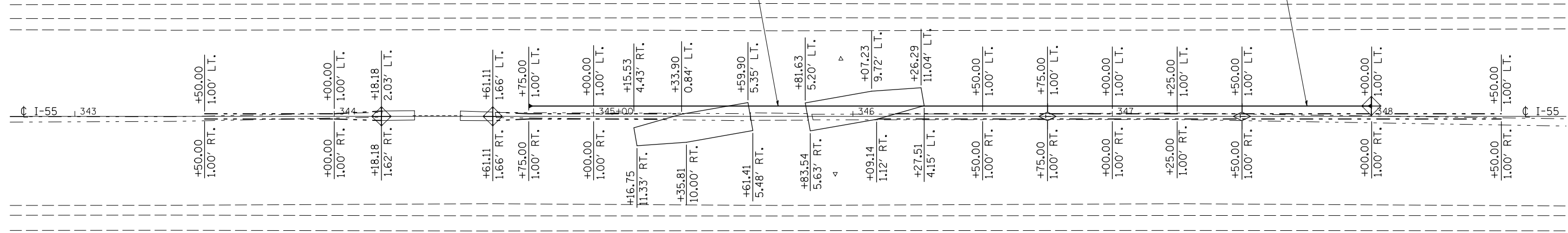


NOTE: PIPE UNDERDRAINS 4" SHALL BE EXTENDED TO FLOW LINE OR NEAREST INLET. THE PIPE UNDERDRAIN HEADWALLS AND HEADWALL REMOVALS SHALL BE INCIDENTAL TO PIPE UNDERDRAINS 4".

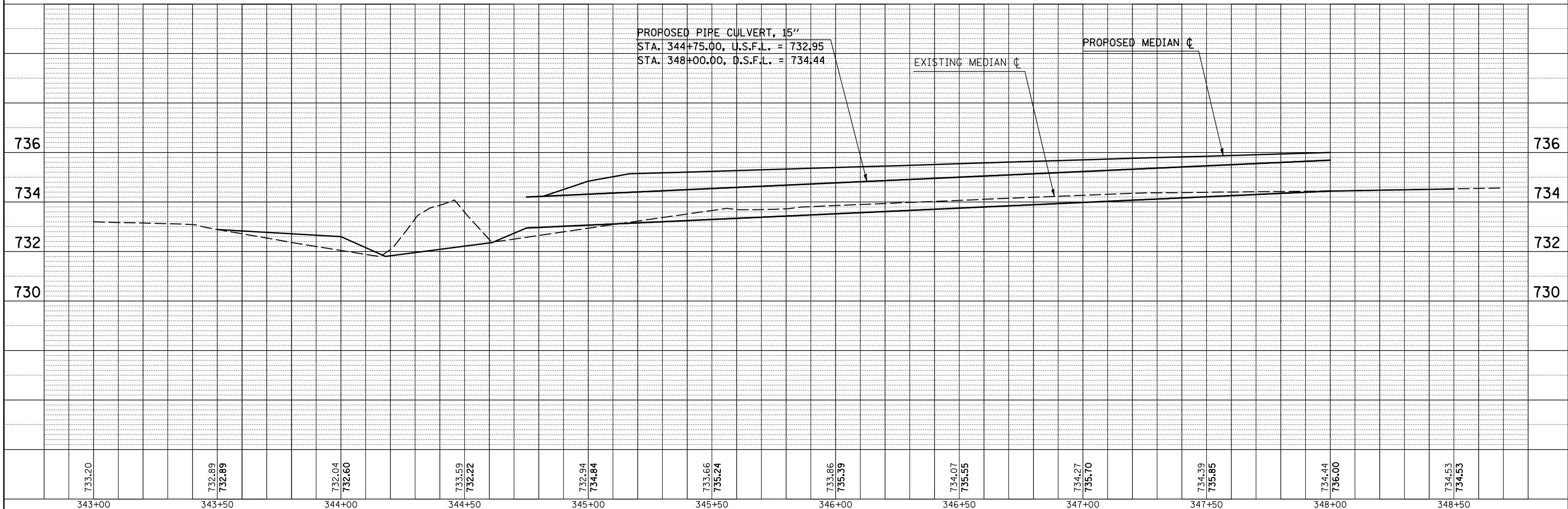
PIPE CULVERTS, TYPE 1 CORRUGATED STEEL OR ALUMINUM CULVERT PIPE, 15" STATION 344+75.00 TO STATION 348+00.00 PIPE CENTERED AT 4'-0" LT.



PLAN	SURVEYED	BY	DATE
	PLOTTED		
	CHECKED		
	AT		
	CAD FILE NAME		
NOTE BOOK NO.			



PROFILE	SURVEYED	BY	DATE
	PLOTTED		
	CHECKED		
	AT		
	STRUCTURE NOTATION CHRD		
NOTE BOOK NO.			



FILE NAME =	USER NAME = piersonbr	DESIGNED -	MLB	REVISED -	
ct:\pwork\PIWIDOT\PIERSONBR\d0101466\d570745-sht-plnpr.f.dgn		DRAWN -	BBP	REVISED -	
	PLOT SCALE = 40.0000' / IN.	CHECKED -		REVISED -	
	PLOT DATE = 12/16/2008	DATE -	12/09/08	REVISED -	

STATE OF ILLINOIS
DEPARTMENT OF TRANSPORTATION

S.N. 057-0177 PLAN & PROFILE

SCALE: 1" = 20' SHEET NO. 1 OF 1 SHEETS STA. 343+00.00 TO STA. 348+75.00

F.A.I. RTE.	SECTION	COUNTY	TOTAL SHEETS	SHEET NO.
55	D5Safety-2	McLean	79	35
CONTRACT NO. 70745				
FED. ROAD DIST. NO. ILLINOIS FED. AID PROJECT				