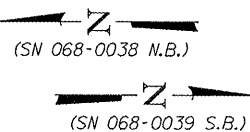
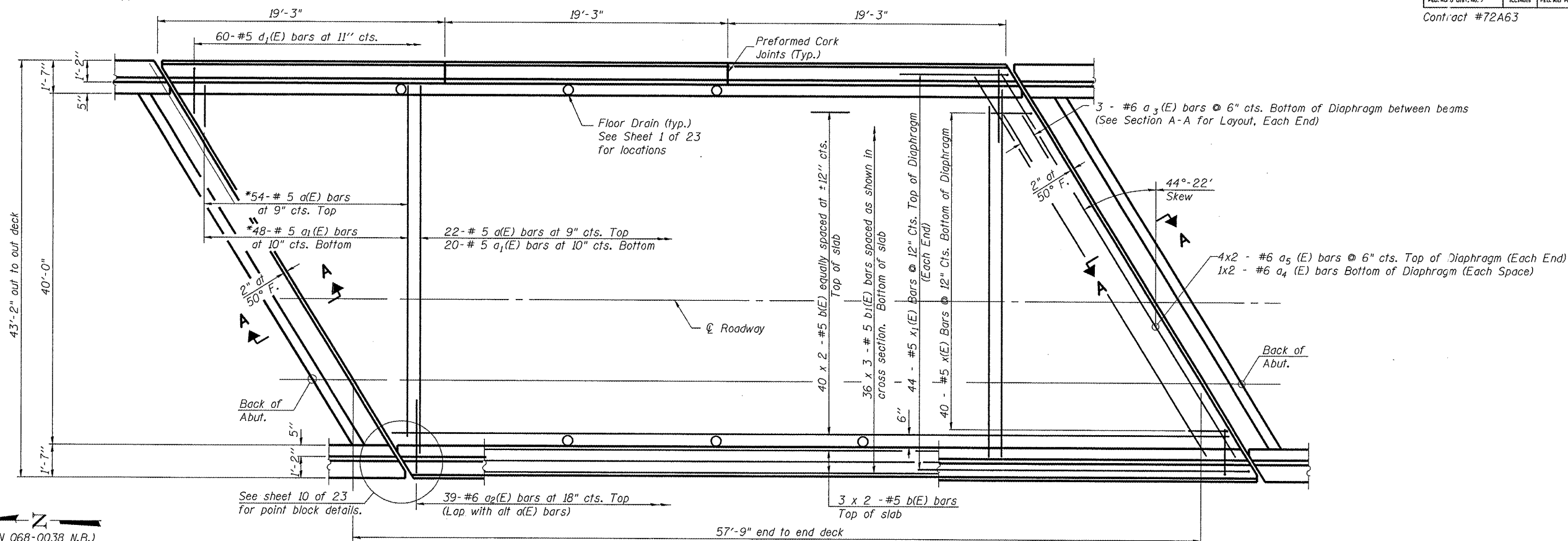


* Order a(E) & a₁(E) bars full length.
Cut to fit skew and use remainder
of bars in opposite end.

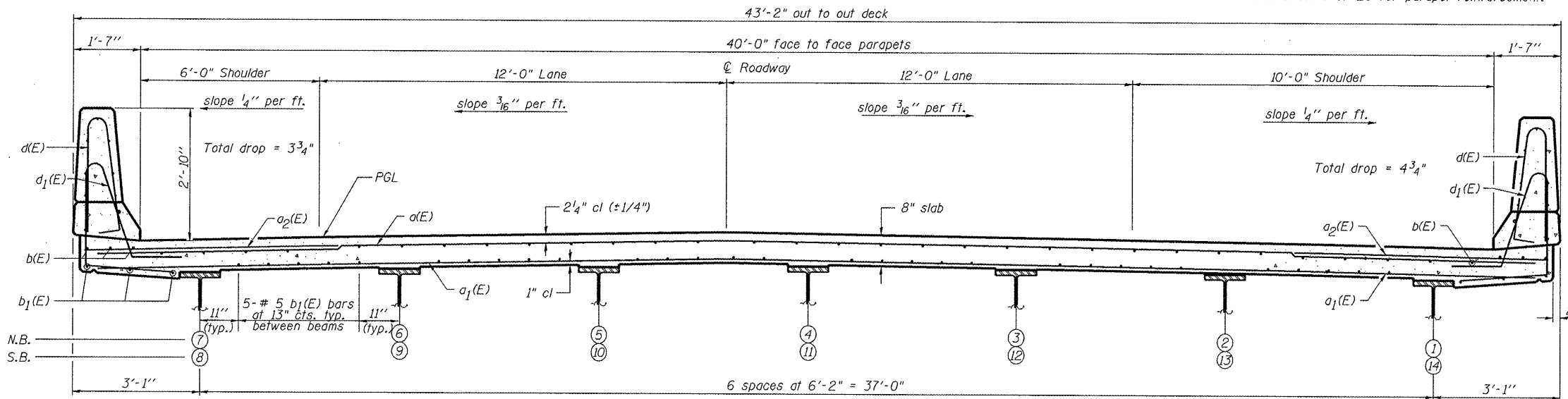
ROUTE NO.	SECTION	COUNTY	TOTAL SHEETS	SHEET NO.
F.A.I. 55	68-4B-1	MONTGOMERY	145	48
SHEET NO. 8				
23 SHEETS				
FED. RD. DIST. NO. 7	ILLINOIS	FED. AID PROJECT		

Contract #72A63



PLAN
(SN 068-0038 N.B. shown)
(SN 068-0039 S.B. similar)

Notes:
See Sheet 9 of 23 for superstructure details and Bill of Material.
Bars indicated thus 40 x 2-#5 etc. indicates 40 lines of bars with 2 lengths per line.
See Sheet 9 of 23 for parapet reinforcement.



MINIMUM BAR LAP
#5 bar = 1'-8"
#6 bar = 2'-7"

CROSS SECTION
(SN 068-0038 N.B. Looking North)
(SN 068-0039 S.B. Looking South)

ILLINOIS DEPARTMENT OF TRANSPORTATION
SUPERSTRUCTURE
I 55 OVER MACOUPIN CREEK
F.A.I. ROUTE 55 - SEC. 68-4B-1
MONTGOMERY COUNTY
STATION 1066+03.18
STRUCTURE NO. 068-0038 N.B.
STRUCTURE NO. 068-0039 S.B.
DATE: 04-08
REVISED:
DRAWN BY: MLO
CHECKED BY: PBB

Rev. 2-17-09