

**SERVICE INSTALLATION**

NOTE:  
 Min. Pole spacing 200'  
 Max. Pole spacing 250'  
 Setback shall be min. 30'  
 or 5' back of ditch, unless  
 breakaway type pole is used.

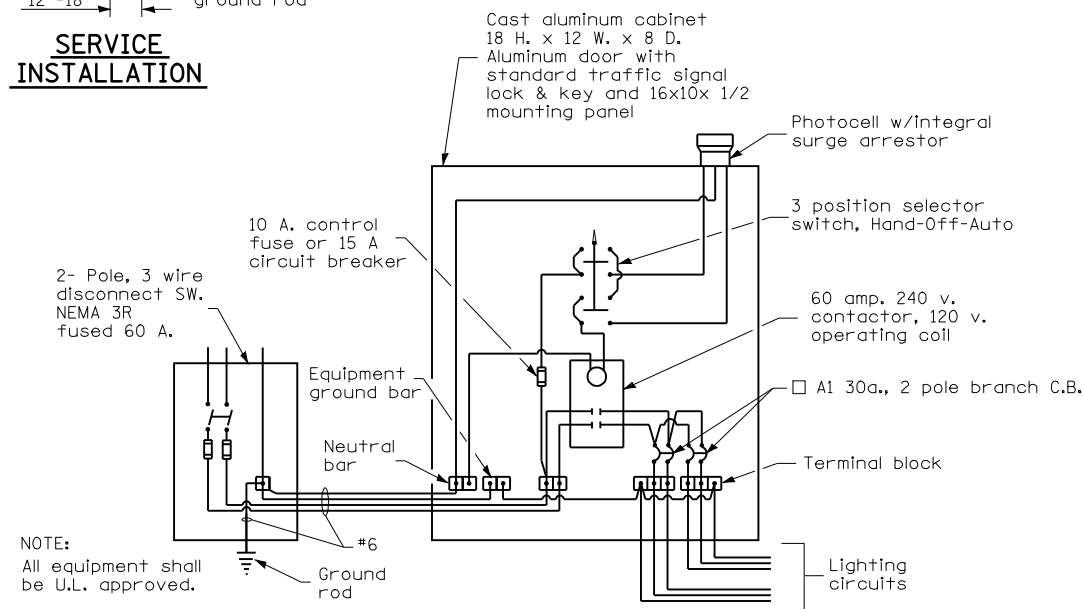
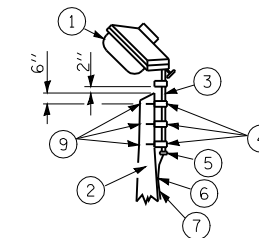
- ① Luminaire
- ② Wood pole, class 3 or better
- ③ 2 1/2" Galv. steel conduit
- ④ Single offset pole band
- ⑤ Conduit bushing
- ⑥ Cable clamps on 24" centers
- ⑦ 2/c #12 Type USE cable
- ⑧ 1" Galv. steel conduit 10' in length
- ⑨ 5/8"Ø hot dipped galvanized bolt with flat washer & locknut (3 req'd)
- ⑩ Conduit clamps on 36" centers
- ⑪ Unit duct
- ⑫ Threaded reducer
- ⑬ "C" Condulet, threaded
- ⑭ 1 1/2" Galv. steel conduit for 1 unit duct or 3" galv. steel conduit for 2 or 3 unit ducts.

NOTE:

Luminaire(s) shall have a 2-pole inline weatherproof quick disconnect fuse holder.

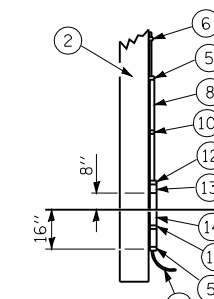
Luminaire(s) shall be oriented and the mounting angle adjusted as recommended by the Engineer.

Connect luminaire equipment ground to ACSR messenger.



NOTE:  
 All equipment shall be U.L. approved.

**WIRING DIAGRAM**



**POLE, WOOD**

POLE LENGTH	DEPTH IN GROUND
65'	12'
60'	10'
55'	9'
50'	8'
45'	7'
40'	6.5'
35'	6'
30'	5.5'

FILE NAME =	USER NAME = laughlinr1	DESIGNED -	REVISED -
et:\pw\work\PWIDOT\LAUGHLINRL\d0110282\l	ghting_details.dgn	DRAWN -	REVISED -
	PLOT SCALE = 40.0000' / IN.	CHECKED -	REVISED -
	PLOT DATE = Dec-03-2008 07:34:10AM	DATE -	REVISED -

**STATE OF ILLINOIS  
 DEPARTMENT OF TRANSPORTATION**

**ROADWAY LIGHTING DETAILS**

SCALE: SHEET NO. 1 OF 1 SHEETS STA. TO STA.

F.A. RTE.	SECTION	COUNTY	TOTAL SHEETS	SHEET NO.
•	68-4B-1 & 111BR	MONTGOMERY	145	31
	• FAI 55 & FAS 1769		CONTRACT NO. 72A63	
FED. ROAD DIST. NO.	ILLINOIS	FED. AID PROJECT		