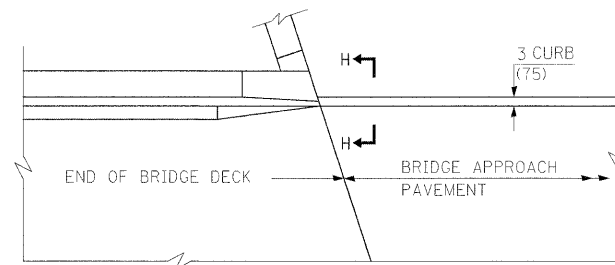
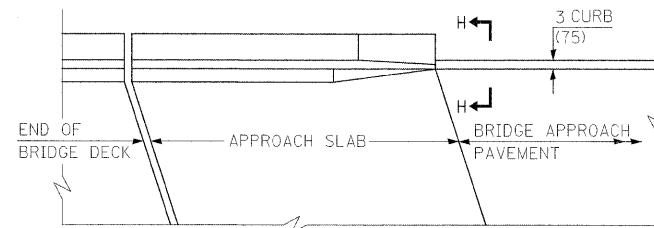


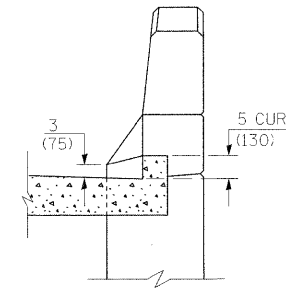
**PARAPET TO CURB TRANSITION  
PILE BENT ABUTMENT**



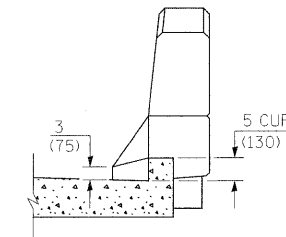
**PARAPET TO CURB TRANSITION  
INTEGRAL ABUTMENT**



**PARAPET TO CURB TRANSITION  
VAULTED ABUTMENT**



**SECTION I - I**



**SECTION H - H**

**GENERAL NOTES**

THICKNESS-"t"=THICKNESS OF PAVEMENT.  
 SEE STANDARD 421001 FOR REINFORCEMENT  
 DETAILS NOT SHOWN.  
 SEE STANDARD 420001 FOR JOINT DETAILS  
 NOT SHOWN.  
 ALL DIMENSIONS ARE IN INCHES (MILLIMETERS)  
 UNLESS OTHERWISE SHOWN.

FILE NAME = \$FILEL\$	USER NAME = #USER#	DESIGNED -	REVISED -	<b>STATE OF ILLINOIS DEPARTMENT OF TRANSPORTATION</b>	<b>BRIDGE APPROACH PAVEMENT DETAIL</b>	F.A.P. RTE. 304	SECTION 5A-BR	COUNTY CALHOUN	TOTAL SHEETS 60	SHEET NO. 21	
	PLOT SCALE = \$SCALE\$	DRAWN -	REVISED -			SCALE:	SHEET NO. 4 OF 4 SHEETS	STA.	TO STA.	FED. ROAD DIST. NO.	ILLINOIS FED. AID PROJECT
	PLOT DATE = \$DATE\$	CHECKED -	REVISED -							CONTRACT NO. 76886	
		DATE -	REVISED -								