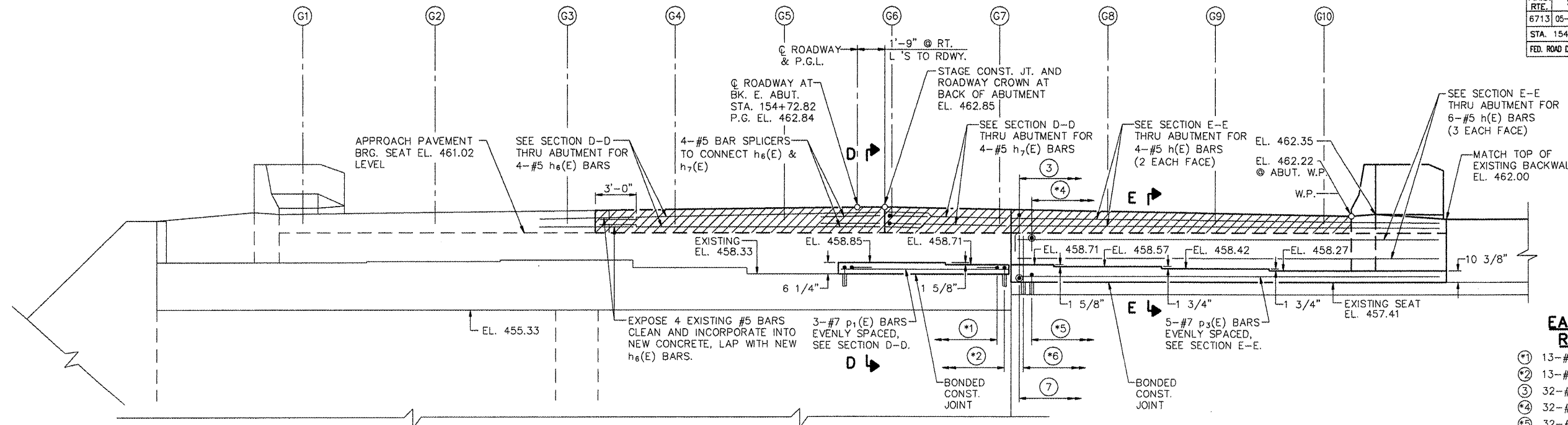
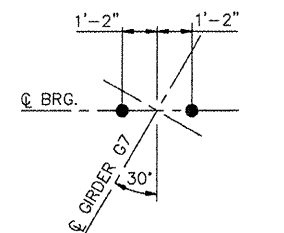
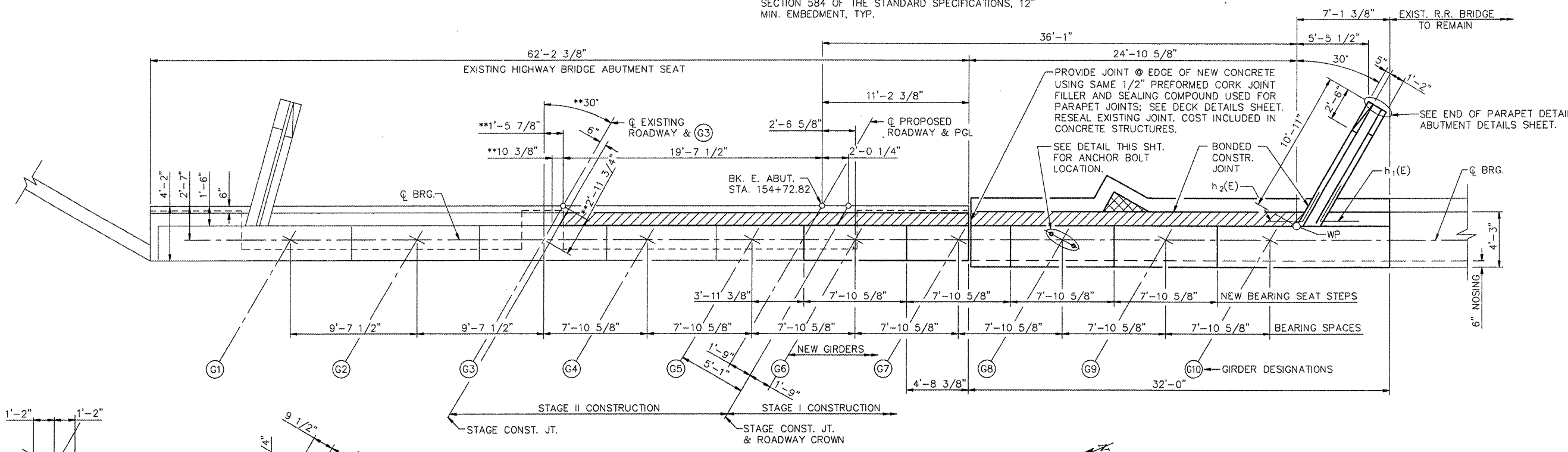


F.A.U. RTE.	SECTION	COUNTY	TOTAL SHEETS	SHEET NO.
6713	05-00148-00-PV	TAZEWELL	74	55
STA. 154+17.98		STRUCTURE NO. 090-0027		
FED. ROAD DIST. NO. 4		ILLINOIS FED. AID PROJECT		

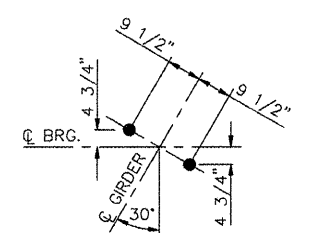


EAST ABUTMENT REBAR NOTES

- (1) 13-#5 v(E) BARS @ 12" CTS.
- (2) 13-#5 v₆(E) BARS @ 12" CTS.
- (3) 32-#5 v₆(E) BARS @ 12" CTS.
- (4) 32-#5 v₈(E) BARS @ 12" CTS.
- (5) 32-#5 v₈(E) BARS @ 12" CTS.
- (6) 32-#5 v₇(E) BARS @ 12" CTS.
- (7) 32-#5 v₆(E) BARS @ 12" CTS.



PLACE BOLTS TO CLEAR JOINT IN BEARING SEAT. SEE BEARING DETAILS SHEET.



NEW BEARING ANCHOR BOLT LOCATIONS. PLACE REINFORCEMENT TO MISS ANCHOR BOLTS, TYP. ALL GIRDERS.

- PLACE CONCRETE TO FILL NOTCH IN BACKWALL TO APPR. PAV'T. BRG. SEAT ELEV. 461.02
- CONCRETE PLACED AFTER SUPERSTRUCTURE FORMS HAVE BEEN REMOVED; CONCRETE QUANTITY INCLUDED WITH SUPERSTRUCTURE. MATCH ROADWAY CROWN.

- NOTES:**
- SPACE REINFORCEMENT IN CAP TO MISS ANCHOR BOLTS.
 - REINFORCEMENT BARS DESIGNATED (E) SHALL BE EPOXY COATED.
 - BARS INDICATED THUS 20 x 3-#5 ETC. INDICATES 20 LINES OF BARS WITH 3 LENGTHS PER LINE.
 - SEE ABUTMENT DETAILS SHEET FOR SECTIONS AND BAR BENDS.

REVISIONS	
NAME	DATE

ILLINOIS DEPARTMENT OF TRANSPORTATION
CAMP ST. OVER FARM CREEK DIVERSION CHANNEL EAST ABUTMENT DETAILS
 SCALE: N.T.S.
 DATE: 12/22/2008
 DRAWN BY: MGM
 CHECKED BY: P.JL