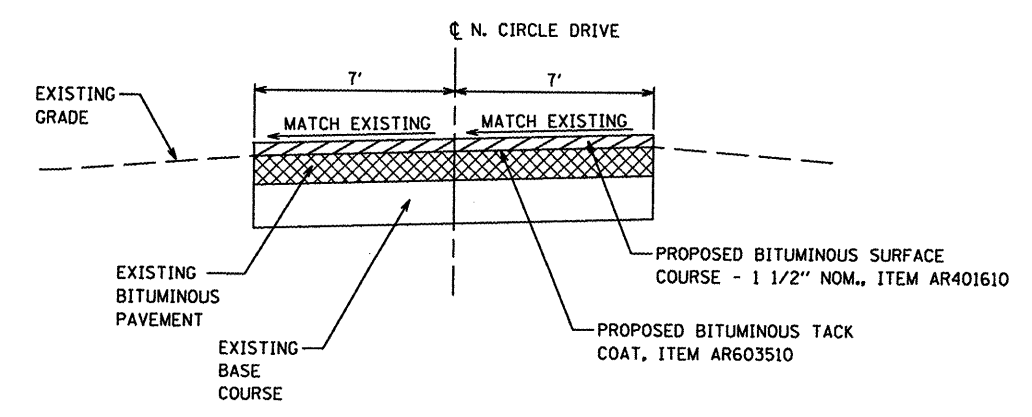
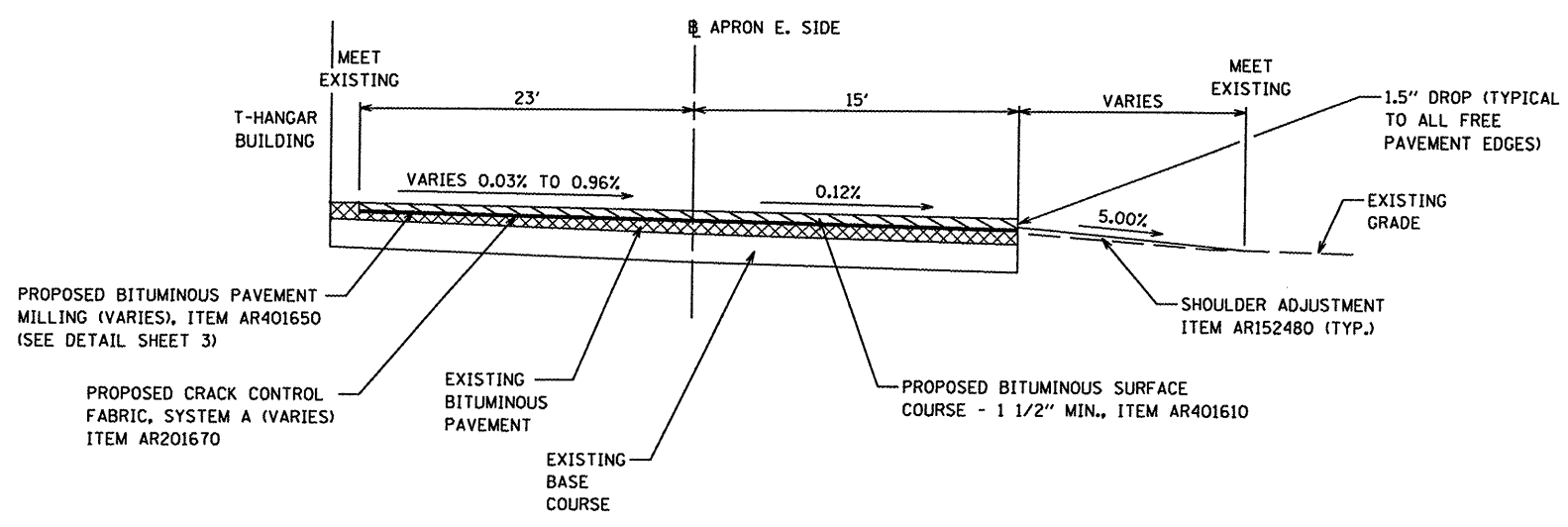


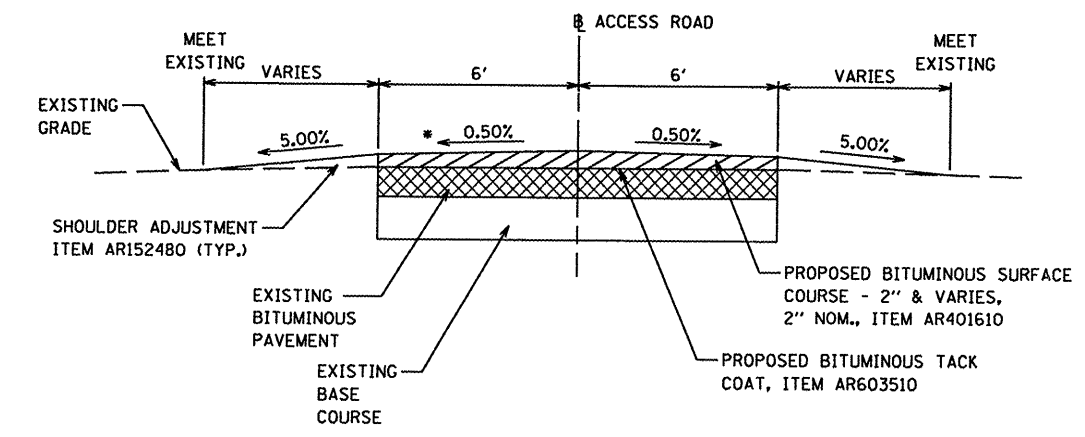
TYPICAL SECTION - MAIN APRON AREA
 STA. 24+39.00 TO 25+05.00
 EXCEPT TRANSITIONS



TYPICAL SECTION - NORTH CIRCLE DRIVE
 EXCEPT TRANSITIONS



TYPICAL SECTION - EAST APRON AREA
 STA. 30+15.00 TO 33+05.00
 EXCEPT TRANSITIONS



TYPICAL SECTION - ACCESS ROAD
 STA. 40+35.00 TO 42+33.00
 EXCEPT TRANSITIONS

*TRANSITION CROSS SLOPE
 STA. 40+50 TO 40+75, -0.50% to +0.50%
 STA. 41+00 TO 41+25, +0.50% to -0.50%

TYPICALS SHOWN ARE NOT TO SCALE

FILE NAME = P:\07\1899\Design\Plans\07-1899\04.dgn

| DATE | REVISION |
|------|----------|
| | |
| | |
| | |
| | |
| | |

GREATER BEARDSTOWN MUNICIPAL AIRPORT
 CITY OF BEARDSTOWN, BEARDSTOWN, ILLINOIS

| | | |
|----------------------|-----------------|----------|
| FILENAME | 07e1899004.dgn | |
| PLOT SCALE | 40,0000' / IN. | |
| DATE | JANUARY 9, 2009 | |
| SHEET 4 OF 40 SHEETS | | |
| LAYOUT | MGM | 04/02/08 |
| DRAWN | MGM | 04/02/08 |
| REVIEWED | RHB | 05/06/08 |



BENTON & ASSOCIATES, INC.
 1970 W. LAFAYETTE AVE., JACKSONVILLE IL 62650
 (217) 245-4146 (217) 245-4149 FAX
 KIRKSVILLE MISSOURI
 MACOMB ILLINOIS
 ST. LOUIS MISSOURI

TYPICAL SECTIONS AND DETAILS

ILL. PROJ. NO. K06-3749

A.I.P. PROJ. NO. 3-17-0004-B12