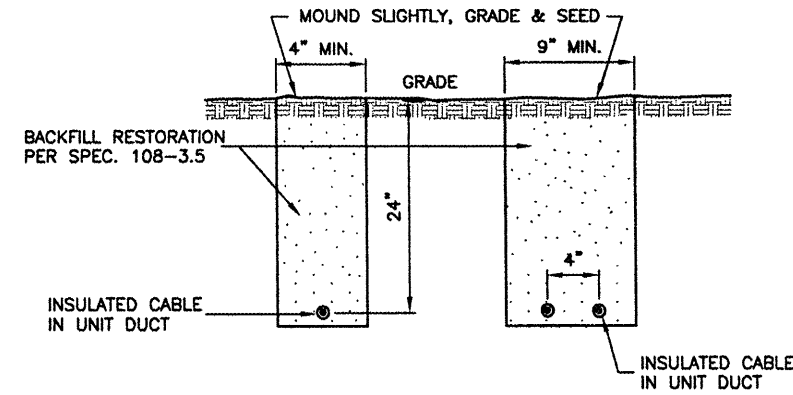


1. INSTALL A NONCORROSIVE DISC OF 2" MINIMUM DIAMETER WITH THE NUMBER PERMANENTLY STAMPED, CUT OUT, OR ENGRAVED UNDER THE HEAD OF THE BASE PLATE BOLT OR ATTACHED TO LIGHT FLANGE WITH SET SCREW.
2. LEGENDS SHOWN ARE FOR ILLUSTRATIVE PURPOSES ONLY. CONTRACTOR TO COORDINATE LEGEND WITH AIRPORT.
3. THE CONTRACTOR SHALL NUMBER THE EXISTING/PROPOSED LIGHTS AND SIGNS IN EACH CIRCUIT STARTING AT THE HOMERUN CONTINUING AROUND THE ENTIRE CIRCUIT BACK TO THE HOMERUN.
4. AIRFIELD SIGNS SHALL BE TAGGED & NUMBERED.

LIGHT IDENTIFICATION DETAIL
 N.T.S.

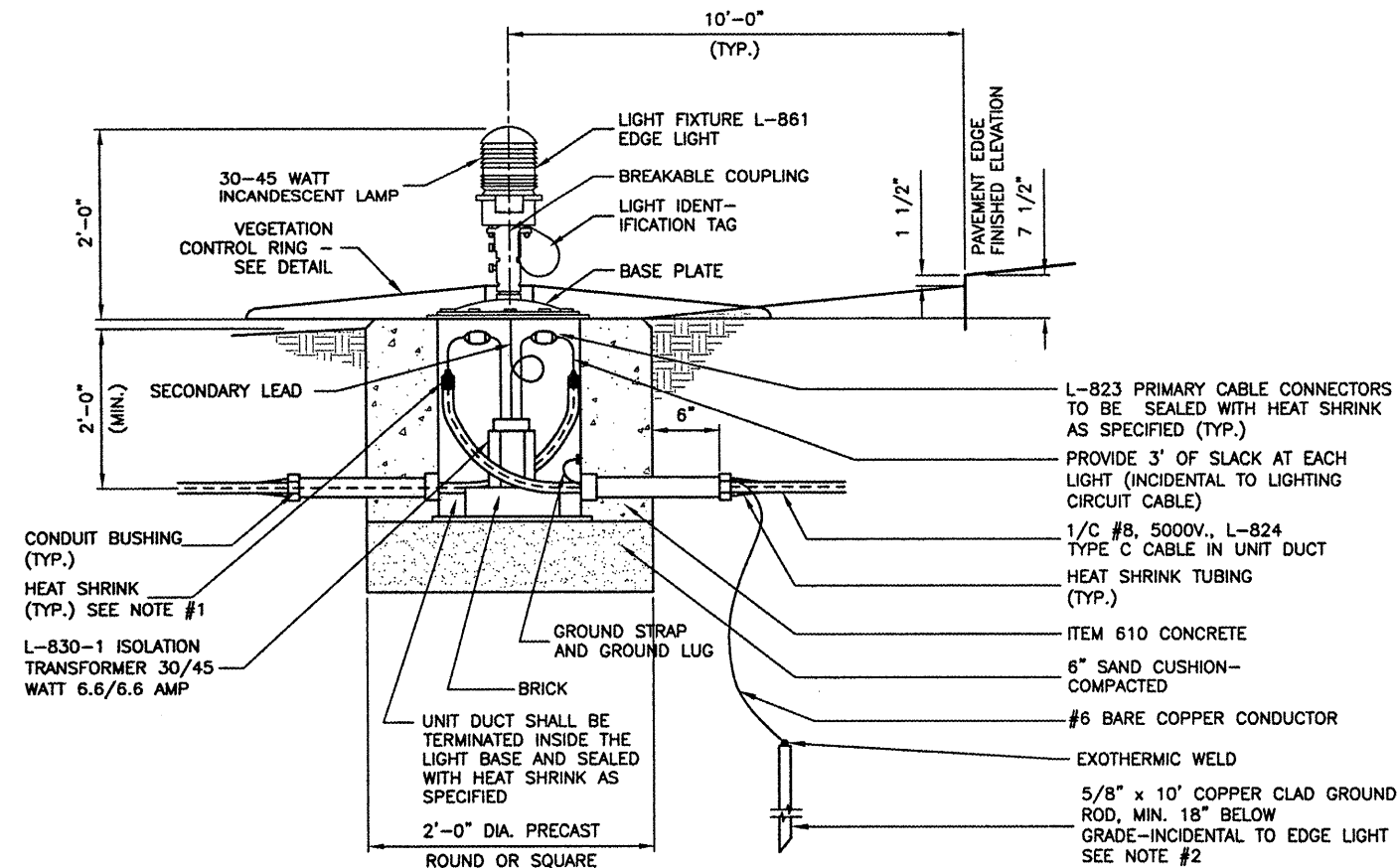


1. TRENCHES WITH MORE THAN 2 CABLES SHALL BE INCREASED 3" IN WIDTH FOR EACH ADDITIONAL CABLE. IF SPECIFIED ON PLANS, TWO PARALLEL TRENCHES MAY BE CONSTRUCTED.
2. DEPTH OF TRENCHES SHALL BE AS SHOWN ABOVE UNLESS OTHERWISE SPECIFIED ON THE PLANS.
3. SAND BACKFILL SHALL BE USED IF THE EXISTING SOIL DOES NOT MEET THE BACKFILL REQUIREMENTS.
4. ALL DISTURBED SURFACES SHALL BE RESTORED TO THEIR ORIGINAL CONDITION. COST IS INCIDENTAL TO ITEM 108.

TRENCH DETAIL
 N.T.S.

NOTES:

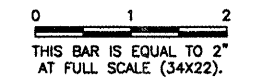
- 1.) SEE SPECIFICATIONS, ITEM 125 - INSTALLATION OF AIRPORT LIGHTING SYSTEMS, FOR ALTERNATE METHOD OF SEALING ENDS OF UNIT DUCTS INSIDE LIGHT BASES.
- 2.) GROUND ROD/EXOTHERMIC WELD/#6 BARE COPPER CONDUCTOR ASSEMBLY SHALL BE DELIVERED TO THE JOBSITE PRE-ASSEMBLED. SEE SPECIFICATIONS, ITEM 125 - INSTALLATION OF AIRPORT LIGHTING SYSTEMS, FOR ADDITIONAL INFORMATION ON ASSEMBLY AND INSTALLATION IN THE FIELD.



BASE MOUNTED EDGE LIGHTS
 N.T.S.


CA008

REVISIONS		
NUMBER	BY	DATE



SPRINGFIELD AIRPORT AUTHORITY
 ABRAHAM LINCOLN CAPITAL AIRPORT
 SPRINGFIELD, ILLINOIS

RECONSTRUCT AND EXPAND THE SOUTHEAST RAMP
 ELECTRICAL DETAILS 1



DESIGN BY:	RLV/KLB
DRAWN BY:	CMT
CHECKED BY:	RW
APPROVED BY:	RW
DATE:	JANUARY 27, 2009
JOB No:	08035-08
IL PROJ. NO.	SPI-3885
AIP PROJ. NO.	3-17-0096-XX
SHEET 30 OF 40 SHEETS	