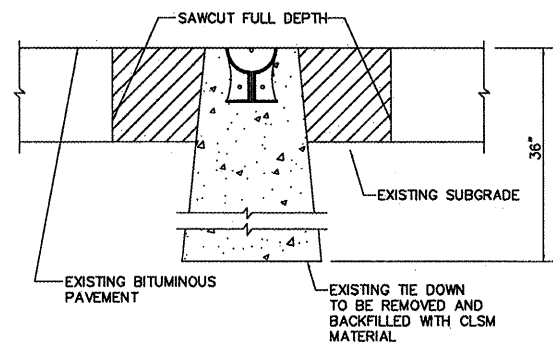
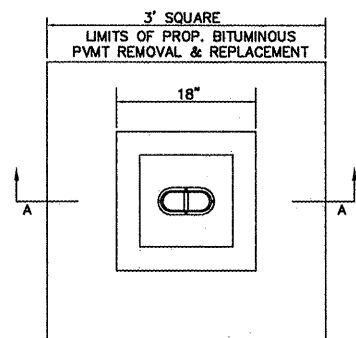


**MOORING EYE DETAIL**  
N.T.S.

**NOTES**

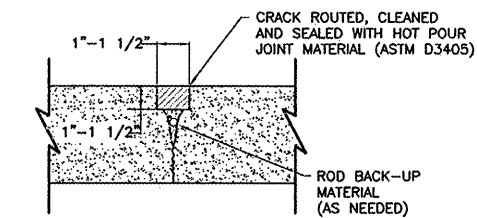
- 1.) MOORING CASTINGS SHALL BE NEENAH SEMI-STEEL AIRPORT MOORING EYE CATALOG NO. R3490 OR APPROVED EQUIVALENT.
- 2.) ANCHOR RODS TO BE NO. 3 DEFORMED REINFORCING STEEL 15" LONG AND SHALL BE BENT DOWNWARD AT 45°.



**TIE DOWN REMOVAL DETAIL**  
N.T.S.

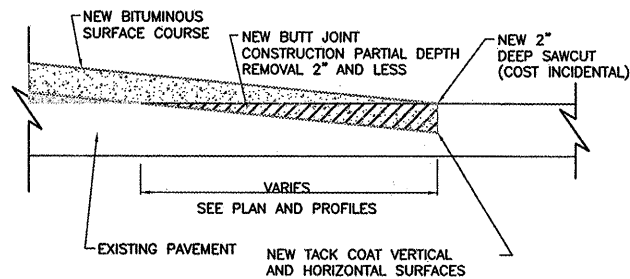
**NOTES**

- 1.) PROPOSED SAWCUT AND BITUMINOUS PAVEMENT REMOVAL AND REPLACEMENT SHALL BE CONSIDERED INCIDENTAL TO THE PROPOSED MOORING EYE REMOVAL.
- 2.) THE VOID LEFT BY THE REMOVAL SHALL BE BACKFILLED TO 9" BELOW EXISTING PAVEMENT SURFACE WITH CLSM MATERIAL. THE FINAL 9" SHALL BE FILLED WITH BITUMINOUS SURFACE COURSE TO MATCH THE MILLED SURFACE.



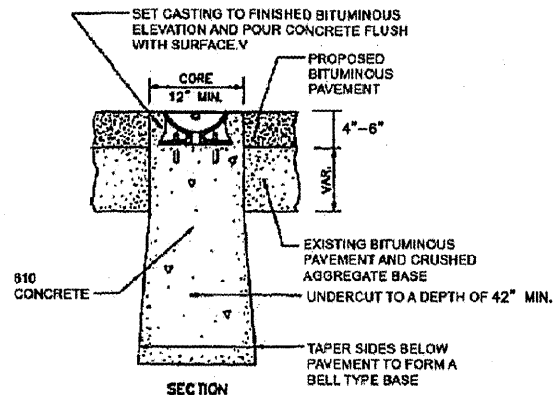
**PROPOSED REPAIR METHOD**  
**CRACK ROUTING AND SEALING**

NO SCALE

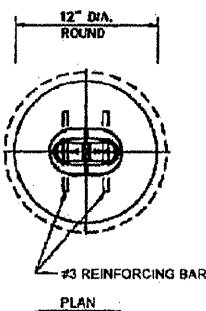


**BUTT JOINT DETAIL**

NO SCALE

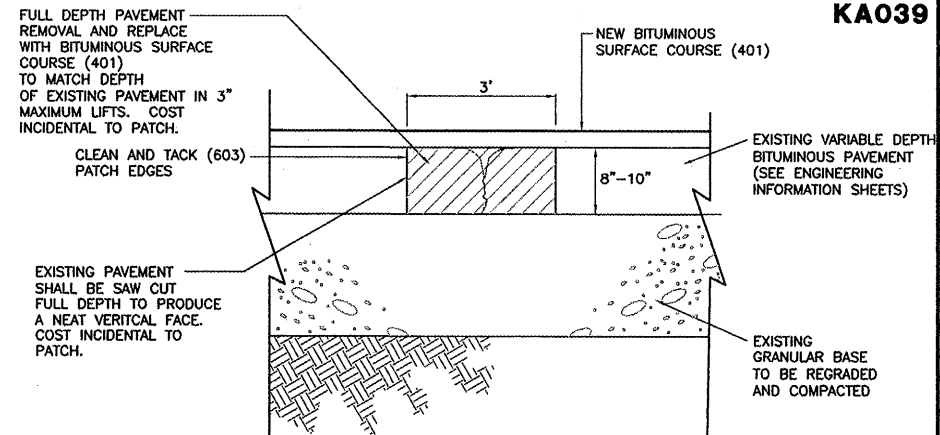


NOTE:  
 1. CONTRACTOR CORE OR SAW THRU BITUMINOUS OVERLAY AND EXISTING BITUMINOUS PAVEMENT AND ENLARGE HOLE TO DIMENSIONS SHOWN.



**MOORING EYE INSTALLATION DETAIL**

N.T.S.

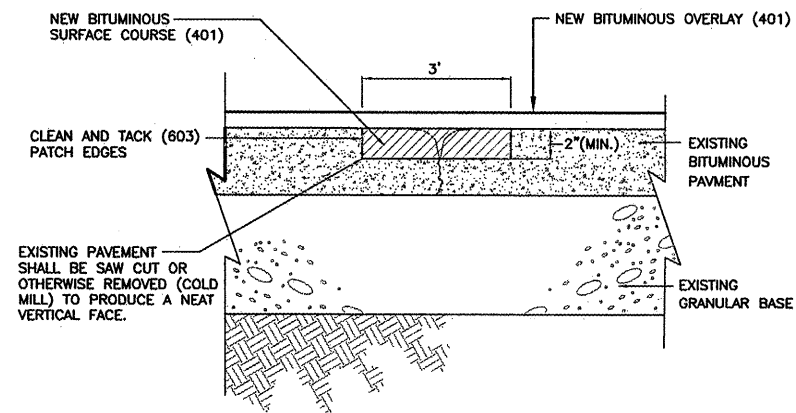


**PROPOSED REMOVE AND REPLACE**  
**BITUMINOUS PAVEMENT - TYPE B**

NOT TO SCALE

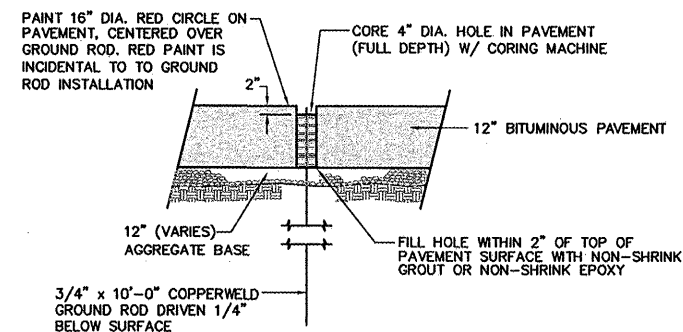
**PAVEMENT REMOVAL AND REPLACEMENT NOTES:**

- 1) DEPTHS OF EXISTING PAVEMENTS SECTIONS ARE APPROXIMATE BASED ON DATA SUPPLIED BY RECORDS, AIRPORT PERSONNEL, AND PAVEMENT CORES. THE CONTRACTOR SHALL VERIFY THE TYPE AND THICKNESS OF MATERIAL TO REMOVE. NO EXTRA COMPENSATION WILL BE ALLOWED FOR ANY VARIATION IN THE PAVEMENT SECTIONS ACTUALLY ENCOUNTERED.
- 2) PAVEMENT REMOVAL AND REPLACEMENT QUANTITIES ARE ESTIMATED. EXISTING MEDIUM TO HIGH SEVERITY TRANSVERSE CRACKS ARE SPACED AT APPROXIMATELY 150' INTERVALS. THE RESIDENT ENGINEER SHALL LAY OUT PAVEMENT REMOVAL AND REPLACEMENT AREAS IN THE FIELD DURING CONSTRUCTION.



**PROPOSED REMOVE AND REPLACE**  
**BITUMINOUS PAVEMENT TYPE A**

NO SCALE



**GROUND ROD DETAIL**

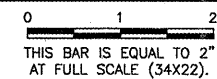
N.T.S.

KA039

C:\Kankakee\0807505 Term Apron Ph 1\Draw\Sheet  
 FILE: Misc--details1.dwg  
 LAYOUT: Layout1  
 UPDATE BY: Jim Ohse  
 SURVEY BOOK #  
 DATE: Thursday, January 15, 2009 11:36:30 AM  
 XREF DWG: tbcint.dwg  
 tb.dwg

**REVISIONS**

| NUMBER | BY | DATE |
|--------|----|------|
|        |    |      |
|        |    |      |
|        |    |      |



**GREATER KANKAKEE AIRPORT**  
**KANKAKEE, ILLINOIS**  
**REHABILITATE TERMINAL APRON AND TAXIWAY H - PHASE 1**

**MISCELLANEOUS DETAILS-SHEET 1**

© Copyright CRT, Inc.



|                        |               |
|------------------------|---------------|
| DESIGN BY:             | MND           |
| DRAWN BY:              | JRO           |
| CHECKED BY:            | MND           |
| APPROVED BY:           |               |
| DATE:                  | 01/16/09      |
| JOB No:                | 08075-05      |
| IL PROJECT:            | IKK-3864      |
| A.I.P. PROJECT:        | 3-17-0057-B16 |
| <b>FINAL SUBMITTAL</b> |               |
| SHEET 14 OF 17 SHEETS  |               |