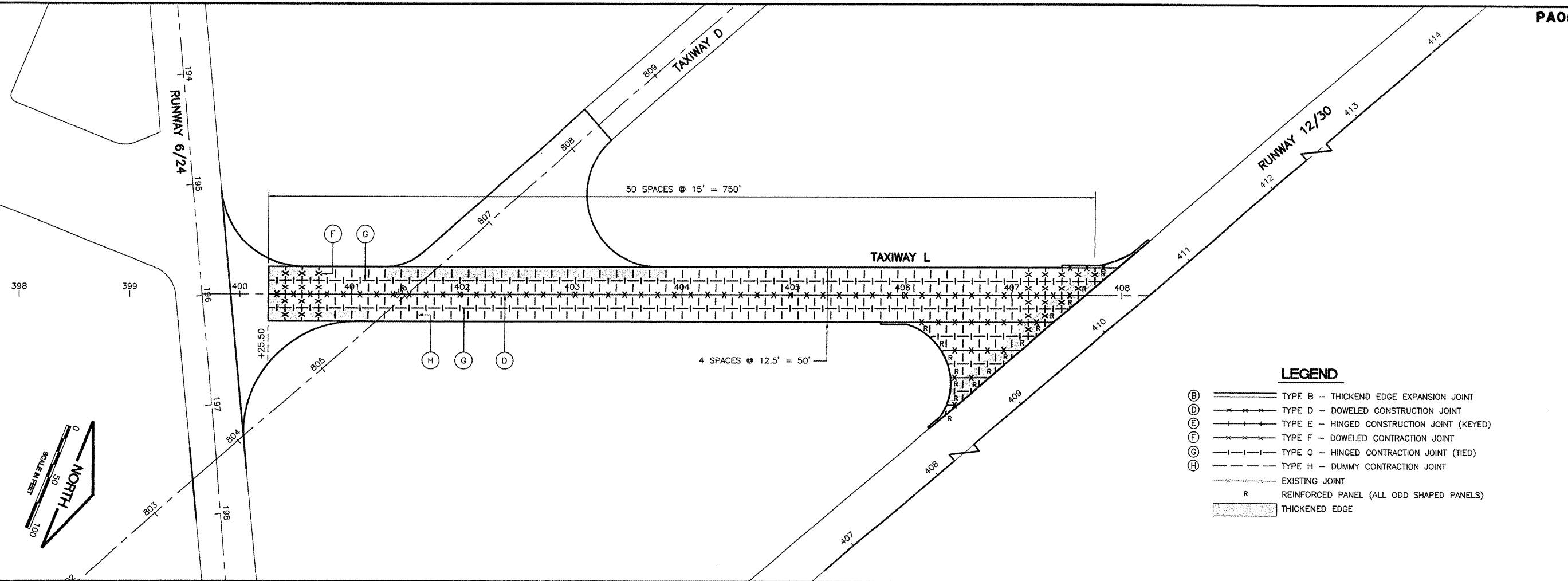
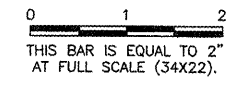


K:\Pawoukeep\062907 Extend by L\Draw\Sheets\FILE: bxy--jointing-2.dwg  
 LAYOUT: Layout1  
 UPDATE BY: mkatz  
 SURVEY BOOK #  
 DATE: Mon 11/17/08 1:02pm  
 XREF DWG: tbcint.dwg  
 tb.dwg  
 taxiway-base.dwg

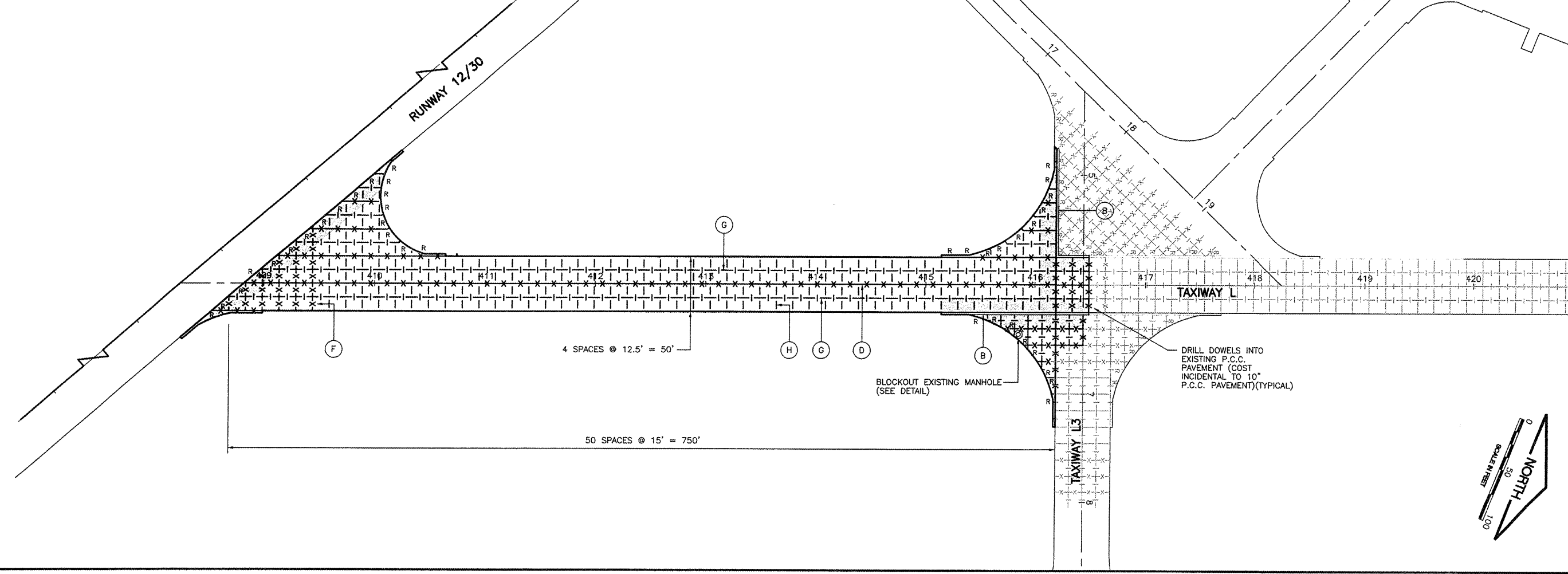
REVISIONS

NUMBER	BY	DATE



LEGEND

- (B) TYPE B - THICKEND EDGE EXPANSION JOINT
- (D) TYPE D - DOWELED CONSTRUCTION JOINT
- (E) TYPE E - HINGED CONSTRUCTION JOINT (KEYED)
- (F) TYPE F - DOWELED CONTRACTION JOINT
- (G) TYPE G - HINGED CONTRACTION JOINT (TIED)
- (H) TYPE H - DUMMY CONTRACTION JOINT
- EXISTING JOINT
- R REINFORCED PANEL (ALL ODD SHAPED PANELS)
- THICKENED EDGE



CHICAGO EXECUTIVE AIRPORT  
 WHEELING/PROSPECT HEIGHTS, ILLINOIS  
 PAVEMENT JOINTING PLAN - TAXIWAY L

© Copyright CMT, Inc.  
**CMT**  
 CRAWFORD, MURPHY & TILLY, INC.  
 CONSULTING ENGINEERS  
 License No. 784-000613



DESIGN BY:	MJS
DRAWN BY:	JRO
CHECKED BY:	
APPROVED BY:	
DATE:	11/21/08
JOB No:	06290-07
ILLINOIS PROJECT:	PWK-3613
A.I.P. PROJECT:	3-17-0018-B39
SHEET	17 OF 40 SHEETS