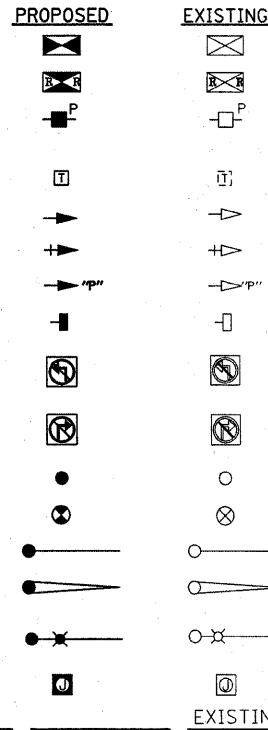
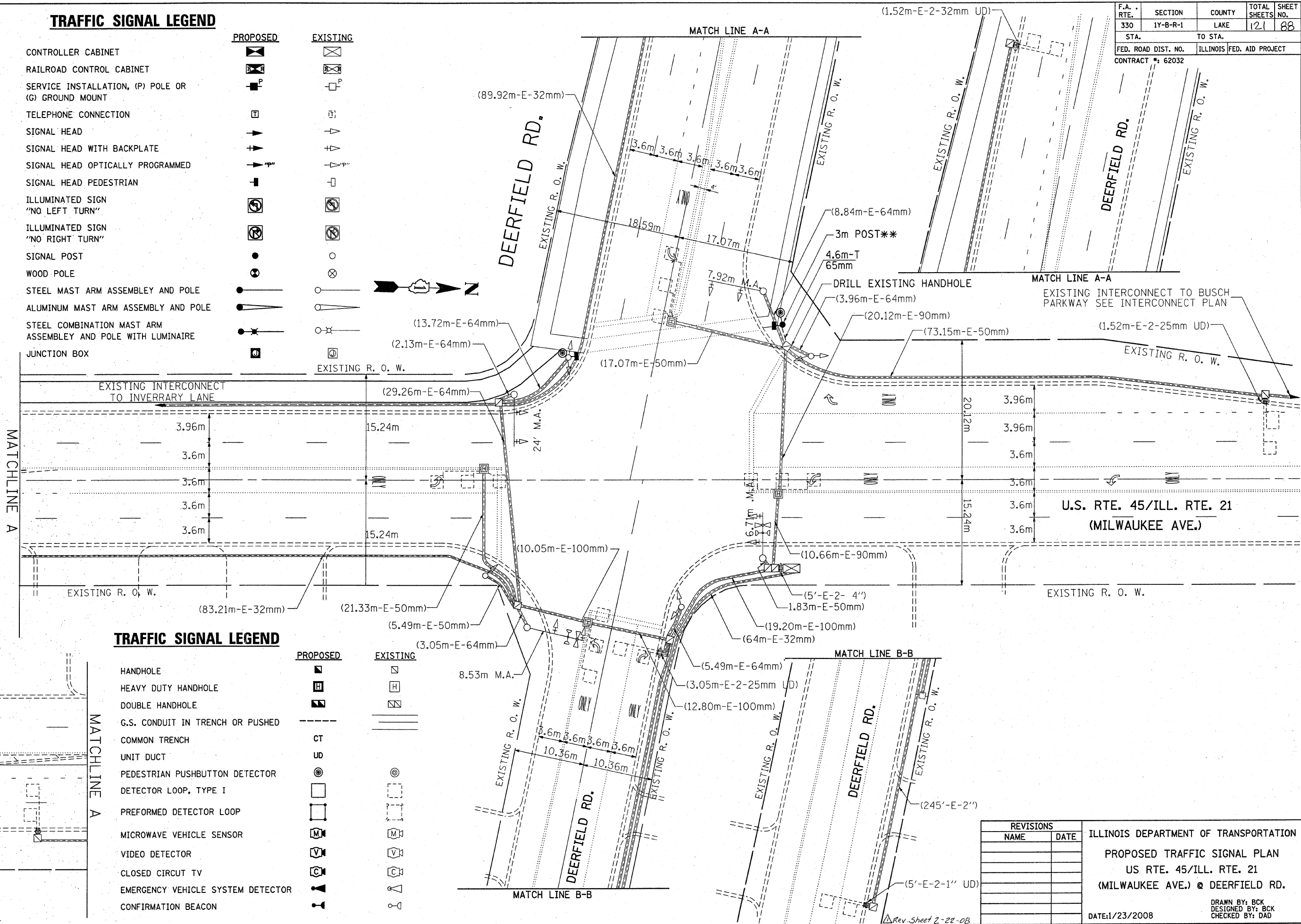


**TRAFFIC SIGNAL LEGEND**

- CONTROLLER CABINET
- RAILROAD CONTROL CABINET
- SERVICE INSTALLATION, (P) POLE OR (G) GROUND MOUNT
- TELEPHONE CONNECTION
- SIGNAL HEAD
- SIGNAL HEAD WITH BACKPLATE
- SIGNAL HEAD OPTICALLY PROGRAMMED
- SIGNAL HEAD PEDESTRIAN
- ILLUMINATED SIGN "NO LEFT TURN"
- ILLUMINATED SIGN "NO RIGHT TURN"
- SIGNAL POST
- WOOD POLE
- STEEL MAST ARM ASSEMBLY AND POLE
- ALUMINUM MAST ARM ASSEMBLY AND POLE
- STEEL COMBINATION MAST ARM ASSEMBLY AND POLE WITH LUMINAIRE
- JUNCTION BOX

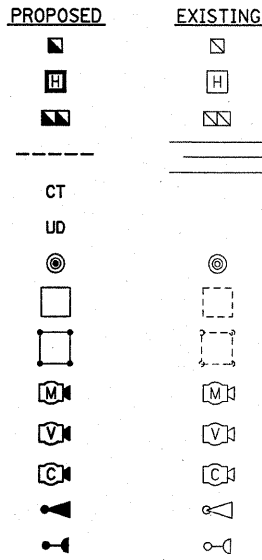


F.A. RTE.	SECTION	COUNTY	TOTAL SHEETS	SHEET NO.
330	1Y-B-R-1	LAKE	121	88
STA.		TO STA.		
FED. ROAD DIST. NO.		ILLINOIS FED. AID PROJECT		
CONTRACT #: 62032				



**TRAFFIC SIGNAL LEGEND**

- HANDHOLE
- HEAVY DUTY HANDHOLE
- DOUBLE HANDHOLE
- G.S. CONDUIT IN TRENCH OR PUSHED
- COMMON TRENCH
- UNIT DUCT
- PEDESTRIAN PUSHBUTTON DETECTOR
- DETECTOR LOOP, TYPE I
- PERFORMED DETECTOR LOOP
- MICROWAVE VEHICLE SENSOR
- VIDEO DETECTOR
- CLOSED CIRCUIT TV
- EMERGENCY VEHICLE SYSTEM DETECTOR
- CONFIRMATION BEACON



REVISIONS	
NAME	DATE

ILLINOIS DEPARTMENT OF TRANSPORTATION  
 PROPOSED TRAFFIC SIGNAL PLAN  
 US RTE. 45/ILL. RTE. 21  
 (MILWAUKEE AVE.) @ DEERFIELD RD.  
 DATE: 1/23/2008  
 DRAWN BY: BCK  
 DESIGNED BY: BCK  
 CHECKED BY: DAD

Rev. Sheet 2-22-08