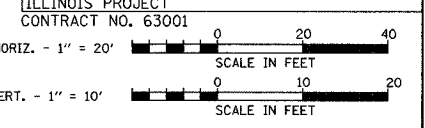


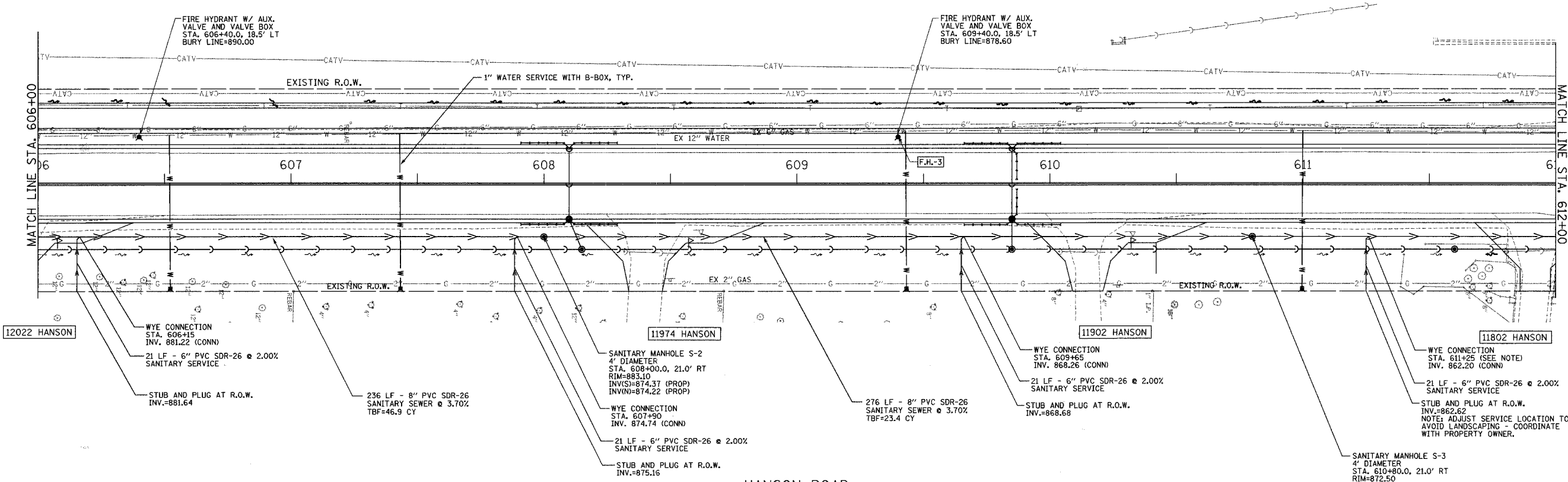
WATER SERVICE SCHEDULE

ADDRESS	STATION	SIZE & TYPE	LENGTH	NOTES
12022 HANSON	606+52	1" COPPER	61 FT	INSTALL NEW CORP STOP, CURB STOP AND B-BOX
11974 HANSON	607+43	1" COPPER	61 FT	INSTALL NEW CORP STOP, CURB STOP AND B-BOX
11902 HANSON	609+43	1" COPPER	62 FT	INSTALL NEW CORP STOP, CURB STOP AND B-BOX
11802 HANSON	611+00	1" COPPER	62 FT	INSTALL NEW CORP STOP, CURB STOP AND B-BOX

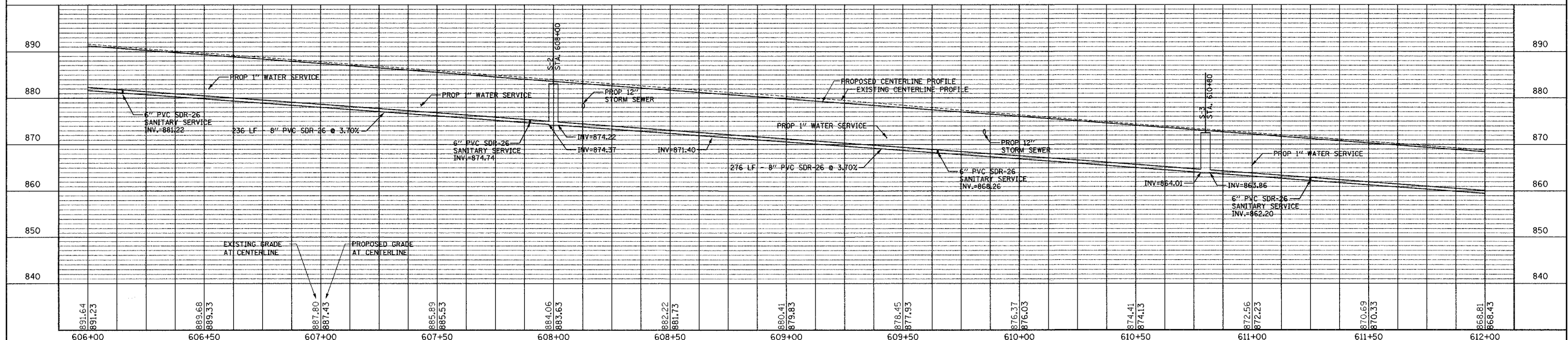
F.A.U. ROUTE NO.	SECTION	COUNTY	TOTAL SHEETS	SHEET NO.
4011	06-00071-00-PV	McHENRY	31	15



- NOTES:
- SANITARY AND WATER STRUCTURE LOCATIONS ARE INDICATED AT THEIR CENTER.
  - ALL PIPE LENGTHS ARE INDICATED TO INSIDE WALL OF STRUCTURE.
  - LOCATIONS OF EXISTING UTILITIES ARE APPROXIMATE, VERIFY IN FIELD.
  - TRENCH BACKFILL FOR WATER SERVICES IS TO BE INCLUDED IN THE PRICE OF THE WATER SERVICE LINE. THE CONTRACTOR SHALL HAVE THE OPTION TO INSTALL WATER SERVICES VIA DIRECTIONAL BORING.



HANSON ROAD  
SANITARY SEWER AND WATER MAIN PLANS  
(NON-PARTICIPATING ITEM)



PLAN AND PROFILE

HANSON ROAD STA. 606+00 TO STA. 612+00