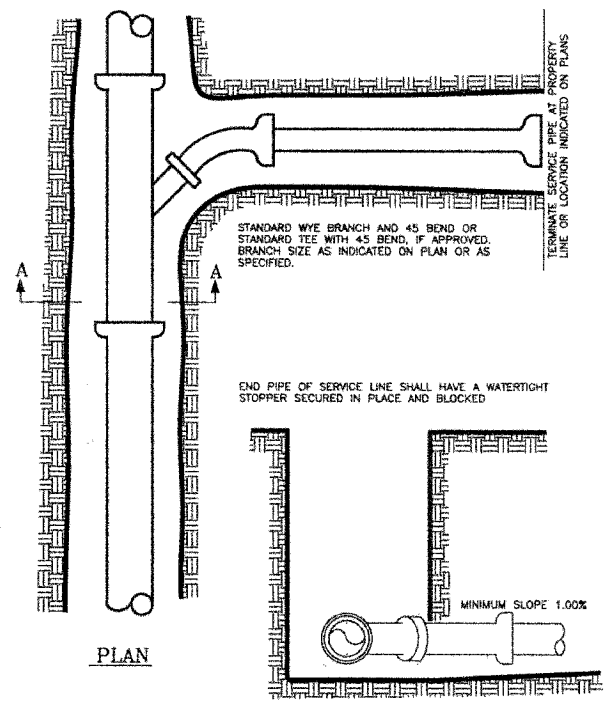


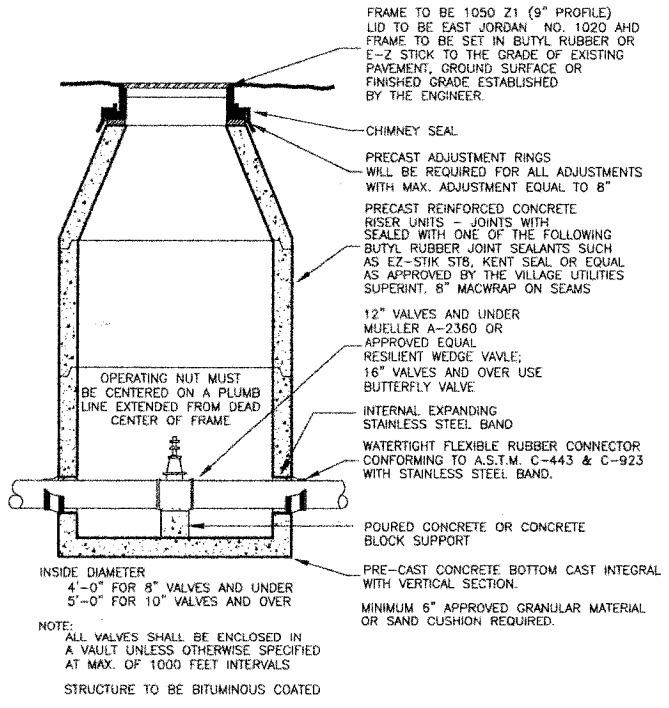
F.A.U. ROUTE NO.	SECTION	COUNTY	TOTAL SHEETS	SHEET NO.
4011	00-00071-00-PV	McHENRY	31	28

ILLINOIS PROJECT  
CONTRACT NO. 63001

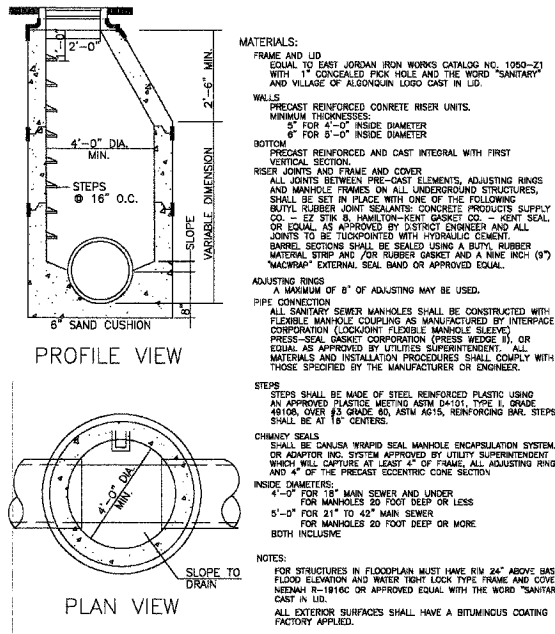
NOTE:  
SERVICE PIPE SHALL BE OF THE TYPE SPECIFIED AND/OR ALLOWED BY THE MUNICIPALITY. IF DISSIMILAR FROM MAIN LINE SEWER, A NON-SHEAR COUPLING ADAPTER FITTING BY FERROVAC INC. SHALL BE USED. IF MANUFACTURED ADAPTER IS NOT AVAILABLE, METHOD AND MANNER OF CONNECTION OR JOINTING SHALL BE APPROVED BY THE ENGINEER IN WRITING PRIOR TO CONSTRUCTION.



**SANITARY SERVICE**



**VALVE VAULT**



**SANITARY MANHOLE - TYPE A**

**MATERIALS:**  
FRAME AND LID EQUAL TO EAST JORDAN IRON WORKS CATALOG NO. 1020-21 WITH 1\"/>

**WALLS:**  
PRECAST REINFORCED CONCRETE RISER UNITS, MINIMUM THICKNESSES: 5\"/>

**BOTTOM:**  
PRECAST REINFORCED AND CAST INTEGRAL WITH FIRST VERTICAL SECTION.  
RISER JOINTS AND FRAME AND COVER SHALL BE SET IN PLACE WITH ONE OF THE FOLLOWING BUTYL RUBBER JOINT SEALANTS: CONCRETE PRODUCERS SUPPLY CO. - EZ-STIK S18, HAMILTON-KENT GASKET CO. - KENT SEAL, OR EQUAL AS APPROVED BY DISTRICT ENGINEER AND ALL JOINTS TO BE TOUCHUPPED WITH HYDRA-LIC CEMENT.  
BARREL SECTIONS SHALL BE SEALED USING A BUTYL RUBBER MATERIAL STRIP AND/OR RUBBER GASKET AND A NINE INCH (9\") \"MACWRAP\" EXTERNAL SEAL BAND OR APPROVED EQUAL.

**ADJUSTING RINGS:**  
A MAXIMUM OF 8\"/>

**PIPE CONNECTION:**  
ALL SANITARY SEWER MANHOLES SHALL BE CONSTRUCTED WITH FLEXIBLE MANHOLE COUPLING AS MANUFACTURED BY INTERPACE CORPORATION (LOGGONIT FLEXIBLE MANHOLE SLEEVE) PRESS-SEAL GASKET CORPORATION (PRESS WEDGE 1), OR EQUAL AS APPROVED BY UTILITIES SUPERINTENDENT. ALL MATERIALS AND INSTALLATION PROCEDURES SHALL COMPLY WITH THOSE SPECIFIED BY THE MANUFACTURER OR ENGINEER.

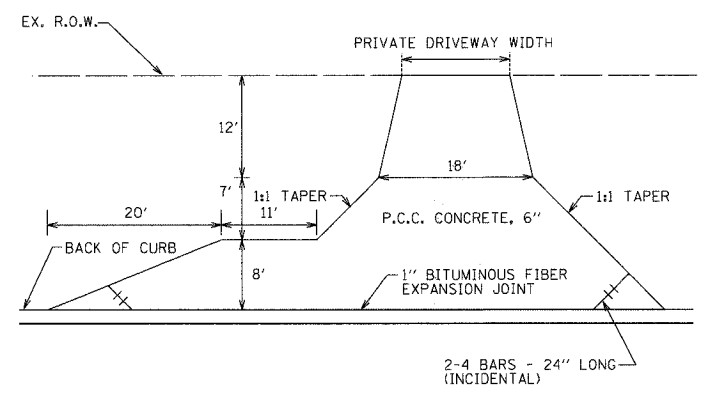
**STEPS:**  
STEPS SHALL BE MADE OF STEEL REINFORCED PLASTIC USING AN APPROVED PLASTIC MEETING ASTM D4101, TYPE I GRADE 4810A, OVER #3 GRADE 60 ASTM A615, REINFORCING BARS. STEPS SHALL BE AT 18\"/>

**CHIMNEY SEALS:**  
SHALL BE CANUSA WINDUP SEAL MANHOLE ENCAPULATION SYSTEM OR ADAPTOR INC. SYSTEM APPROVED BY UTILITIES SUPERINTENDENT WHICH WILL CAPTURE AT LEAST 4\"/>

**INSIDE DIAMETERS:**  
4\"/>

**NOTES:**  
FOR STRUCTURES IN FLOODPLAIN MUST HAVE R/W 24\"/>

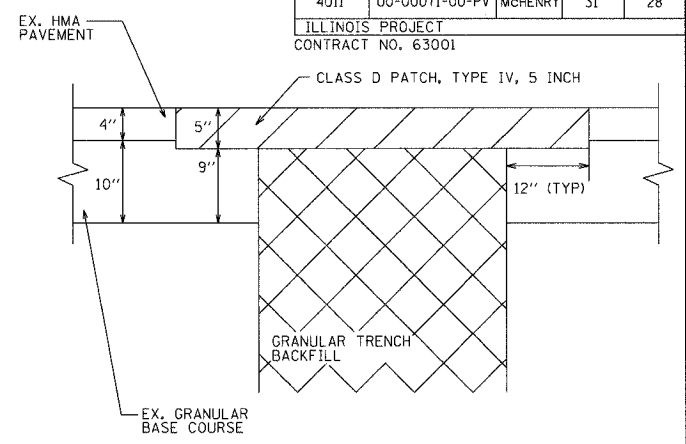
ALL EXTERIOR SURFACES SHALL HAVE A BITUMINOUS COATING FACTORY APPLIED.



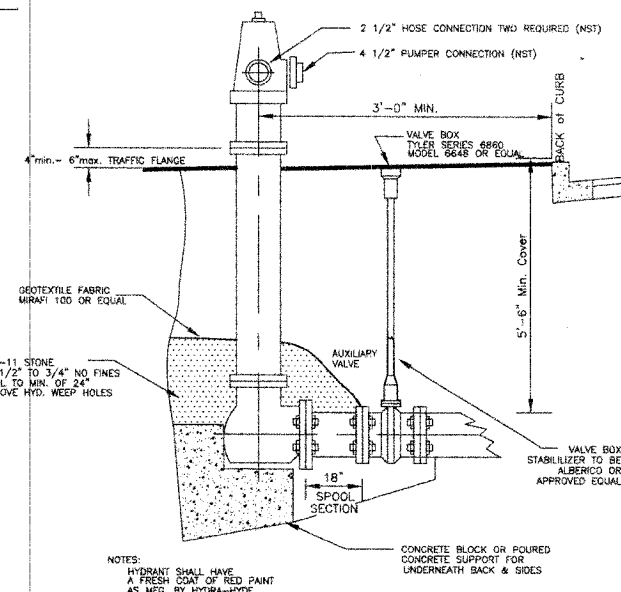
**RESIDENTIAL ENTRANCE**

CONSTRUCTION JOINTS SHALL BE PLACED IN A UNIFORM MANNER THAT ALLOWS NO SINGLE SLAB TO BE MORE THAN 10 FEET BY 10 FOOT DIMENSIONALLY.  
TRANSITION FROM FULL TO DEPRESSED CURB SHALL BE ACCOMPLISHED IN A MINIMUM OF 1 LINEAL FOOT.  
A MINIMUM OF 4\"/>

APRON IS TO BE POURED SEPARATELY FROM SIDEWALK & CURB.

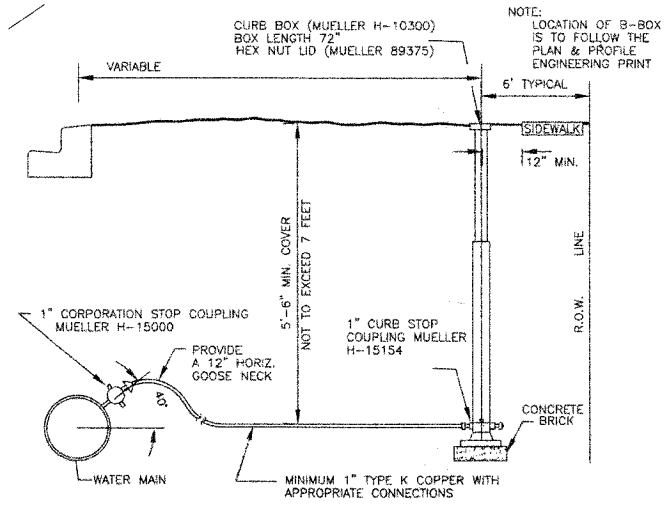


**CLASS D PATCH DETAIL**



**HYDRANT WITH AUXILIARY VALVE AND VALVE BOX**

**NOTES:**  
HYDRANT SHALL HAVE A FRESH COAT OF RED PAINT AS MFG. BY HYDRA-HYDE.  
CONCRETE SUPPORT AND/OR THRUST BLOCKING SHALL NOT BLOCK OR OBSTRUCT HYDRANT WEEP HOLES.  
HYDRANT SHALL BE WATERLOUS P/CKER W607-230 WITH TRAFFIC FLANGE.  
ALL JOINTS SHALL BE RESTRAINED JOINTS MEG-A-LUG TYPE.



**DOMESTIC WATER SERVICE**

**NOTES:**  
ALL TAPS (2\"/>

TAPPING SADDLE (BY APPROVAL ONLY):  
317 ROCKWELL NYLON COATED SERVICE SADDLE DOUBLE STRAP, STAINLESS STEEL (ONLY TO BE USED WHEN APPROVED BY THE UTILITIES SUPERINTENDENT OR DIRECTOR OF PUBLIC WORKS).  
WHERE STORM LINES ARE BETWEEN B-BOX AND HOUSE AND SHALLOWER THAN WATER SERVICE A SCHEDULE 40 PVC PIPE SHALL BE INSTALLED UNDER STORM LINE.  
IF CURB BOX IS INSTALLED IN PAVEMENT AREAS EAST JORDAN V-8453

REVISIONS		NAME	DATE
NO.	DESCRIPTION		

**HANSON ROAD IMPROVEMENTS COUNTY LINE TO EDGEWOOD CONSTRUCTION DETAILS**

DATE: 12-18-07      DRAWN BY: AJR  
CHECKED BY: MAY

GRAEF, ANHALT, SCHLOEMER & ASSOCIATES, INC.  
CHICAGO, ILLINOIS