

F.A.S. RTE.	SECTION	COUNTY	TOTAL SHEETS	SHEET NO.
203	11BR-1	*	43	1
* WHITESIDE & ROCK ISLAND			+1	
			44	

PROJECT ENGINEER
BECKY MARRUFFO

SQUAD LEADER
THOMAS HALLA 815-284-5993

JAMES K. CLINARD
CHAMLIN & ASSOCIATES
815.223.3344

STATE OF ILLINOIS
DEPARTMENT OF TRANSPORTATION
DIVISION OF HIGHWAYS
PLANS FOR PROPOSED
FEDERAL AID HIGHWAY
FAS ROUTE 203 (MOLINE ROAD)
SECTION 11BR-1
OVER MEREDOSIA DITCH
WHITESIDE AND ROCK ISLAND COUNTIES
PROJECT NO. ACBRS-0203(106)

INDEX OF SHEETS

- 1. COVER SHEET
- 2. GENERAL NOTES
- 3.-4. SUMMARY OF QUANTITIES
- 5. TYPICAL SECTIONS
- 6. VERTICAL AND HORIZONTAL CONTROL
- 7.-8. SCHEDULE OF QUANTITIES
- 9.-10. PLAN AND PROFILE MOLINE ROAD
- 11. TRAFFIC CONTROL PLAN
- 12.-20. STRUCTURE PLANS
- 21.-22. SOIL BORINGS
- 23.-31. EXISTING BRIDGE PLANS (FOR INFORMATION ONLY)
- 32. CONCRETE HEADWALLS FOR PIPE DRAINS (27.4)
- DELINEATOR AND POST ORIENTATION (37.4)
- TYPICAL BENCHING ON EXISTING EMBANKMENT (50.4)
- 33. DRAIN FOR AGGREGATE BASE COURSE (96.4)
- 34. EROSION CONTROL DETAILS FOR SILT FENCE (29.2)
- WITNESS MARKER & PERMANENT SURVEY MARKERS, TYPE II (66.2)
- 34A. STEEL PLATE BEAM GUARD RAIL, TYPE A (SPECIAL) (52.1)
- 35. TRAFFIC CONTROL FOR ROAD CLOSURE (40.1)
- 36. DETAILS OF PLANTING AND BRACING TREES (92.1)
- 37.-43. CROSS SECTIONS

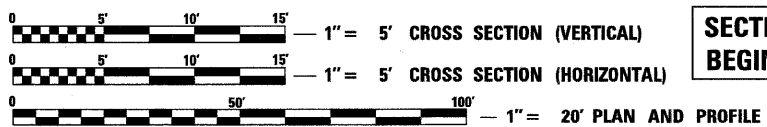
HIGHWAY STANDARDS

- 000001-05 STANDARD SYMBOLS, ABBREVIATIONS AND PATTERNS
- 001001-01 AREA OF REINFORCEMENT BARS
- 280001-04 TEMPORARY EROSION CONTROL SYSTEMS
- 420001-07 PAVEMENT JOINTS
- 420401-06 BRIDGE APPROACH PAVEMENT
- 421001-02 BAR REINFORCEMENT FOR CRC PAVEMENT
- 515001-02 NAME PLATE FOR BRIDGES
- 542401 METAL END SECTION FOR PIPE CULVERTS
- 601101 CONCRETE HEADWALL FOR PIPE DRAINS
- 630001-07 STEEL PLATE BEAM GUARDRAIL
- 630301-04 SHOULDER WIDENING FOR TYPE 1 (SPECIAL) GUARDRAIL TERMINALS
- 631031-06 TRAFFIC BARRIER TERMINAL, TYPE 6
- 635001 DELINEATORS
- 635006-02 REFLECTOR AND TERMINAL MARKER PLACEMENT
- 635011-01 REFLECTOR MARKER AND MOUNTING DETAILS
- 667101 PERMANENT SURVEY MARKERS
- 701311-02 LANE CLOSURE, 2L, 2W, MOVING OPERATIONS-DAY ONLY
- 701901 TRAFFIC CONTROL DEVICES
- 720011 METAL POSTS FOR SIGNS, MARKERS AND DELINEATORS
- 728001 TELESCOPING STEEL SIGN SUPPORT
- 729001 APPLICATIONS OF TYPES A & B METAL POSTS (FOR SIGNS & MARKERS)
- 780001-01 TYPICAL PAVEMENT MARKINGS

TRAFFIC DATA
 HIGHWAY CLASSIFICATION: MAJOR COLLECTOR
 2008 ADT = 3100
 DESIGN SPEED 55 MPH
 POSTED SPEED 55 MPH

SECTION 115BR-1
INCLUDES THE REMOVAL OF EXISTING
STRUCTURE NO. 098-0003 AND
CONSTRUCTION OF THE NEW
STRUCTURE 098-0111, A THREE SPAN
STRUCTURE OVER MEREDOSIA DITCH
AT STA 428+20.80
101'-10 3/4" BACK TO
BACK OF ABUTMENT

SECTION & IMPROVEMENT
BEGINS STA. 423+75

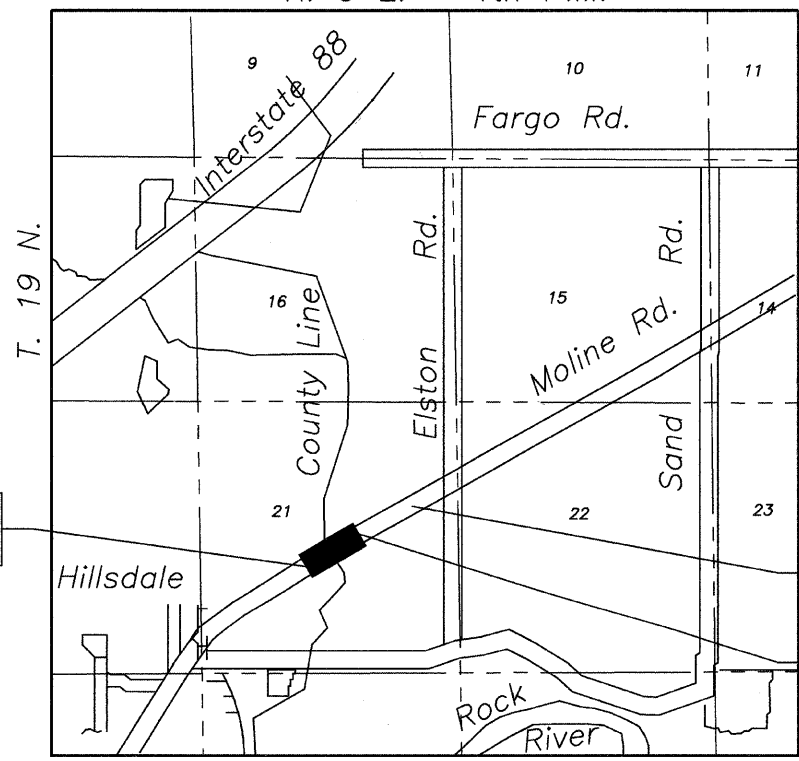


FULL SIZE PLANS HAVE BEEN PREPARED USING STANDARD ENGINEERING SCALES. REDUCED SIZED PLANS WILL NOT CONFORM TO STANDARD SCALES. IN MAKING MEASUREMENTS ON REDUCED PLANS, THE ABOVE SCALES MAY BE USED.

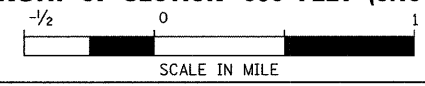
J.U.L.I.E.
 JOINT UTILITY LOCATION INFORMATION FOR EXCAVATION
 1-800-892-0123

CONTRACT NO. 64939

C-92-088-06
 R. 3 E. 4th P.M.



NET LENGTH OF SECTION 850 FEET (0.16 MILES)
 GROSS LENGTH OF SECTION 850 FEET (0.16 MILES)



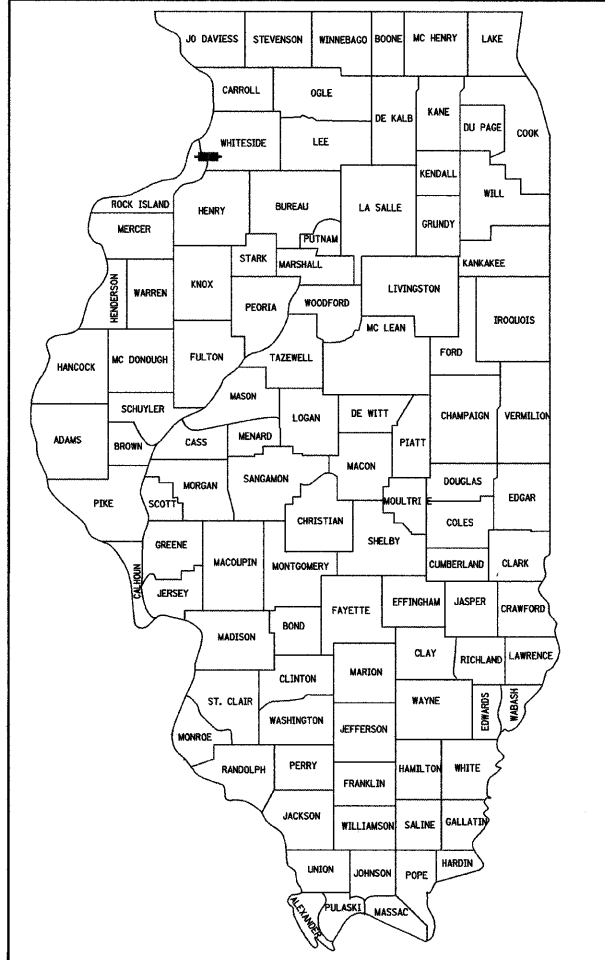
IMPROVEMENT ENDS
STA. 435 + 35

SECTION ENDS
STA. 432 + 25



CHAMLIN & ASSOCIATES
 PERU ILLINOIS MORRIS

D-92-090-03



LOCATION OF SECTION INDICATED THUS: [black rectangle]

STATE OF ILLINOIS
 DEPARTMENT OF TRANSPORTATION
 DIVISION OF HIGHWAYS

SUBMITTED Oct 10 20 07
George F. Ryan
 DEPUTY DIRECTOR OF HIGHWAYS, REGION ENGINEER

February 1, 20 08
Eric E. Harman
 INTERIM ENGINEER OF DESIGN AND ENVIRONMENT

February 1, 20 08
Christine M. Reed
 DIRECTOR OF HIGHWAYS, CHIEF ENGINEER

DISTRICT 2 DIXON IL
PRINTED BY THE AUTHORITY
OF THE STATE OF ILLINOIS