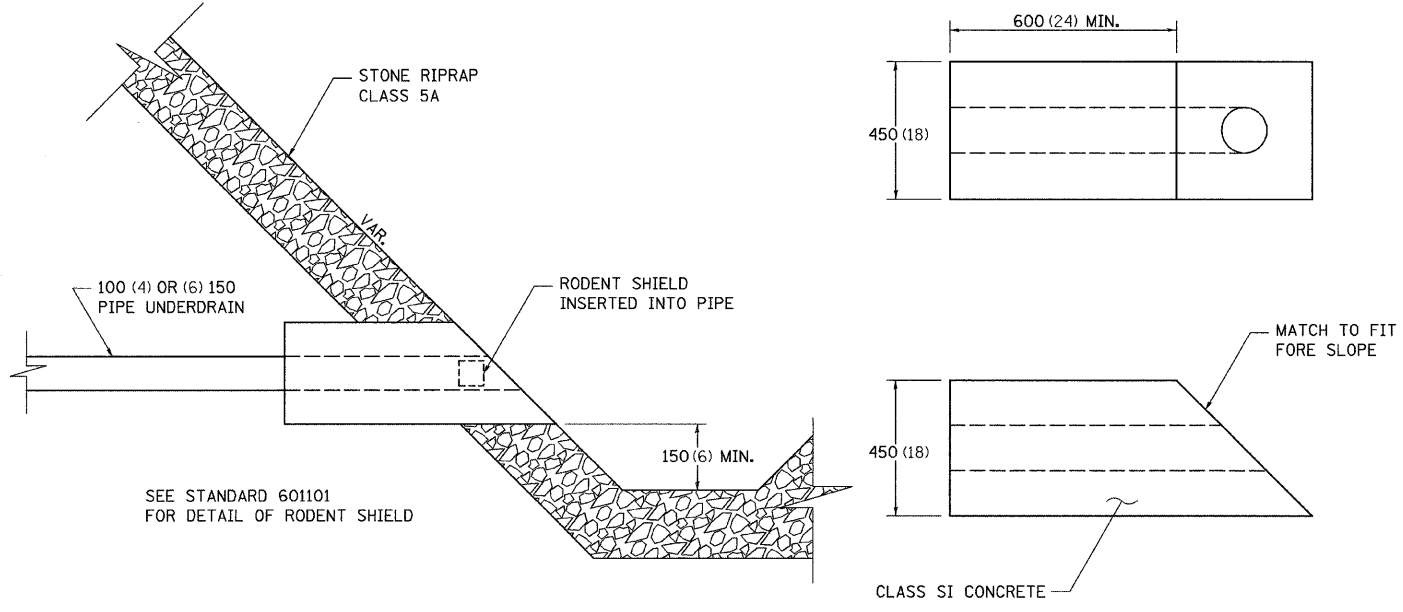


F.A.S. RTE.	SECTION	COUNTY	TOTAL SHEETS	SHEET NO.
203	11BR-1	*	43	32
STA. _____		TO STA. _____		
FED. ROAD DIST. NO. _____ ILLINOIS FED. AID PROJECT				
*WHITESIDE & ROCK ISLAND				

CONCRETE HEADWALLS FOR PIPE DRAINS



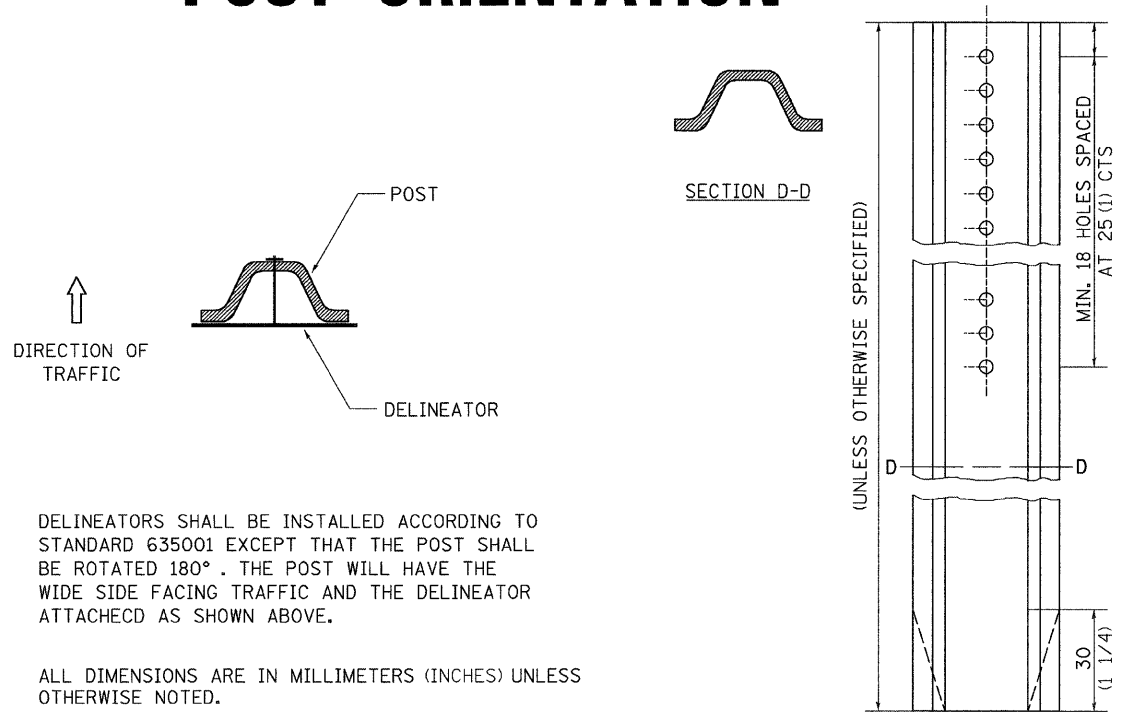
SEE STANDARD 601101 FOR DETAIL OF RODENT SHIELD

ALL DIMENSIONS ARE IN MILLIMETERS (INCHES) UNLESS OTHERWISE NOTED.

CONCRETE HEADWALLS FOR PIPE DRAINS 27.4

REVISED 10-15-04

DELINEATOR AND POST ORIENTATION



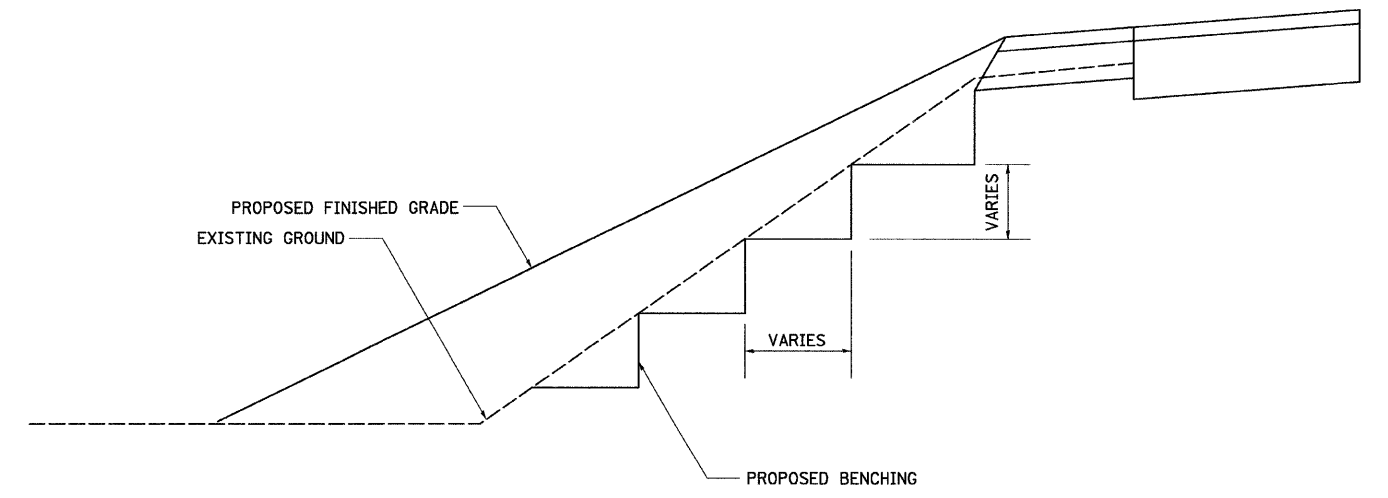
DELINEATORS SHALL BE INSTALLED ACCORDING TO STANDARD 635001 EXCEPT THAT THE POST SHALL BE ROTATED 180°. THE POST WILL HAVE THE WIDE SIDE FACING TRAFFIC AND THE DELINEATOR ATTACHED AS SHOWN ABOVE.

ALL DIMENSIONS ARE IN MILLIMETERS (INCHES) UNLESS OTHERWISE NOTED.

DELINEATOR AND POST ORIENTATION 37.4

REVISED 1-31-00

TYPICAL BENCHING ON EXISTING EMBANKMENT



TYPICAL BENCHING ON EXISTING EMBANKMENT 50.4

REVISED 2-22-06

PLOT DATE = 10/07
FILE NAME = 20090235PL
PLOT SCALE = NONE
REFERENCE = NONE