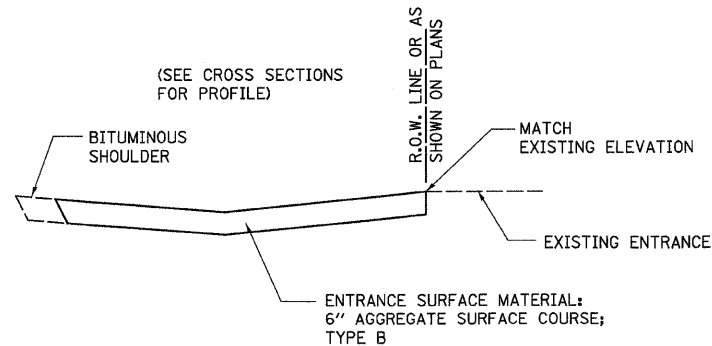
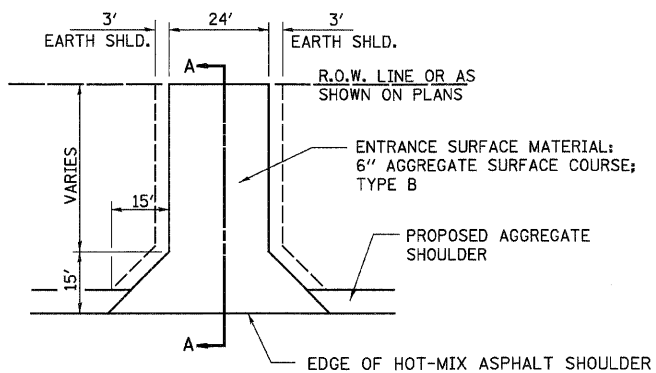
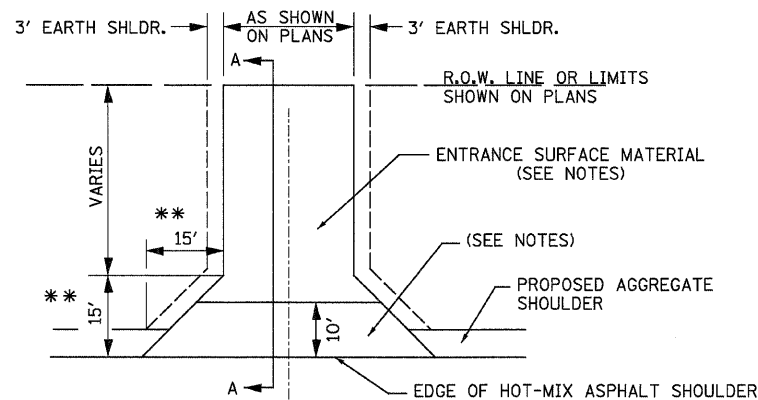


F.A.P. RTE.	SECTION	COUNTY	TOTAL SHEETS	SHEET NO.
326	*	LIVINGSTON	354	154
STA.		TO STA.		
FED. ROAD DIST. NO.		ILLINOIS FED. AID PROJECT		
*(123,123)RS-3,		(124)RS-5, (123)BR-3		



**FIELD ENTRANCE DETAIL**

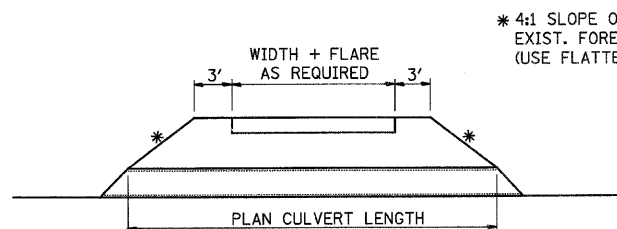


\*\* 15' (MIN.) OR AS NEEDED TO MATCH EXISTING CONDITIONS.

HOT-MIX ASPHALT SHOULDER, 5 3/4" PLUS 2 1/4" HOT-MIX ASPHALT BINDER AND SURFACE CSE.

HOT-MIX ASPHALT BASE COURSE, 6" PLUS INCIDENTAL HOT-MIX ASPHALT SURFACING, 2"

SECTION A-A (SEE CROSS SECTIONS FOR PROFILE)



\* 4:1 SLOPE OR MATCH EXIST. FORESLOPE (USE FLATTER OF TWO.)

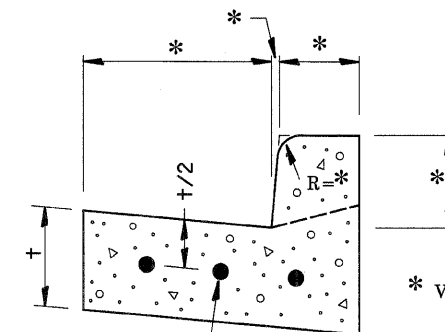
**NOTES:**

1. EXISTING AGGREGATE ENTRANCES SHALL BE REPLACED WITH A HOT-MIX ASPHALT BASE COURSE, 6" AND INCIDENTAL HOT-MIX ASPHALT SURFACING, 2" FOR 10 FEET BEYOND THE EDGE OF THE HOT-MIX ASPHALT SHOULDER AND THEN AGGREGATE SURFACE COURSE, TYPE B (6" FOR P.E. OR 8" FOR C.E.) TO LIMITS SHOWN.

2. EXISTING BITUMINOUS ENTRANCES SHALL BE REPLACED, BEYOND THE EDGE OF THE HOT-MIX ASPHALT SHOULDER, WITH HOT-MIX ASPHALT BASE COURSE, 6" AND INCIDENTAL HOT-MIX ASPHALT SURFACING, 2" FOR THE ENTIRE ENTRANCE AS SHOWN.

3. EXISTING PCC ENTRANCES SHALL BE REPLACED, BEYOND THE EDGE OF THE HOT-MIX ASPHALT SHOULDER, WITH PCC DRIVEWAY PAVEMENT 8" TO THE LIMITS SHOWN.

**PRIVATE AND COMMERCIAL ENTRANCE DETAIL**

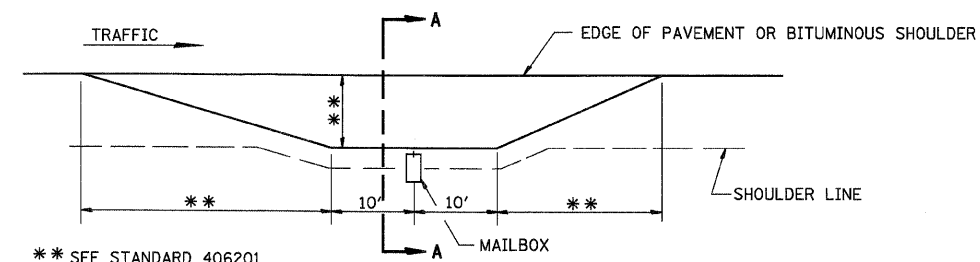


\* VARIES - SEE STANDARD 606001

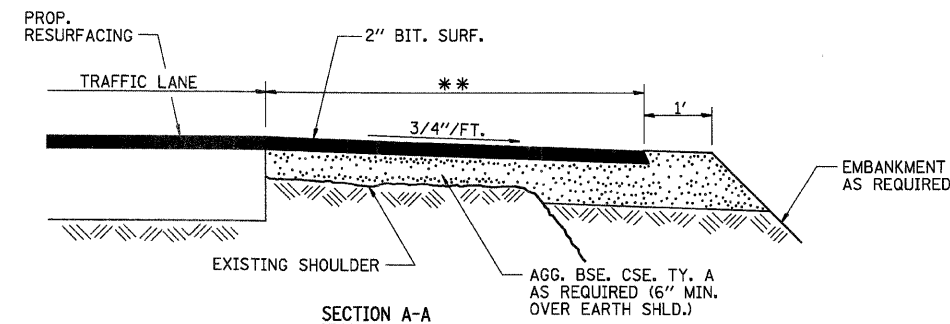
CONTINUOUSLY REINFORCED WITH 3 - #4 BARS EVENLY SPACED

REINFORCEMENT SHALL NOT BE PAID FOR SEPARATELY BUT WILL BE INCLUDED IN THE CONTRACT UNIT PRICE FOR CC&G.

**REINFORCEMENT DETAIL FOR COMBINATION CONCRETE CURB AND GUTTER**



\*\* SEE STANDARD 406201



SECTION A-A

**MAILBOX TURNOUT DETAILS**

REVISIONS	
NAME	DATE

ILLINOIS DEPARTMENT OF TRANSPORTATION

ENTRANCE DETAILS, MAILBOX TURNOUT DETAIL & REINFORCEMENT DETAIL FOR COMB. CONCRETE CURB AND GUTTER

SCALE: VERT. HORIZ. DATE

DRAWN BY CHECKED BY