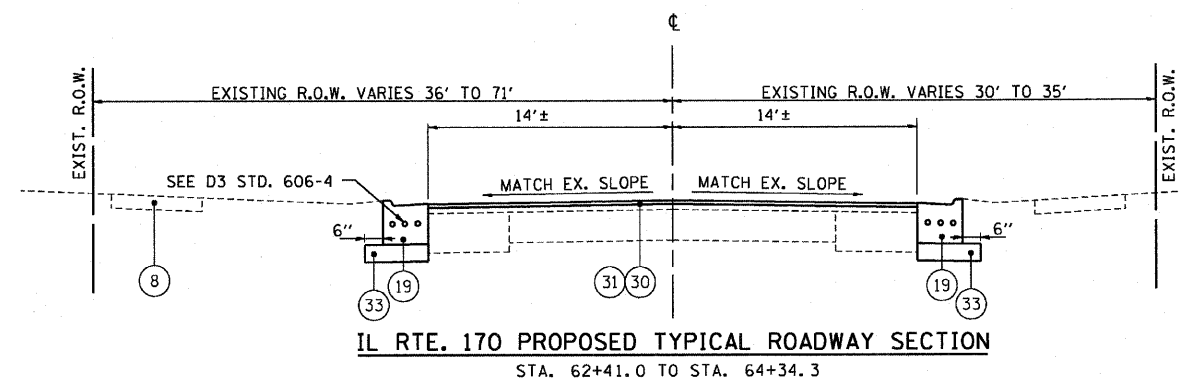
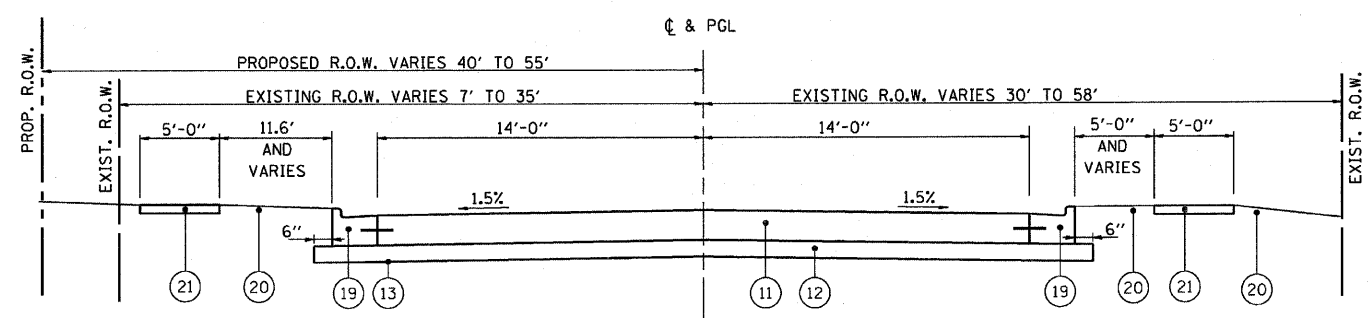


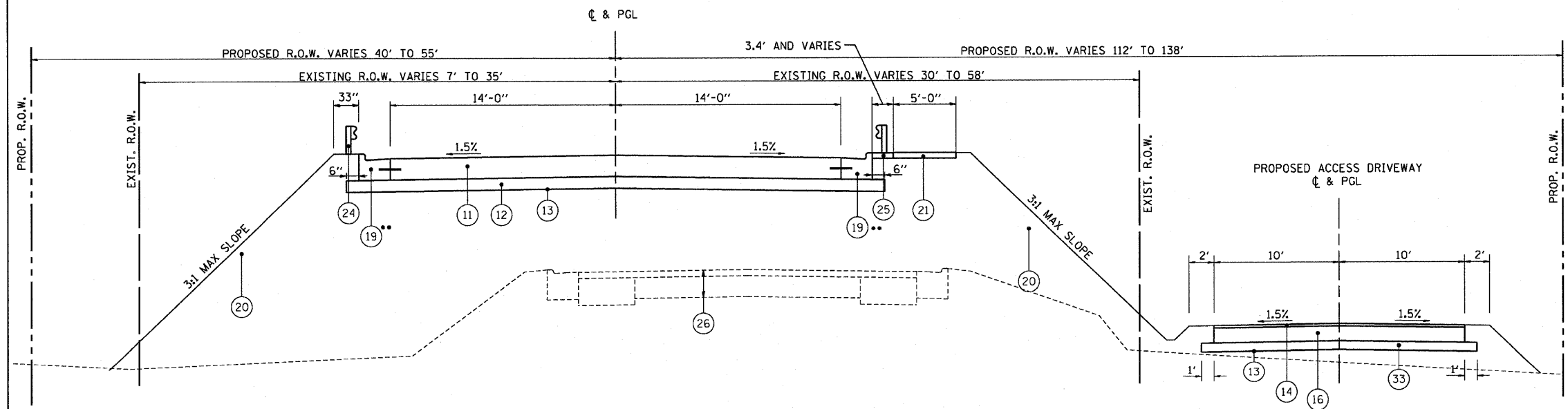
F.A.P. RTE.	SECTION	COUNTY	TOTAL SHEETS	SHEET NO.
786	(109) BR	LASALLE	351	9
STA. 61+50		TO STA. 100+00		
FED. ROAD DIST. NO.		ILLINOIS FED. AID PROJECT		



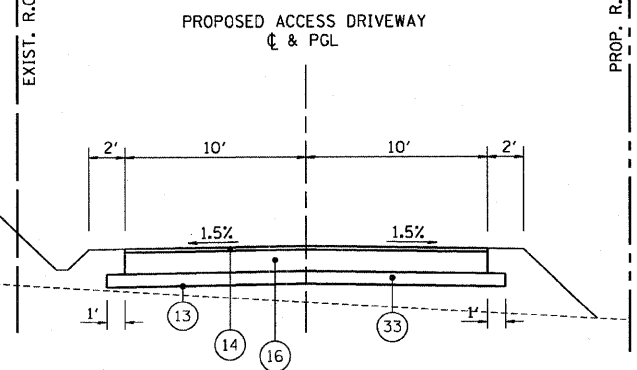
IL RTE. 170 PROPOSED TYPICAL ROADWAY SECTION
STA. 62+41.0 TO STA. 64+34.3



IL RTE. 170 PROPOSED TYPICAL ROADWAY SECTION
STA. 64+34.3 TO STA. 69+00.0



IL RTE. 170 PROPOSED TYPICAL ROADWAY SECTION
STA. 69+00.0 TO STA. 71+64.4



ACCESS DRIVEWAY PROPOSED TYPICAL SECTION
STA. 1+00.00 TO 8+15.87
STA. 68+91.3± - 75+67.3± (IL. RTE. 170)

LEGEND

- ① EXISTING BITUMINOUS CONCRETE OVERLAY, 3"
- ② EXISTING P.C.C. PAVEMENT, 7"
- ③ EXISTING BITUMINOUS PAVEMENT, 9" W. OF IL RTE 170)
- ④ EXISTING BITUMINOUS PAVEMENT, 6/75" (E. OF IL RTE 170)
- ⑤ EXISTING AGGREGATE SHOULDER
- ⑥ EXISTING P.C.C. BASE COURSE WIDENING, 9"
- ⑦ EXISTING COMB. CONC. CURB & GUTTER TY B. 6-24
- ⑧ EXISTING P.C.C. SIDEWALK
- ⑨ EXISTING STEEL PLATE BEAM GUARDRAIL
- ⑩ EXISTING AGGREGATE SHOULDER
- ⑪ PROPOSED PORTLAND CEMENT CONCRETE PAVEMENT, 9.5"
- ⑫ PROPOSED SUB-BASE GRANULAR MATERIAL, TYPE A 12"
- ⑬ GEOTECHNICAL FABRIC FOR GROUND STABILIZATION
- ⑭ PROPOSED POLYMERIZED HOT-MIX ASPHALT SURFACE COURSE, MIX D, N50, 1 1/2"
- ⑮ PROPOSED POLYMERIZED HOT-MIX ASPHALT BINDER COURSE, 1L-19.0, N50, 5"
- ⑯ PROPOSED POLYMERIZED HOT-MIX ASPHALT BINDER COURSE, 1L-19.0, N50, 6 1/2"
- ⑰ PROPOSED AGGREGATE SUBGRADE, 12"
- ⑱ PROPOSED AGGREGATE SHOULDER, TYPE A, 6"
- ⑲ PROPOSED COMBINATION CONCRETE CURB AND GUTTER, TYPE B-6.24
- ⑳ PROPOSED TOPSOIL PLACEMENT, 4" AND SEEDING OR SODDING (SEE PLANS)
- ㉑ PROPOSED PCC SIDEWALK, 4" (SEE PLANS FOR LOCATIONS)
- ㉒ PROPOSED HOT-MIX ASPHALT SHOULDERS, 6 1/2"
- ㉓ PROPOSED AGGREGATE SHOULDER, TYPE A, 6 1/2"
- ㉔ PROPOSED STEEL PLATE BEAM GUARDRAIL, TYPE A (SEE PLANS FOR LOCATION)
- ㉕ PROPOSED INCIDENTAL HOT-MIX ASPHALT SURFACING, 6"
- ㉖ PAVEMENT REMOVAL
- ㉗ PROPOSED BITUMINOUS MATERIALS (PRIME COAT)
- ㉘ TYPE B GUTTER
- ㉙ PROPOSED EARTH SHOULDER
- ㉚ PROPOSED HOT-MIX ASPHALT SURFACE REMOVAL, 1 1/2"
- ㉛ PROPOSED POLYMERIZED HOT-MIX ASPHALT SURFACE COURSE, MIX D, N50, 1 1/2"
- ㉜ PROPOSED COMBINATION CONC. CURB AND GUTTER, TYPE B-6.12
- ㉝ PROPOSED SUB-BASE GRANULAR MATERIAL, TYPE A 4"
- ㉞ PROPOSED PORTLAND CEMENT CONCRETE DRIVEWAY, 8"
- ㉟ PROPOSED SUB-BASE GRANULAR MATERIAL TYPE A, 8"
- ㊱ PROPOSED PCC SHOULDER, 9.5"
- ㊲ REMOVE AND REERECT STEEL PLATE BEAM GUARDRAIL
- ㊳ PROPOSED SUB-BASE GRANULAR MATERIAL, TYPE C

DATE = 10/1/2007
DRAWN BY = JCL
CHECKED BY = JCL
PLOT SCALE = 1/4" = 1'-0"
USER NAME = Project

REVISIONS	
NAME	DATE

ILLINOIS DEPARTMENT OF TRANSPORTATION

ROADWAY TYPICAL SECTIONS
IL 170 BRIDGE REPLACEMENT AT SENECA

SCALE: 1" = 50'
DATE: OCTOBER, 2007

DRAWN BY: CJO
CHECKED BY: JCL