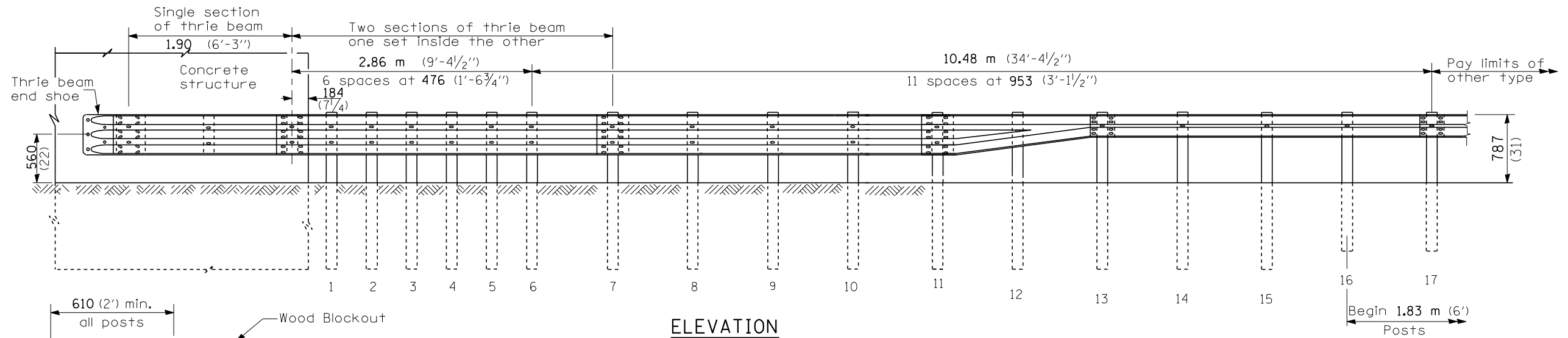


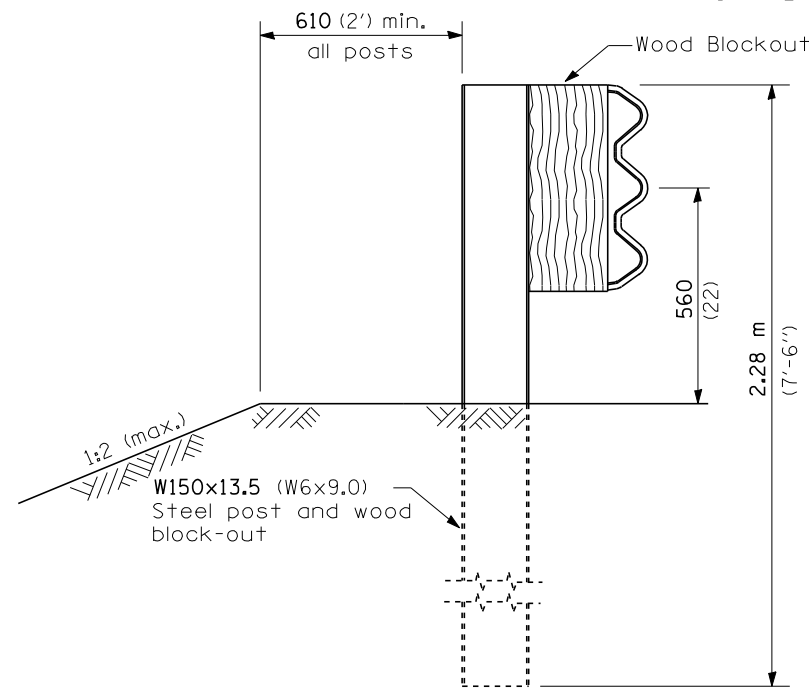
* With standard washers. After tightening, cut the anchor bolts flush with nuts, and damage the nut to prevent it from loosening.

Note: See wood block details A & B

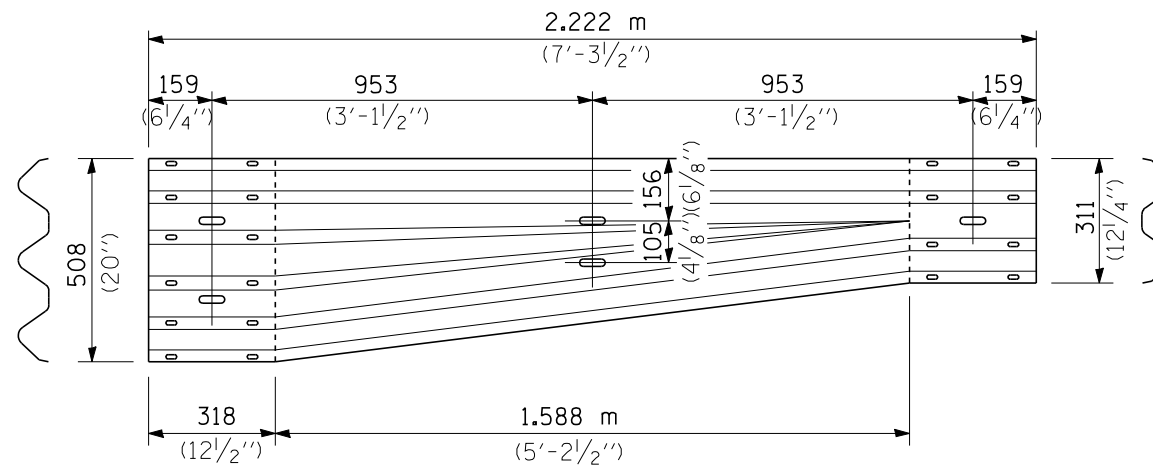
PLAN



ELEVATION



SECTION A-A



TRANSITION SECTION

GENERAL NOTES

See Standard 630001 for details of guardrail not shown.

Thrie beam rail shall be bolted to block-out at all posts.

All slope ratios are expressed as units of vertical displacement to units of horizontal displacement (V:H).

All dimensions are in millimeters (inches) unless otherwise shown.

Refer to Standard 631033 for details and dimensions not shown.

FILE NAME =	USER NAME = collierbw	DESIGNED -	REVISED -	STATE OF ILLINOIS DEPARTMENT OF TRANSPORTATION	TRAFFIC BARRIER TERMINAL SPECIAL			F.A.I. RTE.	SECTION	COUNTY	TOTAL SHEETS	SHEET NO.
cr:\projects\d501407 (v8)\70643.details.dgn		DRAWN -	REVISED -					74	FYOB HSIP	**	172	76
PLOT SCALE = 40.0000 ' / IN.		CHECKED -	REVISED -		SCALE: SHEET NO. OF SHEETS STA. TO STA.			CONTRACT NO. 70643				
PLOT DATE = 12/20/2007		DATE -	REVISED -					FED. ROAD DIST. NO. ILLINOIS FED. AID PROJECT				