CONTRACT NO. 76961

F.A.S. RTE.	SECTION	COUNTY	TOTAL SHEETS	SHEET NO.
1780	27-1BR-1	CLINTON	69	58
STA.	TO STA.			
FED. ROAD DIST. NO.	ILLINOIS	FED. AID PROJECT		

ROUTE NO.	SECTION	COUNTY	TOTAL SHEETS	SHEET NO.
F.A.S. 12 Rte.	27BR	CLINTON	11	9
FED. ROAD DIST. NO. 7	ILLINOIS	FED. AID PROJECT		

SHEET NO. 5 OF 6 SHEETS

STATE OF ILLINOIS
DEPARTMENT OF PUBLIC WORKS & BUILDINGS
DIVISION OF HIGHWAYS

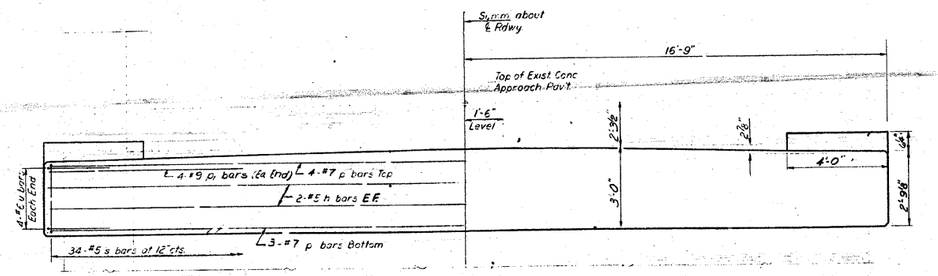

ELEVATION

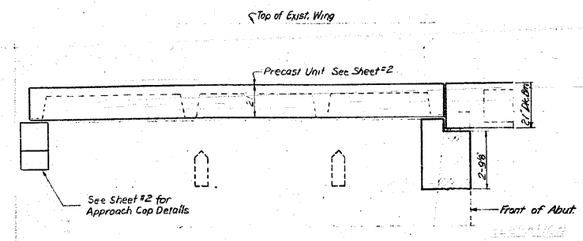

SIDE ELEVATION

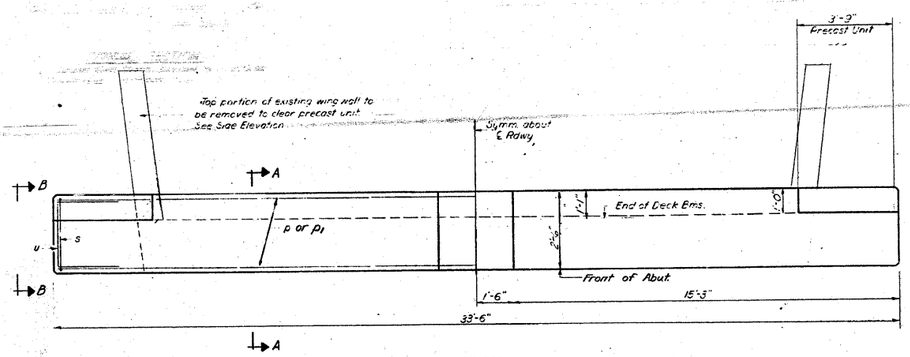

PLAN

NOTES:
Hatched Areas indicate Concrete Removal.
All edges shall have standard ¾" chamfers except as noted

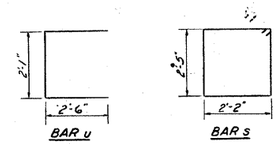

BAR u BAR s

TWO ABUTMENTS
BILL OF MATERIAL

Bar	No.	Size	Length	Shape
h	8	#5	33'-3"	—
p	14	#7	33'-3"	—
p_1	16	#9	8'-0"	—
s	68	#5	9'-11"	⊐
u	16	#6	7'-1"	⊏
Class X Concrete			Cu Yds	8.2
Reinforcement Bars			Lbs	2540
Concrete Removal			Cu Yds.	31

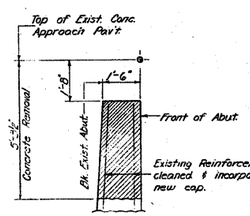

SECTION THRU EXISTING ABUT. AT ℄ RDWY.

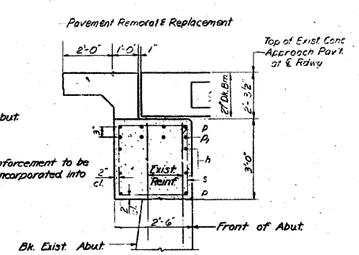

SECTION A-A

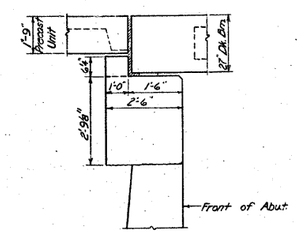

VIEW B-B

ABUTMENTS
S.B.I. RT 12 SEC 27-BR
CLINTON COUNTY
STA. 385+83

DESIGNED	James Hamilton	
CHECKED	James Pence	
DRAWN	J.L. Armstrong	
CHECKED	J.H.	J.P.

EXAMINED — JAN. 27 1970 — BRIDGE AND TRAFFIC ENGINEER
PASSED — ENGINEER OF DESIGN
APPROVED — CHIEF HIGHWAY ENGINEER

A-6 Strutted Abut-Truss Replacement

FOR INFORMATION ONLY

REVISIONS	
NAME	DATE

ILLINOIS DEPARTMENT OF TRANSPORTATION

EXISTING STRUCTURE PLAN

FAS ROUTE 1780
SECTION 27-1BR-1
CLINTON COUNTY
SN 014-0030 (E) 0077 (P)

PLOT DATE = 7/9/2007
FILE NAME = c:\projects\ed10265\plan\ip10265a.dgn
PLOT SCALE = 50.0000 ' / IN.
REFERENCE = REF