

F.A. RTE.	SECTION	COUNTY	TOTAL SHEETS	SHEET NO.
	03-00026-00-PK 06-00026-01-MS	MADISON 97331	51	38

FEDERAL AID PROJECT

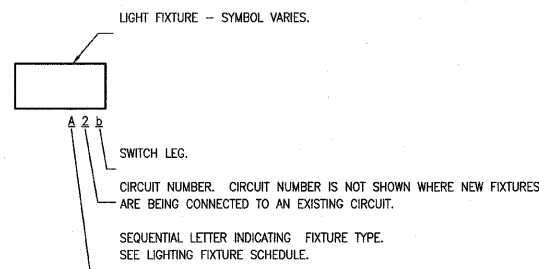
GENERAL NOTES

- REFER TO ARCHITECTURAL REFLECTED CEILING PLANS FOR EXACT LOCATION OF CEILING MOUNTED ELECTRICAL EQUIPMENT (LIGHT FIXTURES, OCCUPANCY SENSORS, ETC.)
- REFER TO ARCHITECTURAL DRAWINGS FOR ELEVATION DRAWINGS INDICATING THE EXACT LOCATION OF WALL MOUNTED INTERIOR AND EXTERIOR LIGHT FIXTURES.
- IN GENERAL, CONDUIT ROUTING SHOWN ON THE DRAWINGS IS DIAGRAMMATIC. ACTUAL CONDUIT ROUTING SHALL BE DETERMINED IN THE FIELD.
- WALL MOUNTED STARTERS, DISCONNECT SWITCHES, COMBINATION STARTERS, ETC. SHALL BE INSTALLED AT 48" TO THE CENTERLINE OF THE DEVICE UNLESS OTHERWISE NOTED ON THE DRAWINGS.
- AT THE ROUGH-IN FOR ALL WALL HEIGHT PHONES, PROVIDE A BLANK COVER PLATE ON THE OUTLET BOX.
- NOT ALL SYMBOLS ARE USED IN EACH PHASE OF THIS PROJECT.

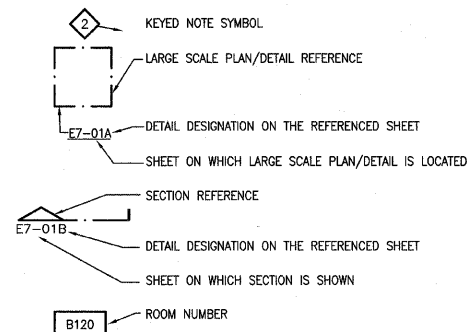
ABBREVIATIONS

A	AMPERE(S)
AIC	AMPERE INTERRUPTING CAPACITY
AC	ALTERNATING CURRENT
AF	AMP FUSE
AWG	AMERICAN WIRE GAUGE
AS	AMP SWITCH
CATV	CABLE TELEVISION
CCTV	CLOSED CIRCUIT TELEVISION
CKT	CIRCUIT
CONTR	CONTRACTOR
C/B	CIRCUIT BREAKER
COND	CONDUCTOR
CONN	CONNECTION
C	CONDUIT
CONT	CONTROL
ELEC	ELECTRICAL
EMER	EMERGENCY
EWC	ELECTRIC WATER COOLER
F	FUSED
FACP	FIRE ALARM CONTROL PANEL
FLA	FULL LOAD AMPS
FURN	FURNISHED
G	GROUND
GFI	GROUND FAULT INTERRUPTING
HD	HEAVY DUTY
HID	HIGH INTENSITY DISCHARGE
HPS	HIGH PRESSURE SODIUM
IMC	INTERMEDIATE METAL CONDUIT
INC	INCANDESCENT
INST	INSTALLED
KW	KILOWATTS
KVA	KILOVOLT AMPERES
MCA	MINIMUM CIRCUIT AMPACITY
MCB	MAIN CIRCUIT BREAKER
MCC	MOTOR CONTROL CENTER
MCM	THOUSAND CIRCULAR MILS
MLO	MAIN LUGS ONLY
MTD	MOUNTED
NEC	NATIONAL ELECTRICAL CODE
NF	NON FUSED
NL	NIGHT LIGHT
P	POLE
PF	POWER FACTOR
PH	PHASE
PNL	PANEL
PRI	PRIMARY
PVC	POLYVINYLCHLORIDE
REC	RECEPTACLE
RECEP	RECEPTACLE
SEC	SECONDARY
SURF	SURFACE
SWBD	SWITCHBOARD
SWBT	SOUTHWESTERN BELL TELEPHONE
SYM	SYMMETRICAL
TELE	TELEPHONE
TEMP	TEMPORARY
THD	TOTAL HARMONIC DISTORTION
TRANS	TRANSFORMER
TTB	TELEPHONE TERMINAL BOARD
TV	TELEVISION
UH	UNIT HEATER
V	VOLTS
VA	VOLTAMPS
VTB	VIDEO TERMINAL BOARD
W	WATTS
WP	WEATHERPROOF
XFMR	TRANSFORMER

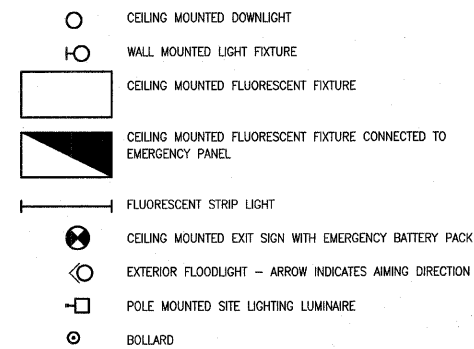
LIGHT FIXTURE DESIGNATION MATRIX



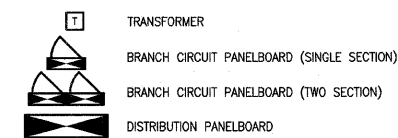
MISCELLANEOUS



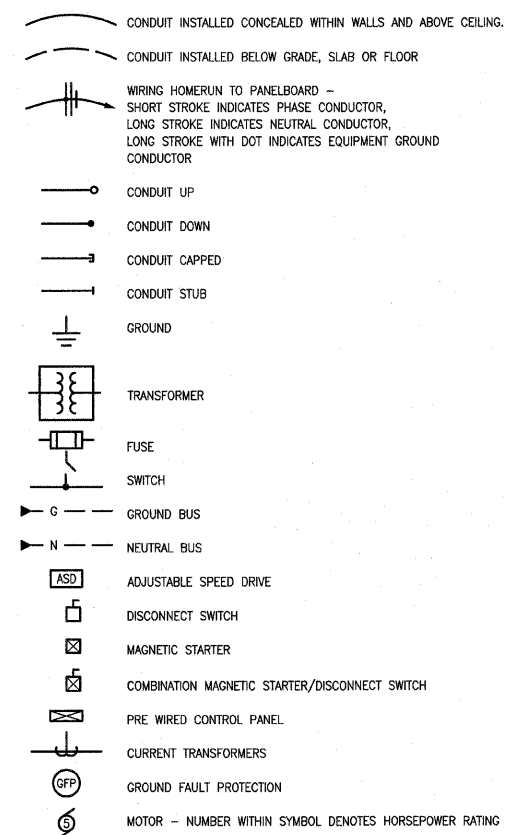
LIGHTING



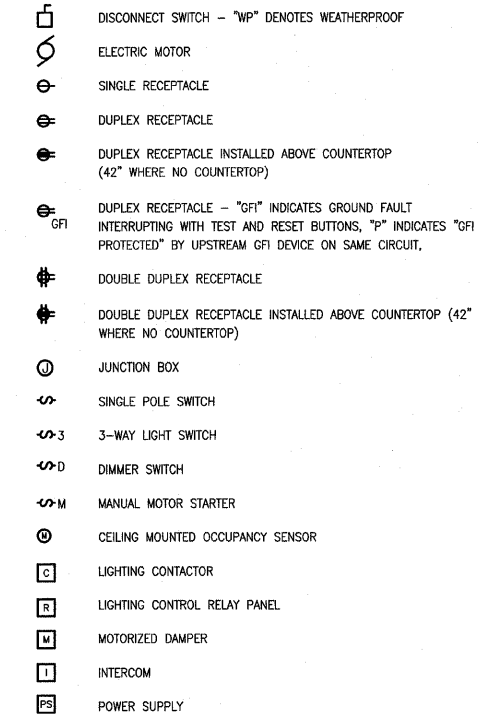
DISTRIBUTION EQUIPMENT



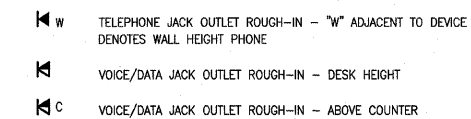
ONE LINE/WIRING/CONDUIT



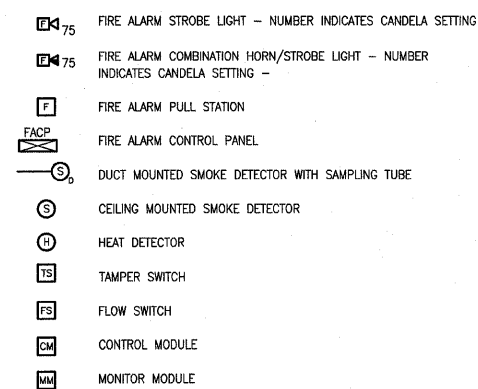
WIRING DEVICES



VOICE/DATA



FIRE ALARM



NOTE

NOT ALL SYMBOLS AND ABBREVIATIONS ARE USED IN EACH PHASE OF THIS PROJECT.

211 N. Broadway
Suite 1900
St. Louis, MO
63102
(314) 241-8188
FAX (314) 241-0125

KAI

**LEWIS AND CLARK MEMORIAL TOWER
VILLAGE OF HARTFORD, ILLINOIS
HARTFORD, ILLINOIS 62049**

SHEET TITLE:
**ELECTRICAL SYMBOLS
AND ABBREVIATIONS**

REV. NO.	REMARKS	DATE

KENNEDY PROJECT NO
KAI# 10-02048

ISSUE DATE
12-JULY-05

SHEET NO

E1-01