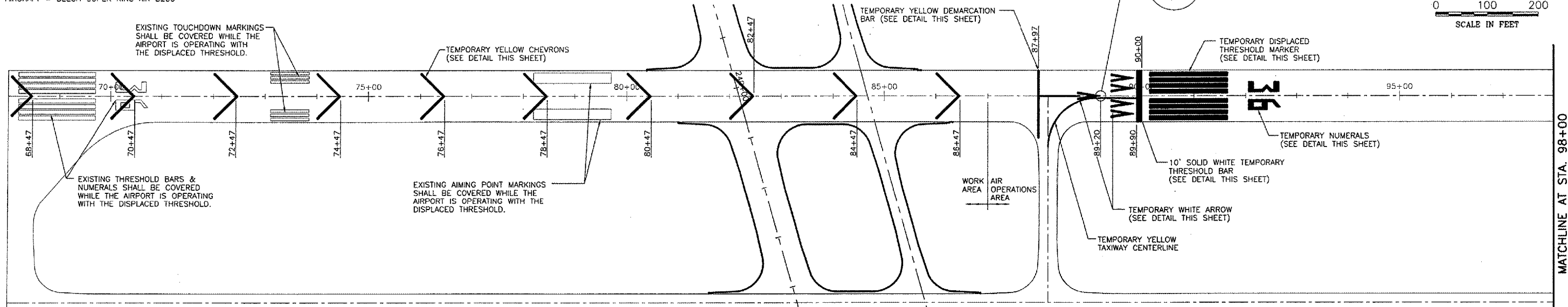


DECLARED DISTANCES
 ORIGINAL RUNWAY 18/36 = 6000'
 MINUS DISPLACED THRESHOLD = -2200'
 NET TEMPORARY RUNWAY 18/36 = 3800'
 CRITICAL AIRCRAFT = BEECH SUPER KING AIR B200

CONTRACT NO. = IL026

0 100 200
 SCALE IN FEET

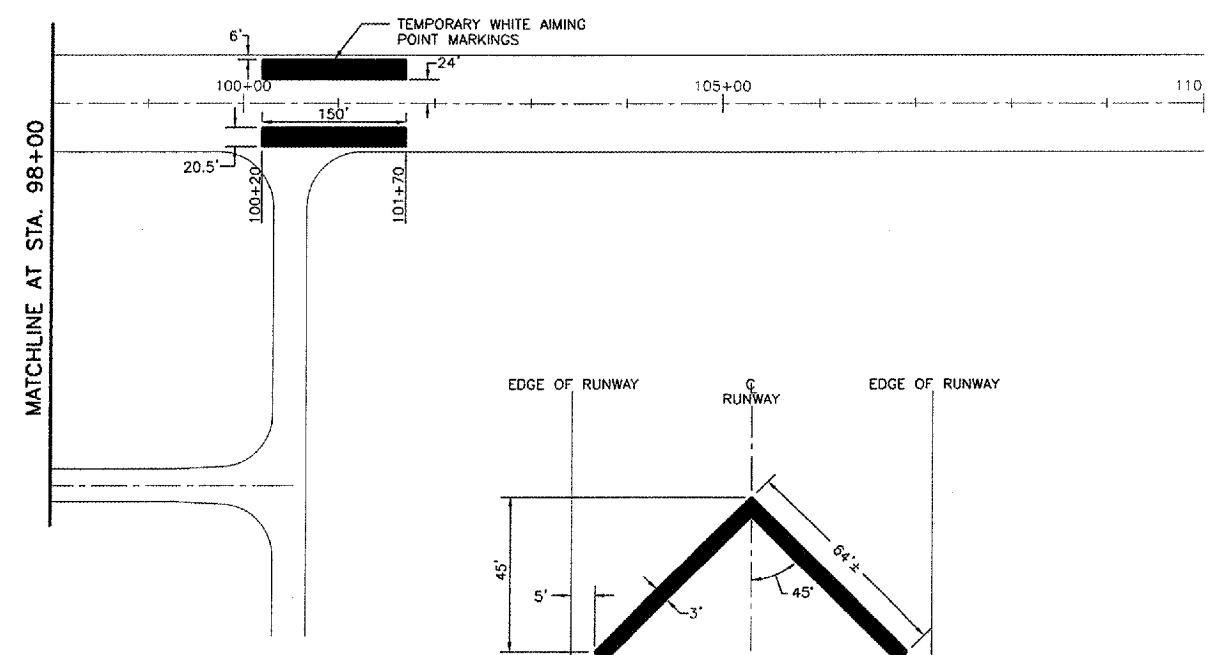


NOTE: TEMPORARY WHITE AIMING POINT MARKINGS AND TEMPORARY DISPLACED THRESHOLD SHALL BE WATERBORNE PAINT APPLIED @ THE RATES SHOWN IN TABLE 1, SEC. 620-3.5 OF THE SUPP. SPEC. & RECURR. SPL. PROV., DATED JULY 1, 2004 ILLINOIS DEPARTMENT OF TRANSPORTATION DIVISION OF AERONAUTICS. SINGLE COAT-620-3.8

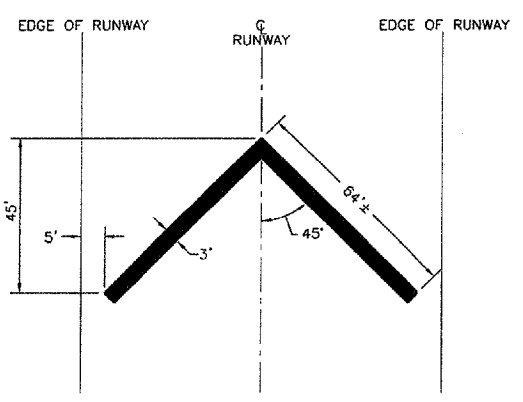
- GENERAL NOTES:
1. PROVIDE TEMPORARY REIL UNITS (2) AND TEMPORARY THRESHOLD LIGHTS (6) AT TEMPORARY DISPLACED THRESHOLD LOCATION.
 2. COVER EXISTING TAXIWAY LIGHTS, RUNWAY LIGHTS, REILS, AND GUIDANCE SIGNS DURING THE TIME OF DISPLACED THRESHOLD.

NOTE: TEMPORARY DEMARCATION BAR TO BE CONSTRUCTED IN ACCORDANCE W/ MATERIALS OUTLINED IN AC150/5370-2E, CHAPTER 3, SECTION 2, PARAGRAPH 3-5A(1). COLOR AS NOTED.

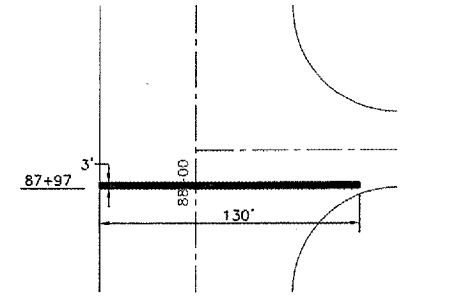
CONNECT TEMPORARY THRESHOLD LIGHTS AND TEMPORARY REILS INTO EXISTING ELECTRIC CIRCUIT



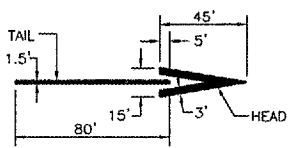
NOTE: TEMPORARY CHEVRONS TO BE CONSTRUCTED IN ACCORDANCE W/ MATERIALS OUTLINED IN AC 150/5370-2E, CHAPTER 3, SECTION 2, PARAGRAPH 3-5A(1).



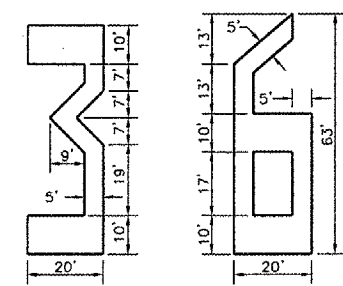
TEMPORARY CHEVRON DETAIL
 NOT TO SCALE



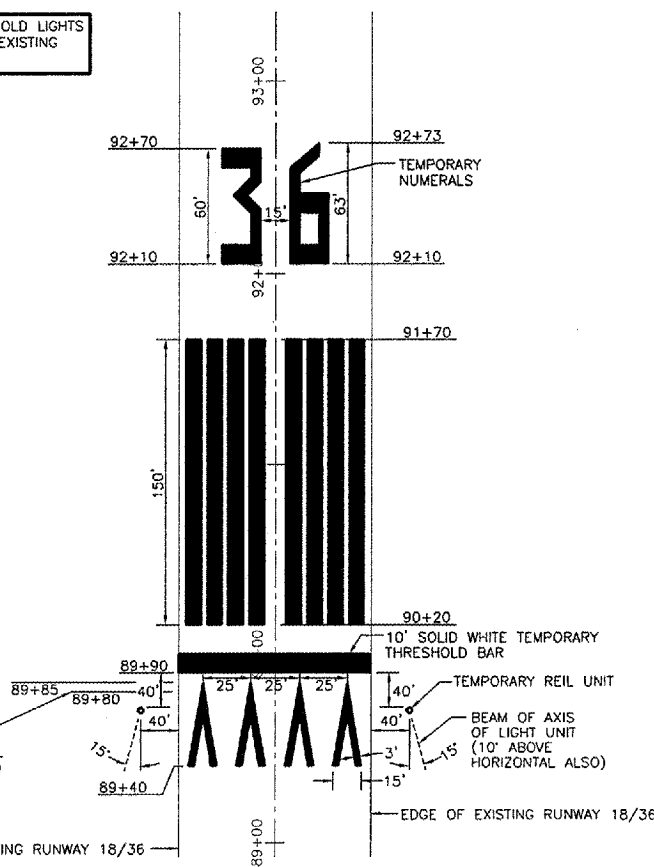
DEMARCATION BAR DETAIL
 NOT TO SCALE



TEMPORARY ARROW DETAIL
 NOT TO SCALE



TEMPORARY NUMERALS DETAIL
 NOT TO SCALE



TEMPORARY DISPLACED THRESHOLD DETAIL
 NOT TO SCALE

DRAWN BY: NET	V:\000-79\CAD\DWG: 008-TMARK ETOPD	REVISIONS
CHECKED BY: KWH	DATE: 1/08	DATE BY

CHAMLIN & ASSOCIATES
 PERU MORRIS ILLINOIS

ILLINOIS VALLEY REGIONAL AIRPORT
 ILLINOIS PROJECT NO. VYS-3594
 A.I.P. PROJECT NO. 3-17-0060-B17

TEMPORARY PAVEMENT MARKING PLAN AND
 DISPLACED THRESHOLD PLAN & DETAILS

SCALE: AS NOTED	SHEET 8
FILE NO.: 1000.79Y-1	OF 31