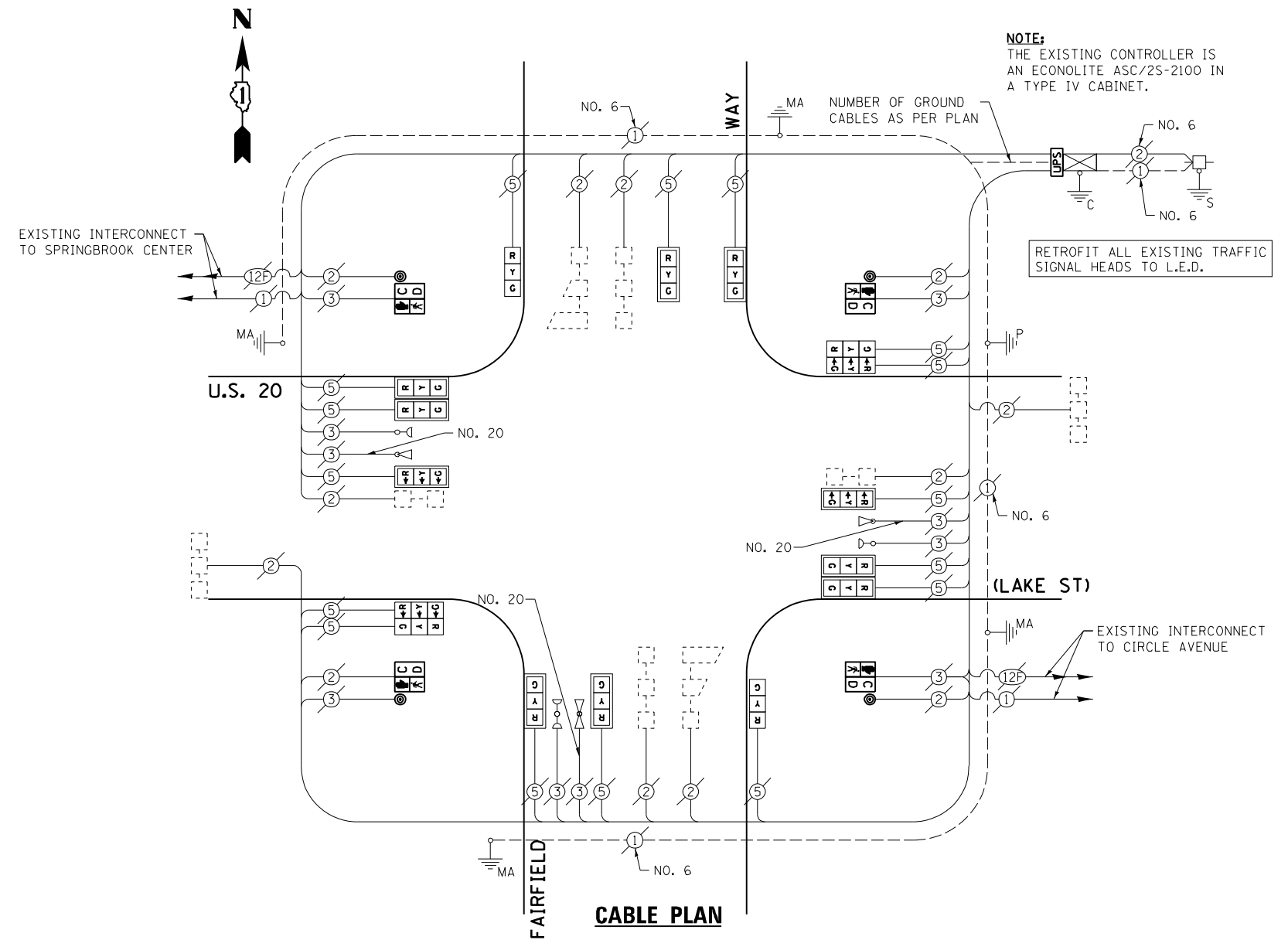


SCHEDULE OF QUANTITIES
U.S. 20 (LAKE ST) AT FAIRFIELD WAY

NO.	QUANT.	UNIT	DESCRIPTION
1.	1	EACH	MAINTENANCE OF EXISTING TRAFFIC SIGNAL INSTALLATION
2.	4	EACH	PEDESTRIAN SIGNAL HEAD, LED, 1-FACE, BRACKET MOUNTED WITH COUNTDOWN TIMER
3.	4	EACH	PEDESTRIAN PUSH-BUTTON
4.	1	EACH	MODIFY EXISTING CONTROLLER CABINET
5.	1	EACH	REMOVE EXISTING TRAFFIC SIGNAL EQUIPMENT
6.	1	EACH	UNINTERRUPTIBLE POWER SUPPLY, SPECIAL
7.	2	EACH	SIGNAL HEAD, LED, 1-FACE, 3-SECTION, BRACKET MOUNTED, RETROFIT
8.	10	EACH	SIGNAL HEAD, LED, 1-FACE, 3-SECTION, MAST ARM MOUNTED, RETROFIT
9.	2	EACH	SIGNAL HEAD, LED, 2-FACE, 3-SECTION, BRACKET MOUNTED, RETROFIT

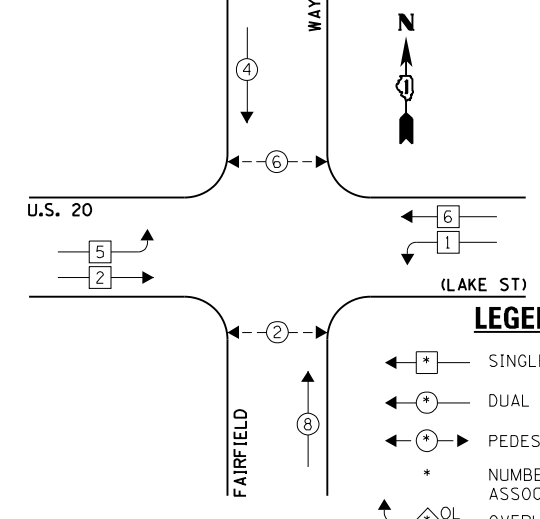


NOTE:
THE EXISTING CONTROLLER IS AN ECONOLITE ASC/2S-2100 IN A TYPE IV CABINET.

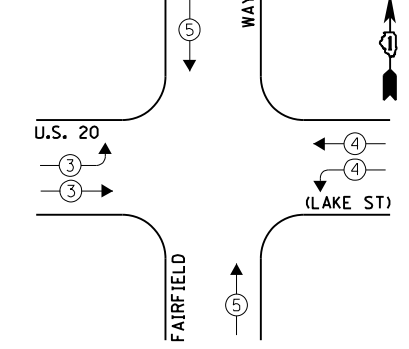
THE FOLLOWING ITEMS SHALL BE REMOVED BY THE CONTRACTOR AND SHALL BE DISPOSED OF BY THEM OUTSIDE THE RIGHT-OF-WAY AT THEIR EXPENSE. THE SALVAGE VALUE OF THE REMOVED EQUIPMENT SHALL BE REFLECTED IN THE CONTRACT BID PRICE.

- 4 EACH PEDESTRIAN SIGNAL HEAD, 1-FACE
- 4 EACH PEDESTRIAN PUSH-BUTTON

EXISTING CONTROLLER SEQUENCE



EXISTING EMERGENCY VEHICLE PREEMPTION SEQUENCE



LEGEND:
 ← * → SINGLE ENTRY PHASE
 ← * → DUAL ENTRY PHASE
 ← * → PEDESTRIAN PHASE
 * NUMBER REFERS TO ASSOCIATED PHASE
 * OL OVERLAP

EXISTING PHASE DESIGNATION DIAGRAM

EXISTING EMERGENCY VEHICLE PREEMPTORS		
EMERGENCY VEHICLE PREEMPTOR	3	4
MOVEMENT	↔	↕

I.D.O.T. TRAFFIC SIGNAL INSTALLATION ELECTRICAL SERVICE REQUIREMENTS					TOTAL WATTAGE
TYPE	NO. LAMPS	INCAND.	L.E.D.	OPERATION	
SIGNAL (RED)	16	135	17	0.50	136.0
SIGNAL (YELLOW)	16	135	25	0.25	100.0
SIGNAL (GREEN)	16	135	15	0.25	60.0
ARROW	-	135	12	0.10	-
PED. SIGNAL	4	90	25	1.00	100.0
CONTROLLER	1	-	100	1.00	100.0
LUMINAIRE	-	-	250	0.50	-
L.E.D. ST. NAME SIGN	-	-	64	0.50	-
VIDEO SYSTEM	-	-	150	1.00	-
BATTERY BACKUP	1	-	25	1.00	25.0
ILLUMINATED SIGN	-	-	25	0.05	-
TOTAL =					521.0

ENERGY COSTS - BILLED TO: VILLAGE OF BLOOMINGDALE
 (ADDRESS) 201 S. BLOOMINGDALE ROAD
 (ADDRESS) BLOOMINGDALE, IL 60104
 ENERGY SUPPLY - CONTACT: JOE STACHO
 PHONE: (630) 424-5704
 COMPANY: CQM-ED

FILE NAME = 60V80-045-ts.dgn	USER NAME = zwallsten	DESIGNED - JRD	REVISED -
Default	PLOT SCALE = 1:20	DRAWN - ZCW	REVISED -
	PLOT DATE = 12/20/2012	CHECKED - KLB	REVISED -
		DATE - 12-20-12	REVISED -

STATE OF ILLINOIS
DEPARTMENT OF TRANSPORTATION

SCHEDULE OF QUANTITIES, CABLE PLAN, PHASE DESIGNATION DIAGRAM, & EMERGENCY VEHICLE PREEMPTION SEQUENCE
U.S. 20 (LAKE ST) AT FAIRFIELD WAY
SCALE: NONE SHEET OF SHEETS STA. TO STA.

F.A. RTE. VARIES	SECTION 2012-070 I	COUNTY DuPAGE	TOTAL SHEETS 103	SHEET NO. 45
ILLINOIS FED. AID PROJECT			CONTRACT NO. 60V80	