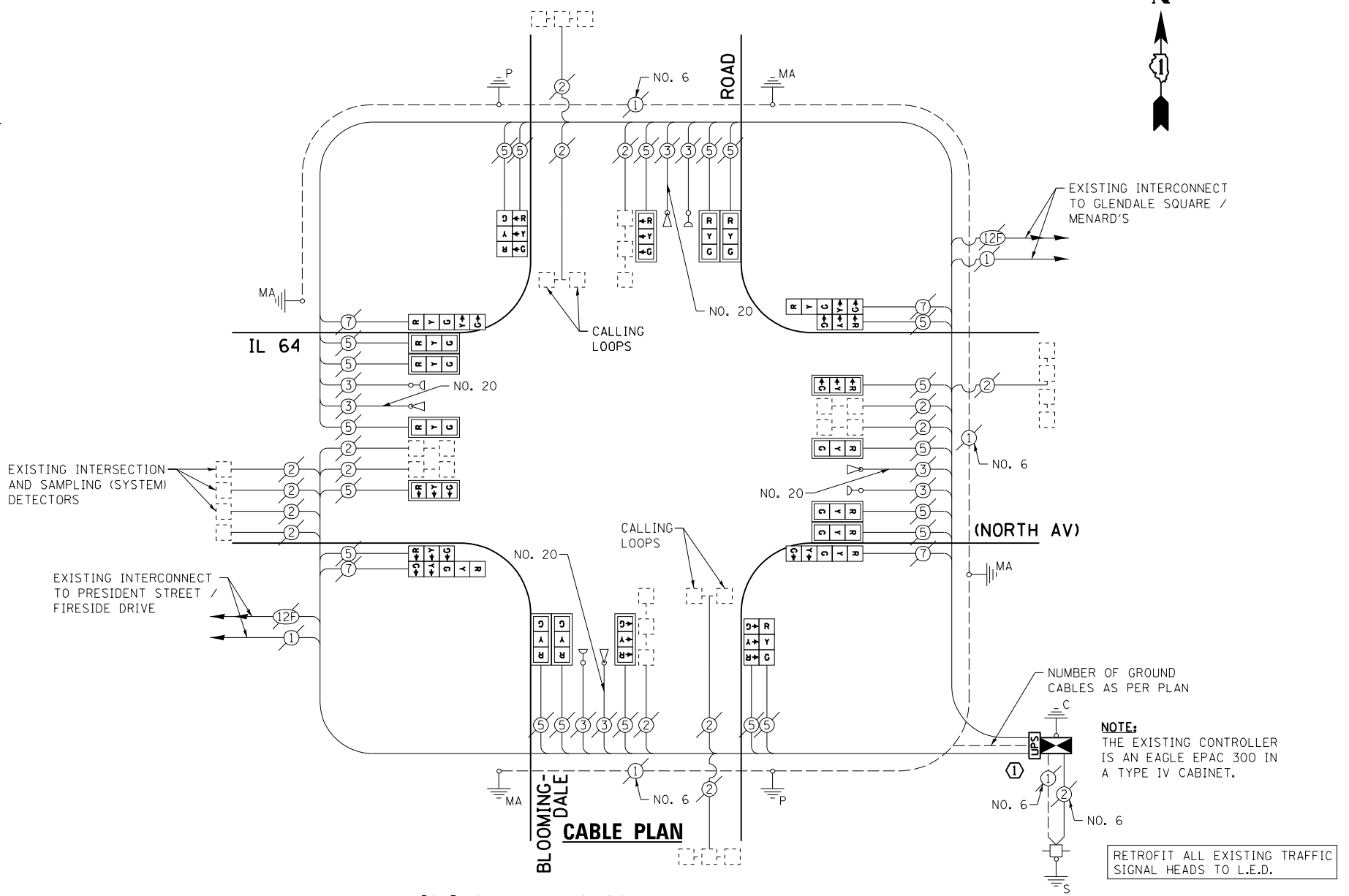


SCHEDULE OF QUANTITIES
IL 64 (NORTH AV) AT BLOOMINGDALE ROAD

NO.	QUANT.	UNIT	DESCRIPTION
1.	1	EACH	MAINTENANCE OF EXISTING TRAFFIC SIGNAL INSTALLATION
2.	1	EACH	TRANSCEIVER - FIBER OPTIC
3.	15	EACH	INDUCTIVE LOOP DETECTOR
4.	1	EACH	REMOVE EXISTING TRAFFIC SIGNAL EQUIPMENT
5.	1	EACH	FULL-ACTUATED CONTROLLER AND TYPE IV CABINET, SPECIAL
6.	1	EACH	UNINTERRUPTABLE POWER SUPPLY, SPECIAL
7.	2	EACH	SIGNAL HEAD, LED, 2-FACE, 1-3 SECTION, 1-5 SECTION, BRACKET MOUNTED, RETROFIT
8.	14	EACH	SIGNAL HEAD, LED, 1-FACE, 3-SECTION, MAST ARM MOUNTED, RETROFIT
9.	2	EACH	SIGNAL HEAD, LED, 2-FACE, 3-SECTION, BRACKET MOUNTED, RETROFIT
10.	2	EACH	SIGNAL HEAD, LED, 1-FACE, 5-SECTION, BRACKET MOUNTED, RETROFIT



THE FOLLOWING ITEMS SHALL BE REMOVED BY THE CONTRACTOR AND SHALL BE DISPOSED OF BY THEM OUTSIDE THE RIGHT-OF-WAY AT THEIR EXPENSE. THE SALVAGE VALUE OF THE REMOVED EQUIPMENT SHALL BE REFLECTED IN THE CONTRACT BID PRICE.

1 EACH CONTROLLER AND CABINET (COMPLETE)

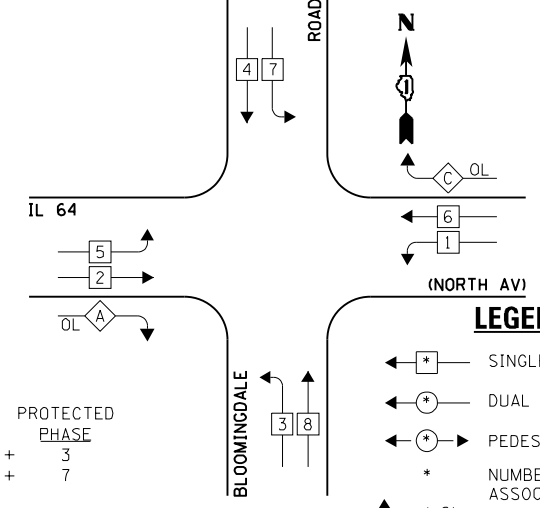
CONSTRUCTION NOTE:
RELOCATION OF THE EXISTING PHASING UNIT FOR THE EMERGENCY VEHICLE PRE-EMPTION SYSTEM IS TO BE INCLUDED IN THE COST OF THE PAY ITEM "FULL ACTUATED CONTROLLER AND CABINET OF THE TYPE SPECIFIED."

I.D.O.T. TRAFFIC SIGNAL INSTALLATION ELECTRICAL SERVICE REQUIREMENTS					TOTAL WATTAGE
TYPE	NO. LAMPS	INCAND.	L.E.D.	OPERATION	
SIGNAL (RED)	24	135	17	0.50	204.0
SIGNAL (YELLOW)	24	135	25	0.25	150.0
SIGNAL (GREEN)	24	135	15	0.25	90.0
ARROW	8	135	12	0.10	9.6
PED. SIGNAL	-	90	25	1.00	-
CONTROLLER	1	-	100	1.00	100.0
LUMINAIRE	-	-	250	0.50	-
L.E.D. ST. NAME SIGN	-	-	64	0.50	-
VIDEO SYSTEM	-	-	150	1.00	-
BATTERY BACKUP	1	-	25	1.00	25.0
ILLUMINATED SIGN	-	-	25	0.05	-
TOTAL =					578.6

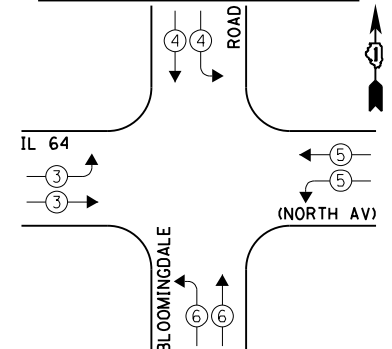
ENERGY COSTS - BILLED TO: IL DEPT. OF TRANSPORTATION
(ADDRESS) 201 W. CENTER COURT
(ADDRESS) SCHALMBURG, IL 60196-1096
ENERGY SUPPLY - CONTACT: JOE STACHO
PHONE: (630) 424-5704
COMPANY: CQM-ED

THE TRAFFIC SIGNAL CONTROL EQUIPMENT FOR THIS PROJECT SHALL BE "EAGLE" TO MATCH THE EXISTING ADJACENT SYSTEM.

EXISTING AND PROPOSED CONTROLLER SEQUENCE



EXISTING EMERGENCY VEHICLE PREEMPTION SEQUENCE



EXISTING EMERGENCY VEHICLE PREEMPTORS				
EMERGENCY VEHICLE PREEMPTOR	3	4	5	6
MOVEMENT	→	↘	↗	←

EXISTING AND PROPOSED PHASE DESIGNATION DIAGRAM

STATE OF ILLINOIS
DEPARTMENT OF TRANSPORTATION

SCHEDULE OF QUANTITIES, CABLE PLAN, PHASE DESIGNATION DIAGRAM, & EMERGENCY VEHICLE PREEMPTION SEQUENCE
IL 64 (NORTH AV) AT BLOOMINGDALE ROAD

FILE NAME = 60VB0-056-ts.dgn	USER NAME = zwallsten	DESIGNED - JRD	REVISED -
Default	PLOT SCALE = 1:20	DRAWN - ZCW	REVISED -
	PLOT DATE = 12/20/2012	CHECKED - KLB	REVISED -
		DATE - 12-20-12	REVISED -

F.A. RTÉ. VARIES	SECTION 2012-070 I	COUNTY DuPAGE	TOTAL SHEETS 103	SHEET NO. 56
SCALE: NONE			CONTRACT NO. 60VB0	
ILLINOIS FED. AID PROJECT				