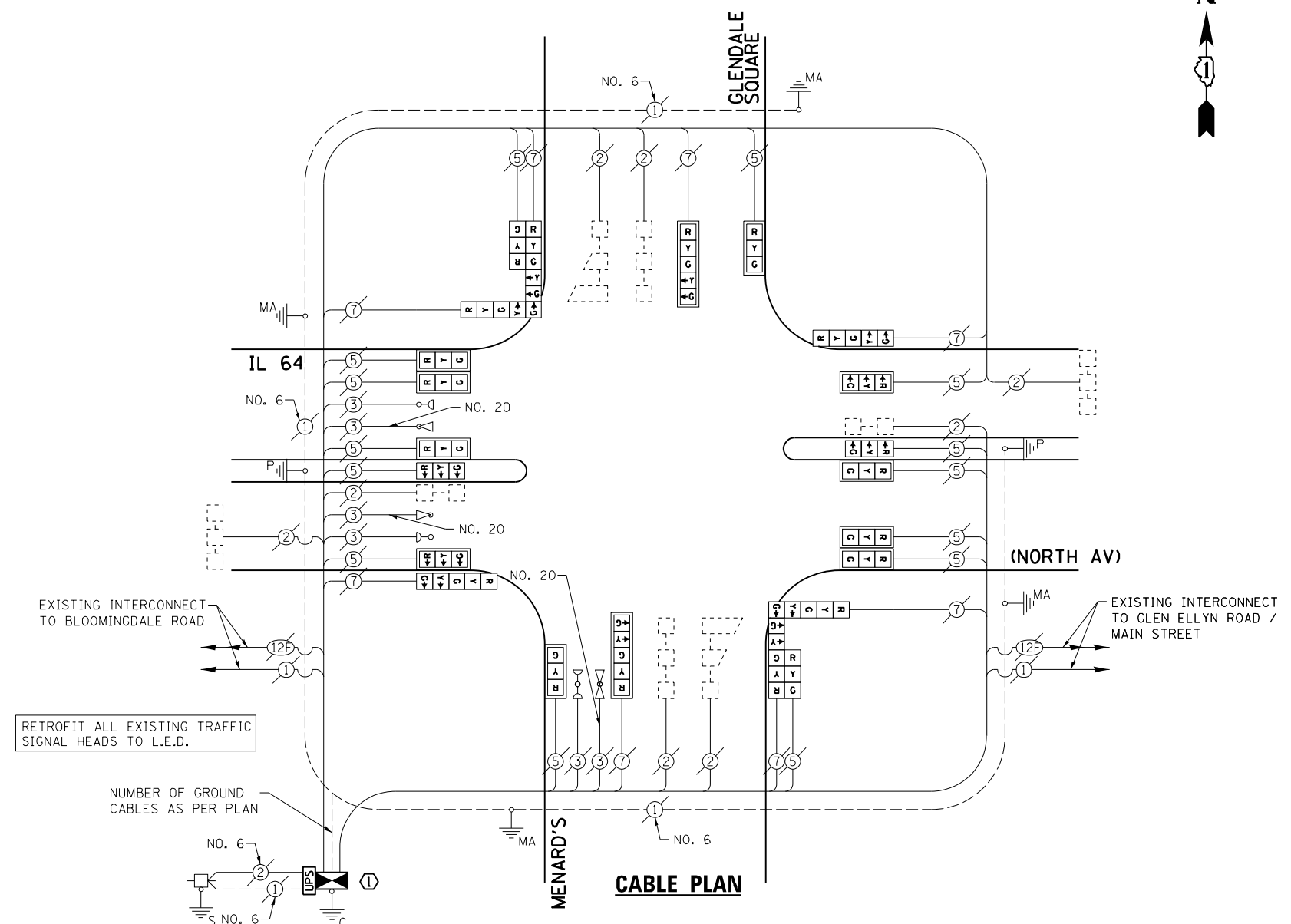


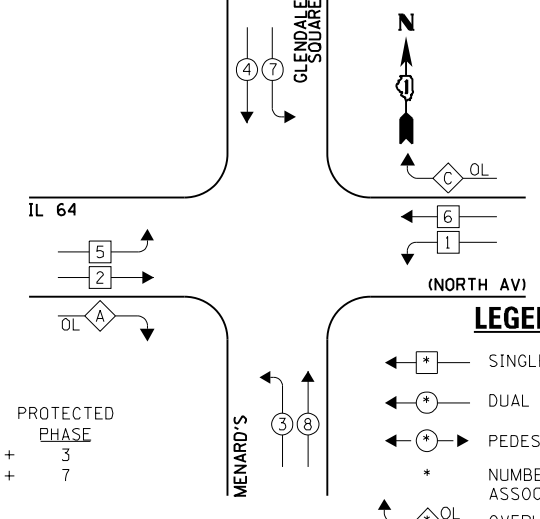
SCHEDULE OF QUANTITIES
IL 64 (NORTH AV) AT GLENDALE SQUARE / MENARD'S

NO.	QUANT.	UNIT	DESCRIPTION
1.	1	EACH	MAINTENANCE OF EXISTING TRAFFIC SIGNAL INSTALLATION
2.	1	EACH	TRANSCIVER - FIBER OPTIC
3.	8	EACH	INDUCTIVE LOOP DETECTOR
4.	1	EACH	REMOVE EXISTING TRAFFIC SIGNAL EQUIPMENT
5.	1	EACH	FULL-ACTUATED CONTROLLER AND TYPE IV CABINET, SPECIAL
6.	1	EACH	UNINTERRUPTABLE POWER SUPPLY, SPECIAL
7.	2	EACH	SIGNAL HEAD, LED, 3-FACE, 1-3 SECTION, 2-5 SECTION, BRACKET MOUNTED, RETROFIT
8.	2	EACH	SIGNAL HEAD, LED, 1-FACE, 3-SECTION, BRACKET MOUNTED, RETROFIT
9.	10	EACH	SIGNAL HEAD, LED, 1-FACE, 3-SECTION, MAST ARM MOUNTED, RETROFIT
10.	2	EACH	SIGNAL HEAD, LED, 1-FACE, 5-SECTION, MAST ARM MOUNTED, RETROFIT
11.	2	EACH	SIGNAL HEAD, LED, 1-FACE, 5-SECTION, BRACKET MOUNTED, RETROFIT



NOTE:
THE EXISTING CONTROLLER IS AN EAGLE EPAC 300 IN A TYPE IV CABINET.

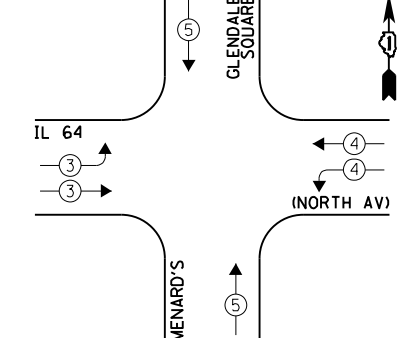
EXISTING AND PROPOSED CONTROLLER SEQUENCE



EXISTING AND PROPOSED PHASE DESIGNATION DIAGRAM

OVERLAP LETTER	PERMISSIVE PHASE	PROTECTED PHASE
A	= 2 + 3	
C	= 6 + 7	

EXISTING EMERGENCY VEHICLE PREEMPTION SEQUENCE



EXISTING EMERGENCY VEHICLE PREEMPTORS		
EMERGENCY VEHICLE PREEMPTOR	3	4
MOVEMENT	→	↑

THE FOLLOWING ITEMS SHALL BE REMOVED BY THE CONTRACTOR AND SHALL BE DISPOSED OF BY THEM OUTSIDE THE RIGHT-OF-WAY AT THEIR EXPENSE. THE SALVAGE VALUE OF THE REMOVED EQUIPMENT SHALL BE REFLECTED IN THE CONTRACT BID PRICE.

1 EACH CONTROLLER AND CABINET (COMPLETE)

I.D.O.T. TRAFFIC SIGNAL INSTALLATION ELECTRICAL SERVICE REQUIREMENTS					TOTAL WATTAGE
TYPE	NO. LAMPS	INCAND.	L.E.D.	OPERATION	
SIGNAL (RED)	22	135	17	0.50	187.0
SIGNAL (YELLOW)	22	135	25	0.25	137.5
SIGNAL (GREEN)	22	135	15	0.25	82.5
ARROW	16	135	12	0.10	19.2
PED. SIGNAL	-	90	25	1.00	-
CONTROLLER	1	-	100	1.00	100.0
LUMINAIRE	-	-	250	0.50	-
L.E.D. ST. NAME SIGN	-	-	64	0.50	-
VIDEO SYSTEM	-	-	150	1.00	-
BATTERY BACKUP	1	-	25	1.00	25.0
ILLUMINATED SIGN	-	-	25	0.05	-
TOTAL =					551.2

CONSTRUCTION NOTE:
RELOCATION OF THE EXISTING PHASING UNIT FOR THE EMERGENCY VEHICLE PRE-EMPTION SYSTEM IS TO BE INCLUDED IN THE COST OF THE PAY ITEM "FULL ACTUATED CONTROLLER AND CABINET OF THE TYPE SPECIFIED."

THE TRAFFIC SIGNAL CONTROL EQUIPMENT FOR THIS PROJECT SHALL BE "EAGLE" TO MATCH THE EXISTING ADJACENT SYSTEM.

ENERGY COSTS - BILLED TO: VILLAGE OF GLENDALE HEIGHTS (ADDRESS) 300 CIVIC CENTER PLAZA (ADDRESS) GLENDALE HEIGHTS, IL 60139
ENERGY SUPPLY - CONTACT: JOE STACHO (PHONE: (630) 424-5704) COMPANY: CQM-ED

FILE NAME	USER NAME	DESIGNED	REVISIONS
60V80-057-ts.dgn	zwallsten	JRD	-
Default		ZCW	-
		KLB	-
			-

STATE OF ILLINOIS
DEPARTMENT OF TRANSPORTATION

SCHEDULE OF QUANTITIES, CABLE PLAN, PHASE DESIGNATION DIAGRAM, & EMERGENCY VEHICLE PREEMPTION SEQUENCE
IL 64 (NORTH AV) AT GLENDALE SQUARE / MENARD'S
SCALE: NONE SHEET OF SHEETS STA. TO STA.

F.A. RTE.	SECTION	COUNTY	TOTAL SHEETS	SHEET NO.
VARIES	2012-070 I	DuPAGE	103	57
				CONTRACT NO. 60V80

