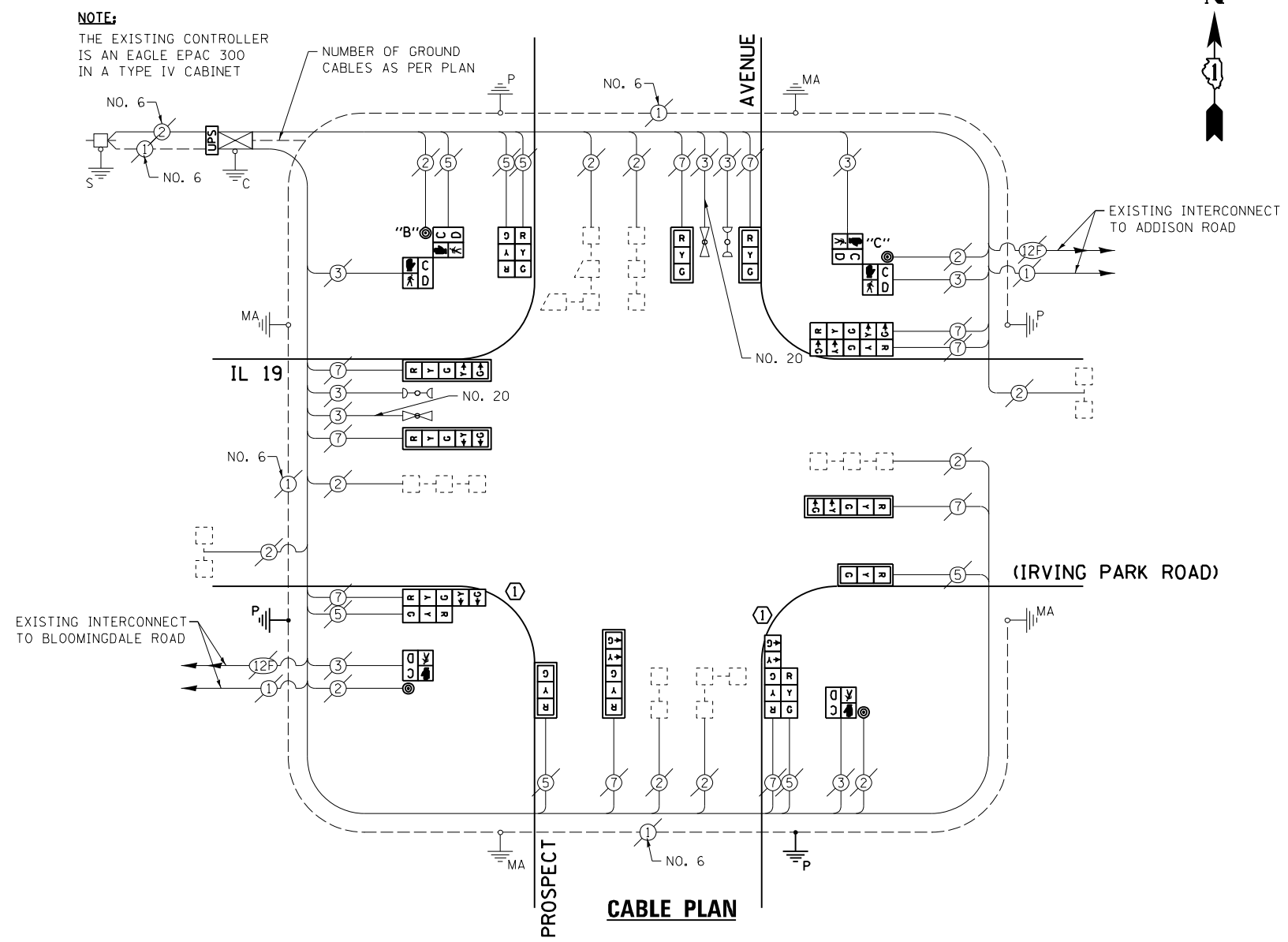


SCHEDULE OF QUANTITIES
IL 19 (IRVING PARK RD) AT PROSPECT AVENUE

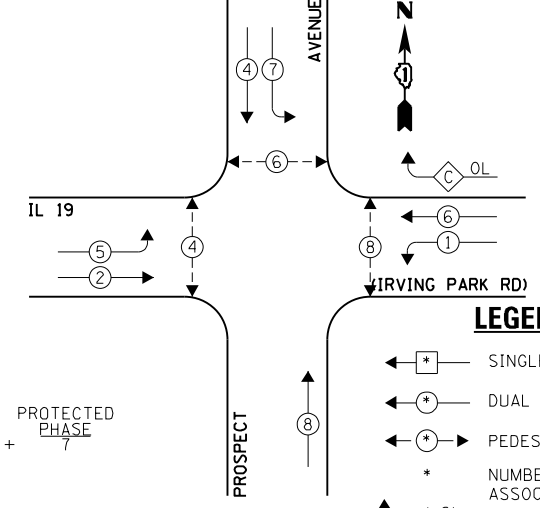
NO.	QUANT.	UNIT	DESCRIPTION
1.	1	EACH	MAINTENANCE OF EXISTING TRAFFIC SIGNAL INSTALLATION
2.	2	EACH	TRAFFIC SIGNAL POST, GALVANIZED STEEL 16 FT.
3.	4	EACH	SIGNAL HEAD, LED, 1-FACE, 3-SECTION, MAST-ARM MOUNTED
4.	4	EACH	SIGNAL HEAD, LED, 1-FACE, 5-SECTION, MAST-ARM MOUNTED
5.	1	EACH	SIGNAL HEAD, LED, 2-FACE, 3-SECTION, BRACKET MOUNTED
6.	1	EACH	SIGNAL HEAD, LED, 2-FACE, 5-SECTION, BRACKET MOUNTED
7.	2	EACH	SIGNAL HEAD, LED, 2-FACE, 1-3 SECTION, 1-5 SECTION, BRACKET MOUNTED
8.	2	EACH	PEDESTRIAN SIGNAL HEAD, LED, 1-FACE, BRACKET MOUNTED WITH COUNTDOWN TIMER
9.	2	EACH	PEDESTRIAN SIGNAL HEAD, LED, 2-FACE, BRACKET MOUNTED WITH COUNTDOWN TIMER
10.	8	EACH	TRAFFIC SIGNAL BACKPLATE, LOUVERED, ALUMINUM
11.	1	EACH	MODIFY EXISTING CONTROLLER CABINET
12.	1	EACH	REMOVE EXISTING TRAFFIC SIGNAL EQUIPMENT
13.	1	EACH	UNINTERRUPTABLE POWER SUPPLY, SPECIAL
14.	4	EACH	PEDESTRIAN PUSH-BUTTON, NON-LATCHING



THE FOLLOWING ITEMS SHALL BE REMOVED BY THE CONTRACTOR AND SHALL BE DISPOSED OF BY THEM OUTSIDE THE RIGHT-OF-WAY AT THEIR EXPENSE. THE SALVAGE VALUE OF THE REMOVED EQUIPMENT SHALL BE REFLECTED IN THE CONTRACT BID PRICE.

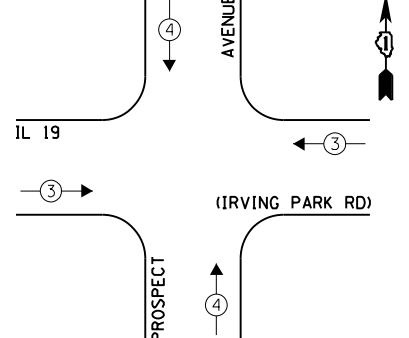
- 4 EACH TRAFFIC SIGNAL HEAD, 1-FACE, 3-SECTION
- 4 EACH TRAFFIC SIGNAL HEAD, 1-FACE, 5-SECTION
- 1 EACH TRAFFIC SIGNAL HEAD, 2-FACE, 3-SECTION
- 1 EACH TRAFFIC SIGNAL HEAD, 2-FACE, 5-SECTION
- 2 EACH TRAFFIC SIGNAL HEAD, 2-FACE, 1-3 SECTION, 1-5 SECTION
- 2 EACH PEDESTRIAN SIGNAL HEAD, 1-FACE
- 2 EACH PEDESTRIAN SIGNAL HEAD, 2-FACE
- 4 EACH PEDESTRIAN PUSH-BUTTON

EXISTING CONTROLLER SEQUENCE



NOTES:
PUSH BUTTON "B" SHALL PLACE A CALL IN PHASES 4 AND 6.
PUSH BUTTON "C" SHALL PLACE A CALL IN PHASES 6 AND 8.

EXISTING EMERGENCY VEHICLE PREEMPTION SEQUENCE



EXISTING EMERGENCY VEHICLE PREEMPTORS	
EMERGENCY VEHICLE PREEMPTOR	3
MOVEMENT	4

CONSTRUCTION NOTE:
① REMOVE EXISTING SIGNAL HEADS AND REPLACE EXISTING 16 FOOT PAINTED POST. INSTALL NEW LED SIGNAL HEADS ON NEW 16 FOOT GALVANIZED STEEL POST. REUSE EXISTING TYPE "A" CONCRETE FOUNDATION AND EXISTING CABLES.

I.D.O.T. TRAFFIC SIGNAL INSTALLATION ELECTRICAL SERVICE REQUIREMENTS				TOTAL WATTAGE	
TYPE	NO. LAMPS	WATTAGE INCAND. L.E.D.	OPERATION		
SIGNAL (RED)	16	135	17	0.50	136.0
SIGNAL (YELLOW)	16	135	25	0.25	100.0
SIGNAL (GREEN)	16	135	15	0.25	60.0
ARROW	16	135	12	0.10	19.2
PED. SIGNAL	6	90	25	1.00	150.0
CONTROLLER	1	-	100	1.00	100.0
LUMINAIRE	-	-	250	0.50	-
L.E.D. ST. NAME SIGN	-	-	64	0.50	-
VIDEO SYSTEM	-	-	150	1.00	-
BATTERY BACKUP	1	-	25	1.00	25.0
ILLUMINATED SIGN	-	-	25	0.05	-
TOTAL =					590.2

ENERGY COSTS - BILLED TO: IL DEPT. OF TRANSPORTATION
(ADDRESS) 201 W. CENTER COURT
(ADDRESS) SCHALMBURG, IL 60196-1096
ENERGY SUPPLY - CONTACT: JOE STACHO
PHONE: (630) 424-5704
COMPANY: CQM-ED

FILE NAME = 60V80-098-ts.dgn	USER NAME = zwallsten	DESIGNED - JRD	REVISED -
Default	PLOT SCALE = 1:20	DRAWN - JPW	REVISED -
	PLOT DATE = 12/20/2012	CHECKED - KLB	REVISED -
		DATE - 12-20-12	REVISED -

STATE OF ILLINOIS
DEPARTMENT OF TRANSPORTATION

SCHEDULE OF QUANTITIES, CABLE PLAN, PHASE DESIGNATION DIAGRAM, & EMERGENCY VEHICLE PREEMPTION SEQUENCE
IL 19 (IRVING PARK RD) AT PROSPECT AVENUE
SCALE: NONE SHEET OF SHEETS STA. TO STA.

F.A. RTE. VARIES	SECTION 2012-070 I	COUNTY DuPAGE	TOTAL SHEETS 103	SHEET NO. 98
ILLINOIS FED. AID PROJECT			CONTRACT NO. 60V80	