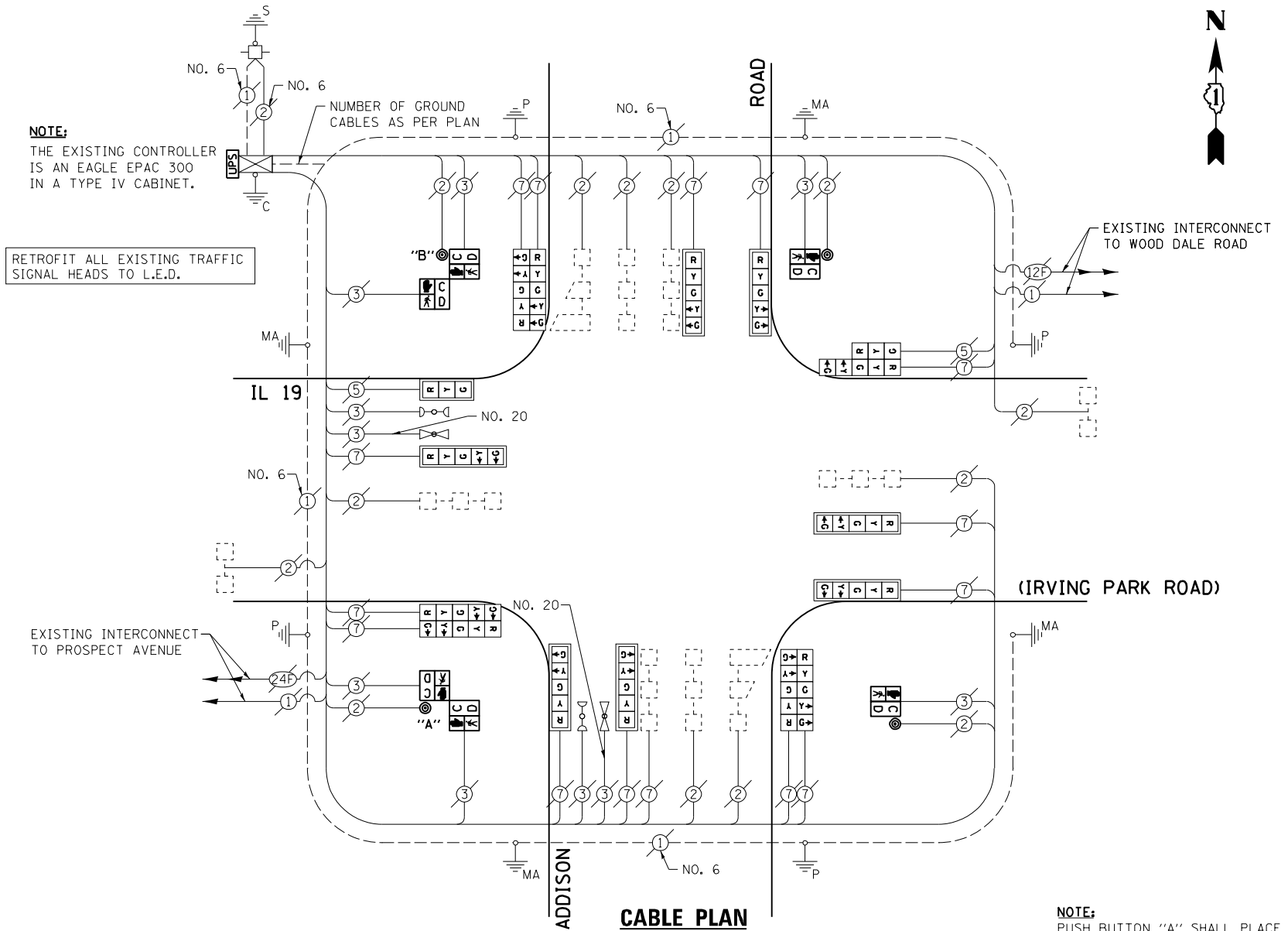


SCHEDULE OF QUANTITIES  
IL 19 (IRVING PARK RD) AT ADDISON ROAD

NO.	QUANT.	UNIT	DESCRIPTION
1.	1	EACH	MAINTENANCE OF EXISTING TRAFFIC SIGNAL INSTALLATION
2.	2	EACH	PEDESTRIAN SIGNAL HEAD, LED, 1-FACE, BRACKET MOUNTED WITH COUNTDOWN TIMER
3.	2	EACH	PEDESTRIAN SIGNAL HEAD, LED, 2-FACE, BRACKET MOUNTED WITH COUNTDOWN TIMER
4.	1	EACH	MODIFY EXISTING CONTROLLER CABINET
5.	1	EACH	REMOVE EXISTING TRAFFIC SIGNAL EQUIPMENT
6.	1	EACH	UNINTERRUPTABLE POWER SUPPLY, SPECIAL
7.	1	EACH	SIGNAL HEAD, LED, 2-FACE, 1-3 SECTION, 1-5 SECTION, BRACKET MOUNTED, RETROFIT
8.	1	EACH	SIGNAL HEAD, LED, 1-FACE, 3-SECTION, MAST ARM MOUNTED, RETROFIT
9.	7	EACH	SIGNAL HEAD, LED, 1-FACE, 5-SECTION, MAST ARM MOUNTED, RETROFIT
10.	3	EACH	SIGNAL HEAD, LED, 2 FACE, 5-SECTION, BRACKET MOUNTED, RETROFIT
11.	4	EACH	PEDESTRIAN PUSH-BUTTON, NON-LATCHING

**NOTE:**  
THE EXISTING CONTROLLER IS AN EAGLE EPAC 300 IN A TYPE IV CABINET.

RETROFIT ALL EXISTING TRAFFIC SIGNAL HEADS TO L.E.D.

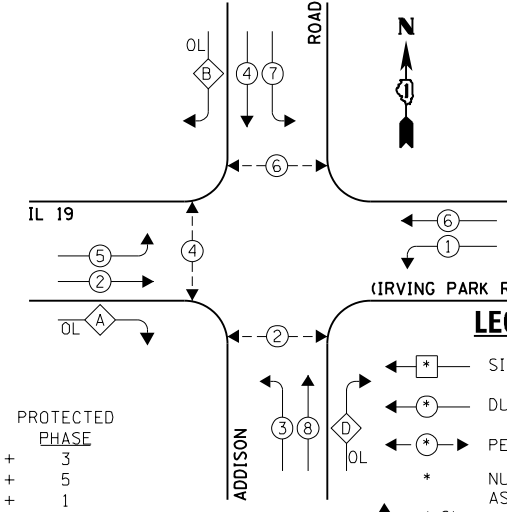


THE FOLLOWING ITEMS SHALL BE REMOVED BY THE CONTRACTOR AND SHALL BE DISPOSED OF BY THEM OUTSIDE THE RIGHT-OF-WAY AT THEIR EXPENSE. THE SALVAGE VALUE OF THE REMOVED EQUIPMENT SHALL BE REFLECTED IN THE CONTRACT BID PRICE.

- 2 EACH PEDESTRIAN SIGNAL HEAD, 1-FACE
- 2 EACH PEDESTRIAN SIGNAL HEAD, 2-FACE
- 4 EACH PEDESTRIAN PUSH-BUTTON

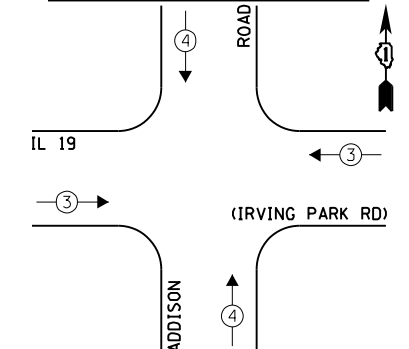
**NOTE:**  
PUSH BUTTON "A" SHALL PLACE A CALL IN PHASES 2 AND 4.  
PUSH BUTTON "B" SHALL PLACE A CALL IN PHASES 4 AND 6.

**EXISTING CONTROLLER SEQUENCE**



**EXISTING PHASE DESIGNATION DIAGRAM**

**EXISTING EMERGENCY VEHICLE PREEMPTION SEQUENCE**



EXISTING EMERGENCY VEHICLE PREEMPTORS	
EMERGENCY VEHICLE PREEMPTOR	3
MOVEMENT	4

I.D.O.T. TRAFFIC SIGNAL INSTALLATION ELECTRICAL SERVICE REQUIREMENTS					TOTAL WATTAGE
TYPE	NO. LAMPS	WATTAGE	OPERATION		
		INCAND.	L.E.D.		
SIGNAL (RED)	16	135	17	0.50	136.0
SIGNAL (YELLOW)	16	135	25	0.25	100.0
SIGNAL (GREEN)	16	135	15	0.25	60.0
ARROW	28	135	12	0.10	33.6
PED. SIGNAL	6	90	25	1.00	150.0
CONTROLLER	1	-	100	1.00	100.0
LUMINAIRE	-	-	250	0.50	-
L.E.D. ST. NAME SIGN	-	-	64	0.50	-
VIDEO SYSTEM	-	-	150	1.00	-
BATTERY BACKUP	1	-	25	1.00	25.0
ILLUMINATED SIGN	-	-	25	0.05	-
TOTAL =					604.6

ENERGY COSTS - BILLED TO: IL DEPT. OF TRANSPORTATION  
(ADDRESS) 201 W. CENTER COURT  
(ADDRESS) SCHALMBURG, IL 60196-1096  
ENERGY SUPPLY - CONTACT: JOE STACHO  
PHONE: (630) 424-5704  
COMPANY: CQM-ED

FILE NAME = 60V80-099-ts.dgn	USER NAME = zwallsten	DESIGNED - JRD	REVISED -
Default	PLOT SCALE = 1:200	DRAWN - JPW	REVISED -
	PLOT DATE = 12/20/2012	CHECKED - KLB	REVISED -
		DATE - 12-20-12	REVISED -

STATE OF ILLINOIS  
DEPARTMENT OF TRANSPORTATION

SCHEDULE OF QUANTITIES, CABLE PLAN, PHASE DESIGNATION DIAGRAM, & EMERGENCY VEHICLE PREEMPTION SEQUENCE  
IL 19 (IRVING PARK RD) AT ADDISON ROAD

SCALE: NONE SHEET OF SHEETS STA. TO STA.

F.A. RTE. VARIES	SECTION 2012-070 I	COUNTY DuPAGE	TOTAL SHEETS 103	SHEET NO. 99
			CONTRACT NO. 60V80	
ILLINOIS FED. AID PROJECT				