




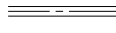




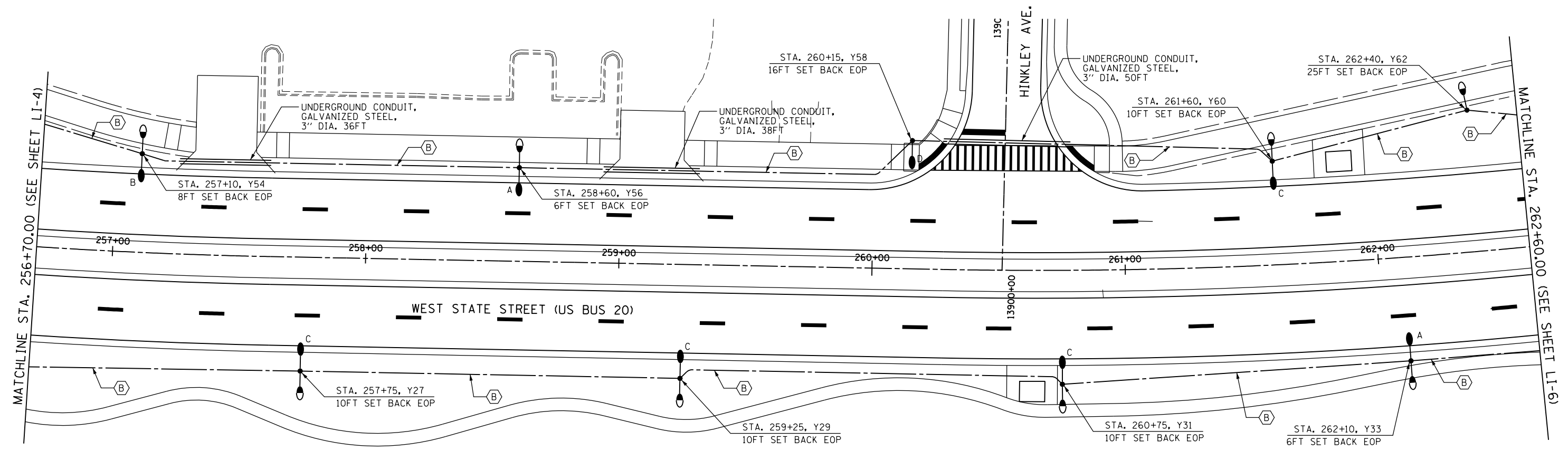
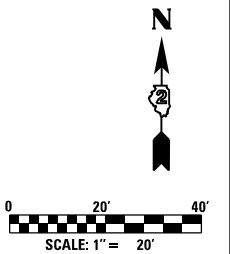
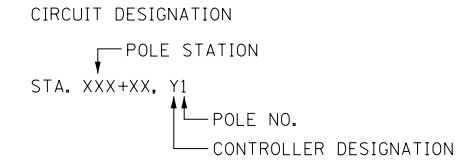


LEGEND

-  LIGHTING UNIT: 400W METAL HALIDE LUMINAIRE, 40FT MH, MAST ARM LENGTH AS NOTED, AND 70W METAL HALIDE LUMINAIRE, 16FT MH, POLE HAS BREAKAWAY COUPLING BASE. SEE DETAIL B ON SHEET LD-3.
 -  LIGHTING UNIT: 70W METAL HALIDE LUMINAIRE, 16FT MH. SEE DETAIL A ON SHEET LD-3.
 -  LIGHTING UNIT: 400W METAL HALIDE LUMINAIRE, 40FT MH, MAST ARM LENGTH AS NOTED, POLE HAS BREAKAWAY COUPLING BASE. SEE DETAIL B AND NOTE 3 ON SHEET LD-3.
- A = 6FT MAST ARM
 B = 8FT MAST ARM
 C = 10FT MAST ARM
 D = 12FT MAST ARM
-  INSTALL HANDHOLE PER IDOT STD. DWG. #814001-02
 -  UNIT DUCT: SIZE AND TYPE AS NOTED
 -  UNDERGROUND CONDUIT, GALVANIZED STEEL, SIZE AND LENGTH AS INDICATED
 -  PROPOSED LIGHTING CONTROLLER
 -  ELECTRIC SERVICE
 -  UNIT DUCT, 600V, 2-1C NO.4, 1/C NO.6 GROUND, (XLP-TYPE USE), 1" DIA. POLYETHYLENE
 -  UNIT DUCT, 600V, 2-1C NO.8, 1/C NO.8 GROUND, (XLP-TYPE USE), 3/4" DIA. POLYETHYLENE



SINGH
 CONSULTING ENGINEERS
 www.singhinc.com

FILE NAME =	USER NAME = dssdd	DESIGNED - DJ	REVISED -
et:\pwork\pwork\dot\dssdd\0317625\0264750-sh-t-light-227.dgn		DRAWN - CM	REVISED -
	PLOT SCALE = 40.0000' / in.	CHECKED - GR	REVISED -
	PLOT DATE = Mon Dec 17 16:09:20 2012	DATE - \$SUBDATE\$	REVISED -

STATE OF ILLINOIS
DEPARTMENT OF TRANSPORTATION

LIGHTING PLAN
WEST STATE STREET (US BUS 20)

SCALE:	SHEET NO.	OF	SHEETS	STA.	TO STA.
--------	-----------	----	--------	------	---------

F.A.P. RTE.	SECTION	COUNTY	TOTAL SHEETS	SHEET NO.
303	41R	WINNEBAGO	327	227
FED. ROAD DIST. NO. 2 ILLINOIS FED. AID PROJECT			CONTRACT NO. 64750	