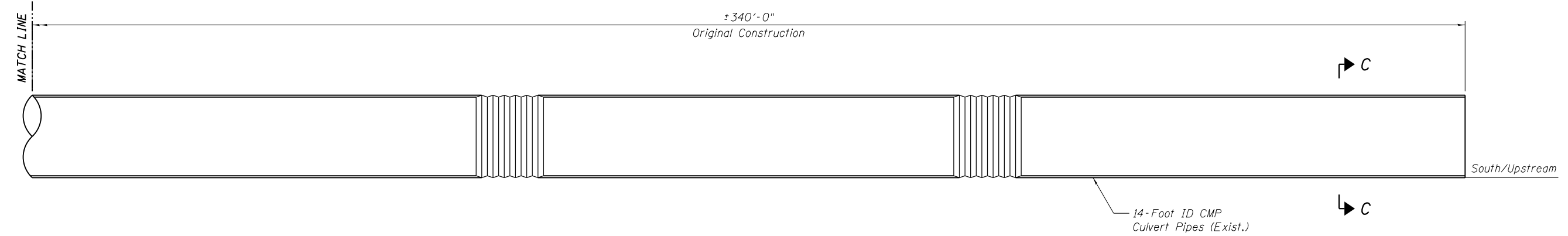
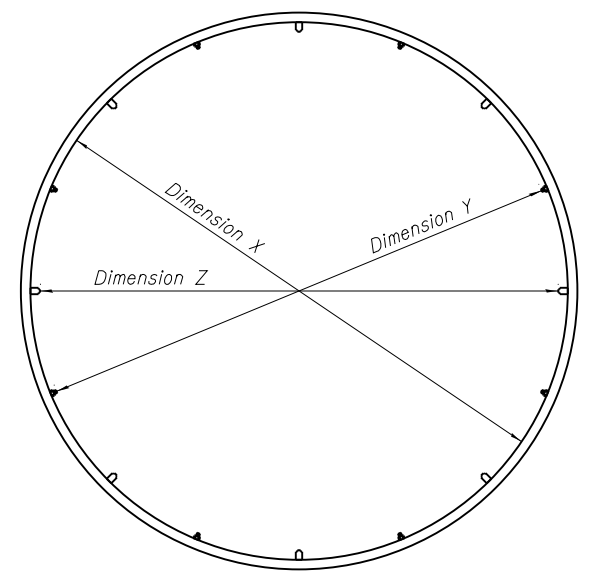


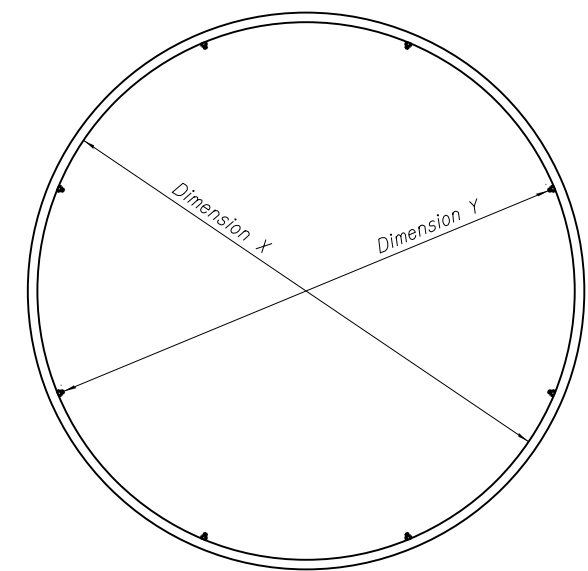
ELEVATION
Looking East



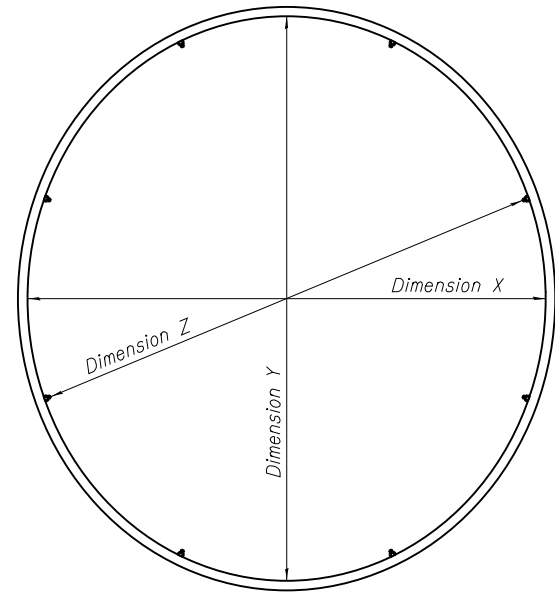
ELEVATION
Looking East



SECTION A-A



SECTION B-B



SECTION C-C

Segment A - Inside Clearances/Dimensions		
Dimension X	Clearance Inside Wall	14'-1"
Dimension Y	Clearance Between Bolts	13'-11"
Dimension Z	Clearance Between Grout Plugs	13'-9"

Segment B - Inside Clearances/Dimensions		
Dimension X	Clearance Inside Wall	14'-8"
Dimension Y	Clearance Between Bolts	14'-3"

Segment C - Inside Clearances/Dimensions			
		East Culvert	West Culvert
Dimension X	Clearance Inside Wall @ South End - Width	13'-5"	13'-0"
Dimension Y	Clearance Inside Wall @ South End - Height	14'-7"	14'-11"
Dimension Z	Clearance Between Bolts	14'-3"	14'-3"

GENERAL NOTES

1. There are three (3) distinct segments along the length of the culvert pipes. The first segment at the north, approximately 78 feet in length, is original construction of 14-foot ID CMP culverts. The second segment, approximately 92 feet in length, was previously repaired with 15-foot OD liner plates and the annular voids between the liner plates and the original pipe culvert sections were filled with grout. The third segment at the south, approximately 340 feet in length, is original construction of 14-foot ID ellipsed CMP culverts.
2. Dimensions shown in section tables are field measured dimensions of existing conditions.

FILE NAME = W:\Projects\2010\100120 PTB 157\25\cadd\Structural\Drawings\1-74 - 280 over Mud Creek\Cross Check Plans\0372008-64G80-002-ExistCulvert-Dtl.dgn