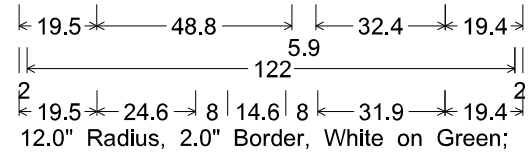
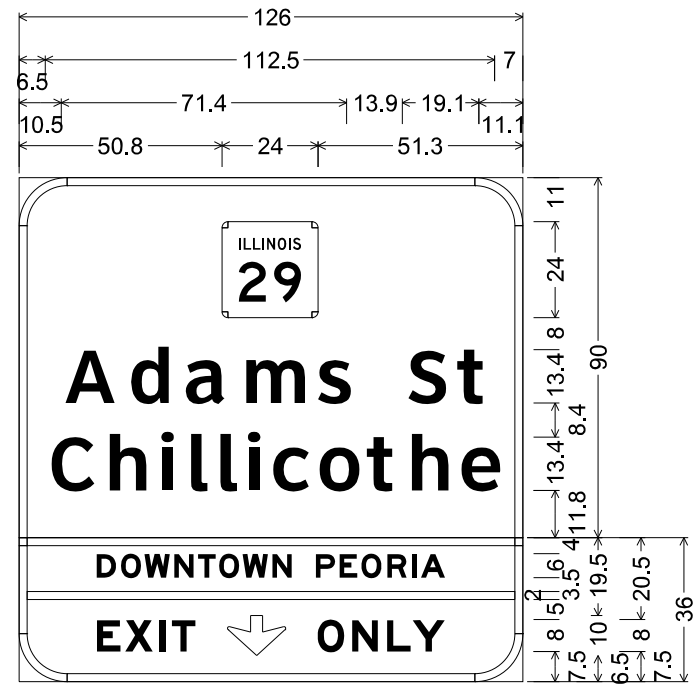


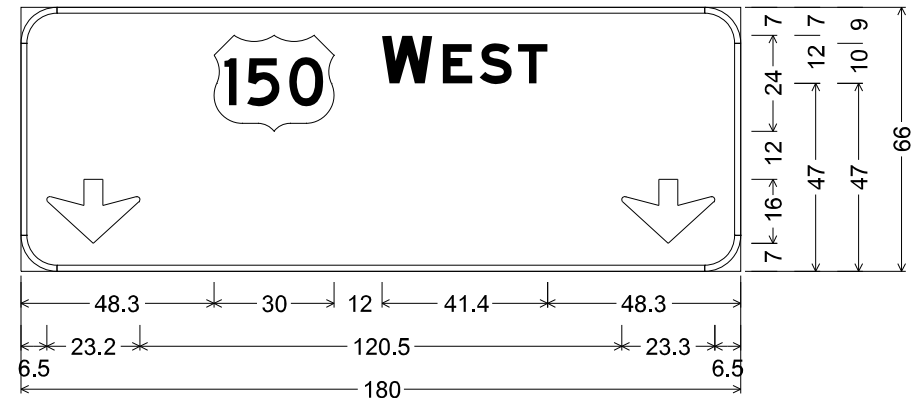
**SIGN 0-13A MONOTUBE
US 150 WB
MP 28.460**



12.0" Radius, 2.0" Border, White on Green;
[Adams St] ClearviewHwy-5-W;
[Chillicothe] ClearviewHwy-5-W-R;
12.0" Radius, 2.0" Border, Black on Yellow;
[DOWNTOWN PEORIA] E Mod 2K;
[EXIT] E Mod 2K; [ONLY] E Mod 2K;
Table of widths and spaces.

50.8		24.0	51.3																	
10.5	A	3.1	d	4.1	a	4.1	m	3.8	s	8.6										
	S	9.8	t	2.8	6.5	11.1														
6.5	C	11.0	h	3.1	i	3.9	l	4.3	l	3.1	c	2.5	o	2.3	t	3.3	h	3.8	e	7.0
19.5	D	4.8	O	1.3	W	0.8	N	1.0	T	0.9	O	0.9	W	1.0	N	4.9				
	P	6.0	E	4.9	O	1.0	R	1.5	I	1.1	A	1.1	6.0	19.5						
2.0		122.0	2.0																	
19.5	E	5.9	X	1.1	I	1.6	T	1.5	5.9	8.0		14.6								
	O	8.0	N	6.8	L	1.9	Y	0.4	8.1	19.5										

**SIGN 0-13B MONOTUBE
US 150 WB
MP 28.460**



9.0" Radius, 1.5" Border, White on Green;
[W EST] E Mod 2K;
Table of widths and spaces.

48.3		30.0	12.0	W	12.7	2.5	E	7.4	1.8	S	8.1	1.5	T	7.4	48.3
6.5		23.2	120.5		23.3	6.5									

STATE OF ILLINOIS
DEPARTMENT OF TRANSPORTATION

SIGN PANEL DETAILS

SCALE: SHEET OF SHEETS STA. TO STA.

F.A. RTE.	SECTION	COUNTY	TOTAL SHEETS	SHEET NO.
VAR.	VARIOUS	PEO/TAZ	44	20
CONTRACT NO. 68B07			ILLINOIS FED. AID PROJECT	