

STATE OF ILLINOIS
DEPARTMENT OF TRANSPORTATION
DIVISION OF HIGHWAYS

PLANS FOR PROPOSED
FEDERAL AID HIGHWAY

F.A.I. ROUTE 90/94 (DAN RYAN EXPRESSWAY)
SECTION 2006-040 I

PROJECT
INSTALLATION OF SURFACE ART MEDALLIONS
59TH STREET TO 51ST STREET
COOK COUNTY
C-91-095-07

INDEX OF SHEETS

SHEET DESCRIPTION

- 1 COVER SHEET, INDEX OF SHEETS, LIST OF ILLINOIS DOT HIGHWAY STANDARDS
- 2 GENERAL NOTES AND PROJECT COMMITMENTS
- 3 SUMMARY OF QUANTITIES
- 4-14 ALIGNMENT PLANS, SURVEY TIES AND CONTROL POINTS
- 15-15B. MEDALLION DETAILS AND NAME PLATE DETAILS
- 16 MOUNTING DETAIL
- 17-46 SURFACE ART MEDALLION LOCATION PLANS

DESIGN NUMBER

D-91-261-05

IDOT HIGHWAY STANDARDS

STANDARD DESCRIPTION

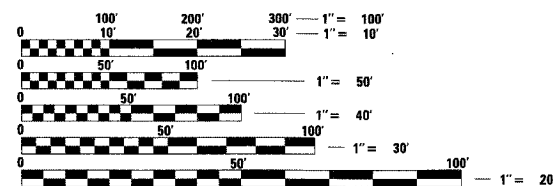
- 000001-04 STANDARD SYMBOLS, ABBREVIATIONS, AND PATTERNS
- 001006 DECIMAL OF AN INCH AND OF A FOOT

PROJECT LOCATED IN CITY OF CHICAGO

DESIGN DESIGNATION

NB LOCAL LANES: 8568 (35) URBAN INTERSTATE 264.46 (CRC-30)
SB LOCAL LANES: 6042 (35) URBAN INTERSTATE 264.46 (CRC-30)

| | ADT (2020) | DESIGN SPEED | POSTED SPEED |
|----------------|------------|--------------|--------------|
| NB LOCAL LANES | 140,775 | 60 | 45 |
| SB LOCAL LANES | 122,330 | 60 | 45 |



FULL SIZE PLANS HAVE BEEN PREPARED USING STANDARD ENGINEERING SCALES. REDUCED SIZED PLANS WILL NOT CONFORM TO STANDARD SCALES. IN MAKING MEASUREMENTS ON REDUCED PLANS, THE ABOVE SCALES MAY BE USED.

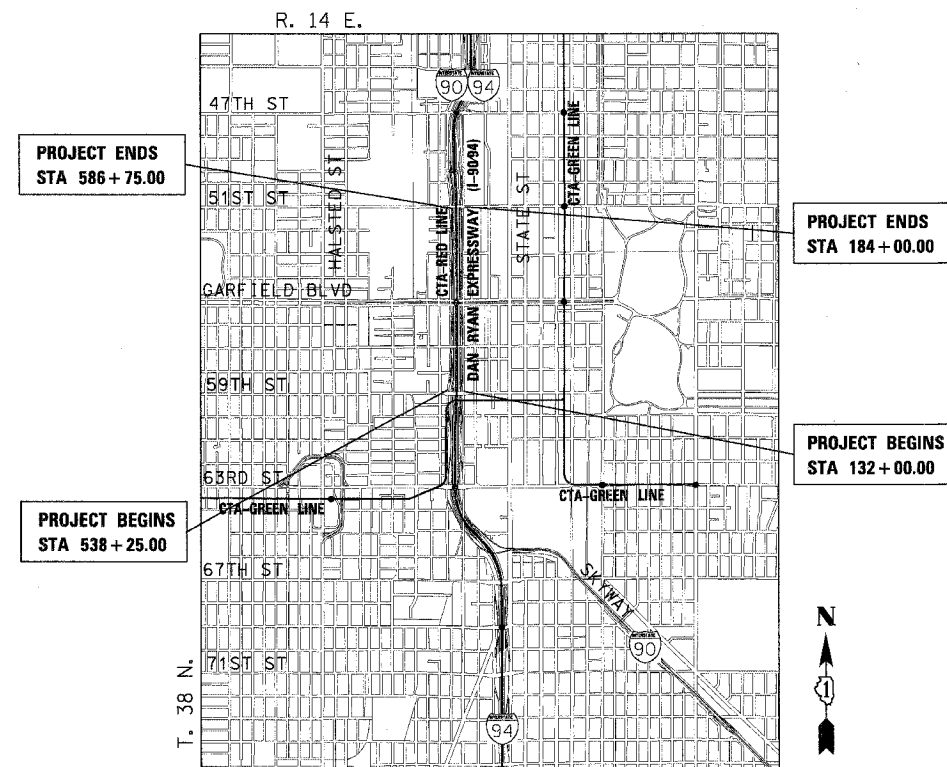
DIGGER:
CHICAGO UTILITY ALERT NETWORK
(312) 744-7000

CONTRACT NO. 60C02

DISTRICT ONE DESIGN/CONSULTANT SERVICES PROJECT MANAGER
RAJENDRA SHAH (847) 705-4555




LOCATION OF SECTION INDICATED THUS: -



LOCATION MAP

0 1/2 MILE 1 MILE
1" = 1/2 MILE
GROSS LENGTH OF PROJECT = 10,050 FT (1.903 MILES)
NET LENGTH OF PROJECT = 10,050 FT (1.903 MILES)



Robert M. Goveia
ROBERT M. GOVEIA
11/30/07 EXPIRES
10/22/06 DATE

STATE OF ILLINOIS
DEPARTMENT OF TRANSPORTATION
DIVISION OF HIGHWAYS

SUBMITTED OCT. 25 20 06

Diane O'Keefe
DEPUTY DIRECTOR OF HIGHWAYS, REGION ENGINEER

Ernie E. Hahn
ENGINEER OF DESIGN AND ENVIRONMENT

Milton R. Sew
DIRECTOR OF HIGHWAYS, CHIEF ENGINEER


PRINTED BY THE AUTHORITY
OF THE STATE OF ILLINOIS




| | | | | |
|-----------------------|------------|----------|------------------|-----------|
| F.A.I. RT# | SECTION | COUNTY | TOTAL SHEETS | SHEET NO. |
| 90/94 | 2006-040 1 | COOK | 46 | 15 |
| STA. | TO STA. | | | |
| FED. ROAD DIST. NO. 1 | | ILLINOIS | FED. AID PROJECT | |

60C02




F:\P\04068\GWIN_31-Medallions\SHA\Structural\MEDALLION_DET_A111.dwg




7'-0" DIAMETER MEDALLION - IDOT



7'-0" DIAMETER MEDALLION - BW1



4'-0" DIAMETER MEDALLION - BW1



4'-0" DIAMETER MEDALLION - BW2

CTE | AECOM



| REVISIONS | |
|----------------|----------|
| NAME | DATE |
| ADDENDUM NO. 1 | 02/23/07 |
| | |
| | |
| | |
| | |
| | |
| | |
| | |

1

SHEET MD1 OF 4

ILLINOIS DEPARTMENT OF TRANSPORTATION
 F.A.I. 90/94 (DAN RYAN EXPRESSWAY)
 MEDALLION CONTRACT
 (59TH STREET TO 51ST STREET)
 MEDALLION DETAILS

SCALE: None
 DATE: OCTOBER 23, 2006

DRAWN BY: RJ
 CHECKED BY: MJP


2/22/2007 4:22:20 PM

| | | | | |
|-----------------------|------------|------------------|--------------|-----------|
| F.A.I. RTE. | SECTION | COUNTY | TOTAL SHEETS | SHEET NO. |
| 90/94 | 2006-040 I | COOK | 46 | 15A |
| STA. | TO STA. | | | |
| FED. ROAD DIST. NO. 1 | ILLINOIS | FED. AID PROJECT | | |


60C02



4'-0" DIAMETER MEDALLION - ST1



4'-0" DIAMETER MEDALLION ST2



4'-0" DIAMETER MEDALLION - ST3



7'-0" DIAMETER MEDALLION - ST1

CTE | AECOM



| REVISIONS | |
|----------------|----------|
| NAME | DATE |
| ADDENDUM NO. 1 | 02/23/07 |
| | |
| | |
| | |
| | |
| | |
| | |
| | |
| | |

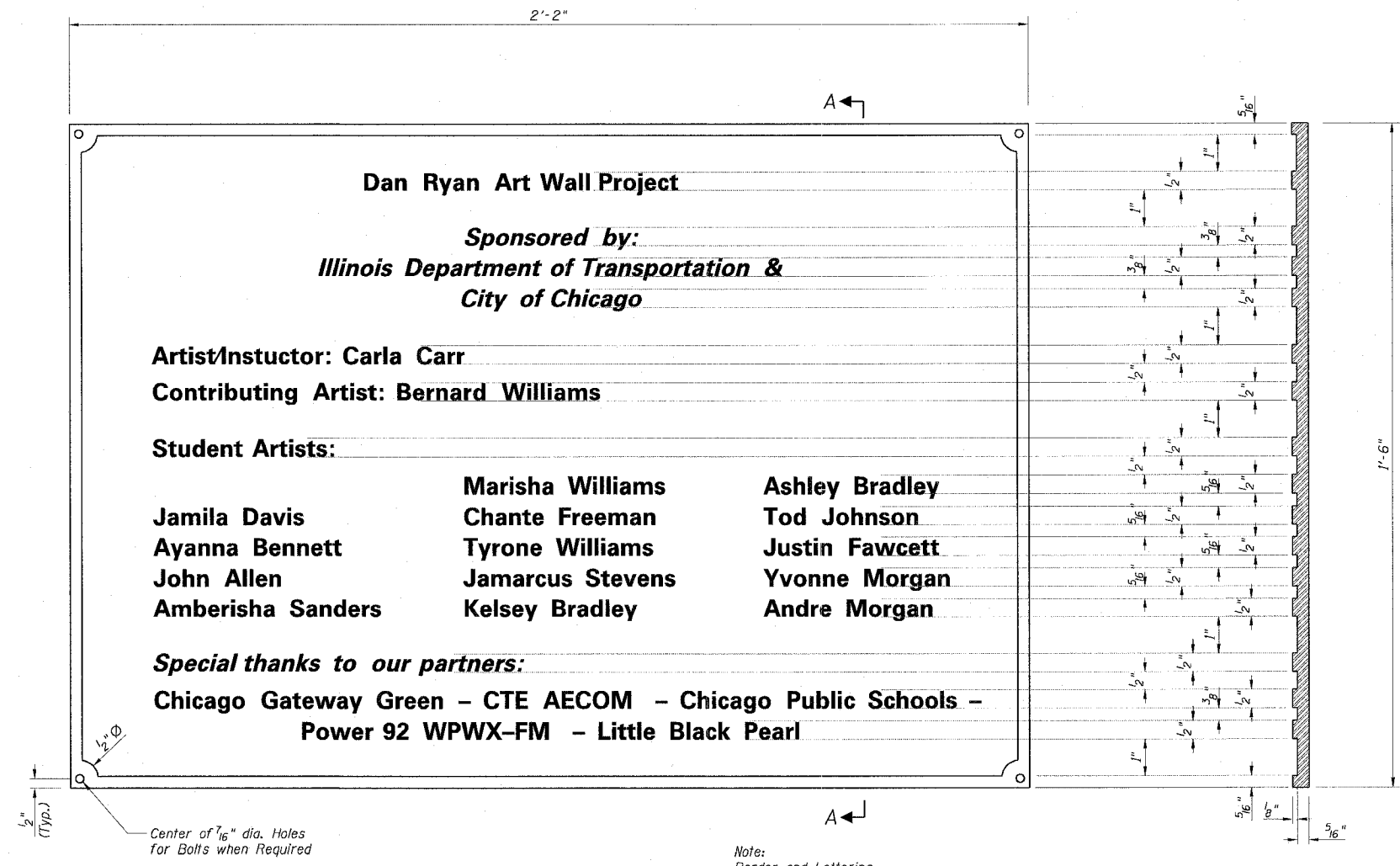
SHEET MD2 OF 4

ILLINOIS DEPARTMENT OF TRANSPORTATION
 F.A.I. 90/94 (DAN RYAN EXPRESSWAY)
 MEDALLION CONTRACT
 (59TH STREET TO 51ST STREET)
 MEDALLION DETAILS

SCALE: None
 DATE: OCTOBER 23, 2006

DRAWN BY: RJ
 CHECKED BY: MJP

F:\90466\CH11\31-Medallions\Str\Structural\MEDALLION DET A12.dwg 2/22/2007 2:04:47 PM



IDOT PLAQUE

SECTION A-A

Note:
 Border and Lettering:
 Raised 1/8", Square Cut and Not Tapered.
 Lettering Font = ARIAL

CTE | AECOM



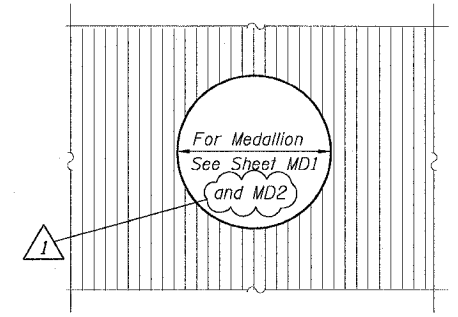
| REVISIONS | |
|----------------|----------|
| NAME | DATE |
| ADDENDUM NO. 1 | 02/23/07 |
| | |
| | |
| | |
| | |
| | |
| | |
| | |
| | |

SHEET MD3 OF 4
 ILLINOIS DEPARTMENT OF TRANSPORTATION
 F.A.I. 90/94 (DAN RYAN EXPRESSWAY)
 MEDALLION CONTRACT
 (59TH STREET TO 51ST STREET)
 MEDALLION DETAILS
 SCALE: None
 DATE: OCTOBER 23, 2006
 DRAWN BY: RJ
 CHECKED BY: MJP

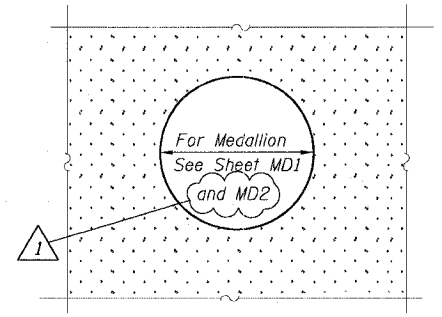
P:\P-0606\G1\A3-Medallions\Structure\Medallion_DET_A113.dwg 2/22/2007 4:59:30 PM

| | | | | |
|-----------------------|------------|------------------|--------------|-----------|
| F.A.I. RT.: | SECTION | COUNTY | TOTAL SHEETS | SHEET NO. |
| 90/94 | 2006-040 I | COOK | 46 | 16 |
| STA. | TO STA. | | | |
| FED. ROAD DIST. NO. 1 | ILLINOIS | FED. AID PROJECT | | |

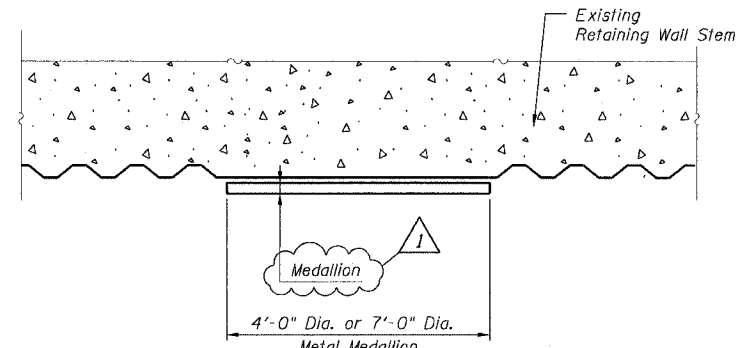
60C02



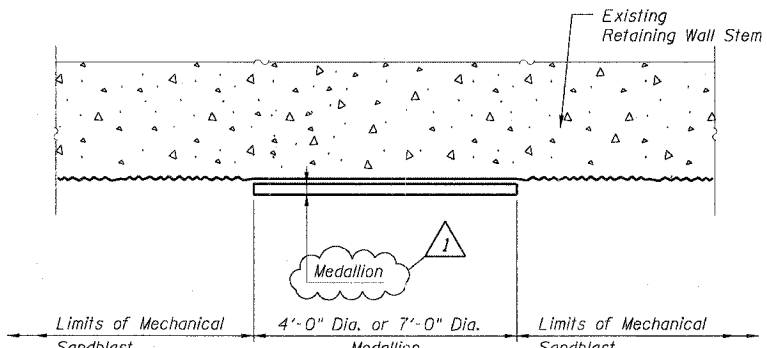
MEDALLION WITH RUSTICATION



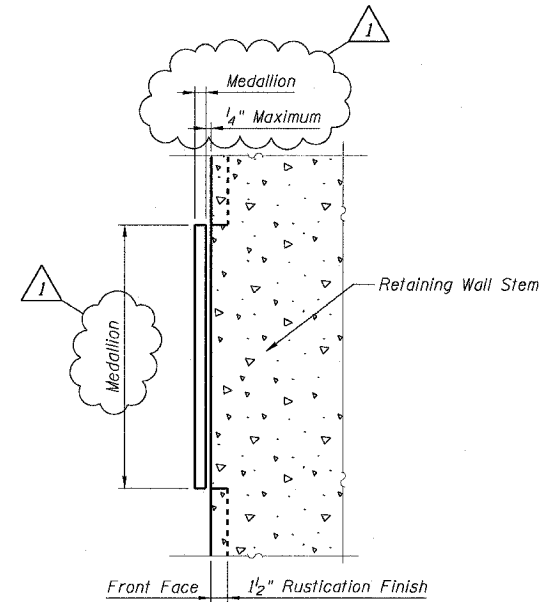
MEDALLION WITH MECHANICAL SANDBLAST



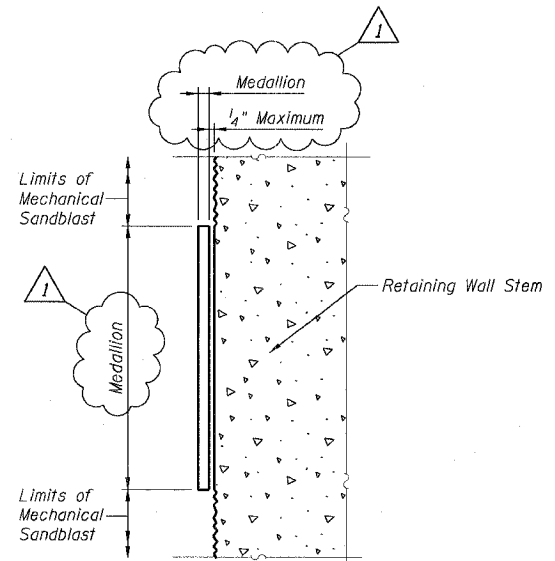
HORIZONTAL SECTION THROUGH MEDALLION SURFACE WITH RUSTICATION



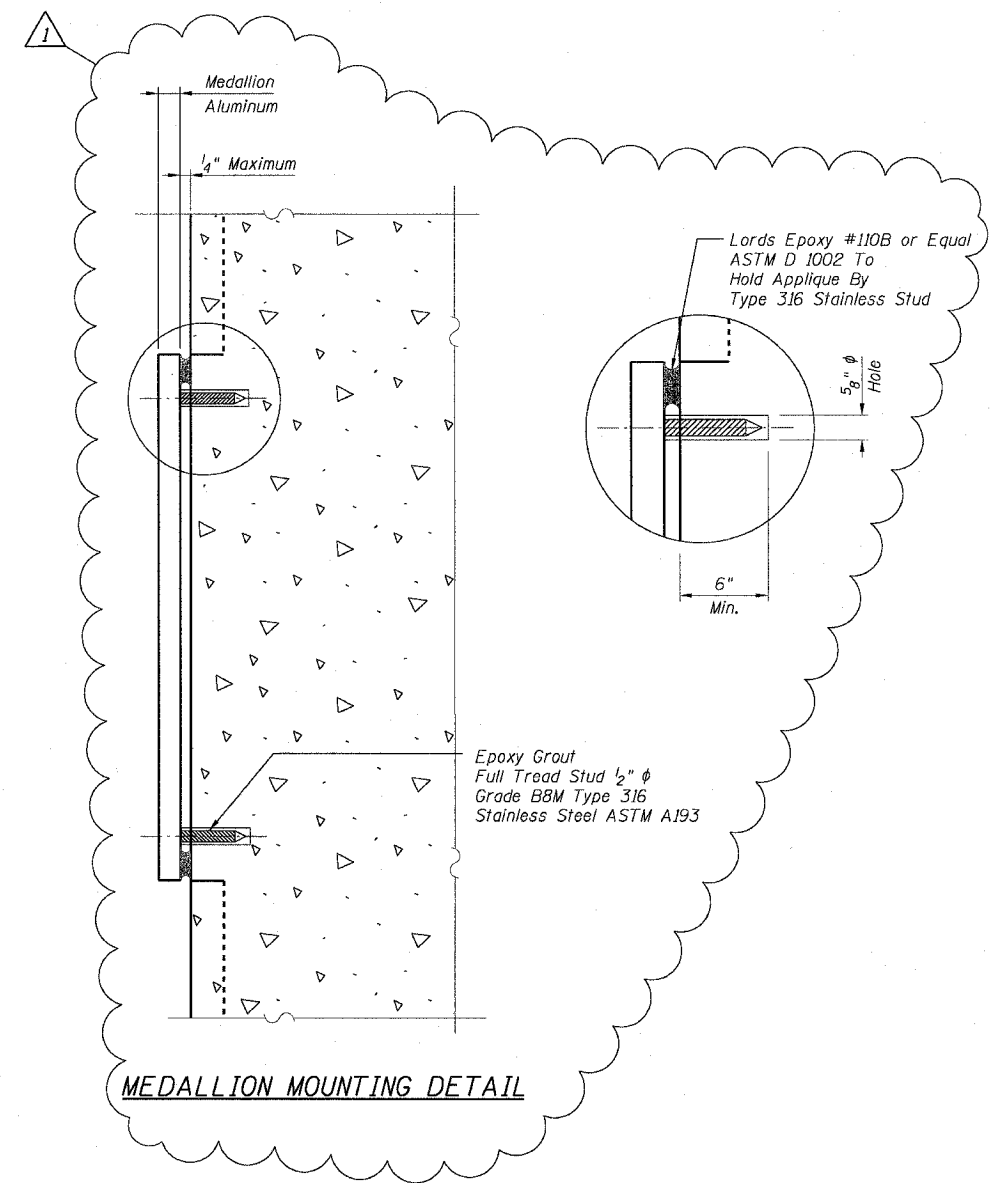
HORIZONTAL SECTION THROUGH MEDALLION SURFACE WITH MECHANICAL SANDBLAST



TYPICAL VERTICAL SECTION THRU MEDALLION



TYPICAL VERTICAL SECTION THRU MEDALLION



MEDALLION MOUNTING DETAIL

SHEET MD4 of 4

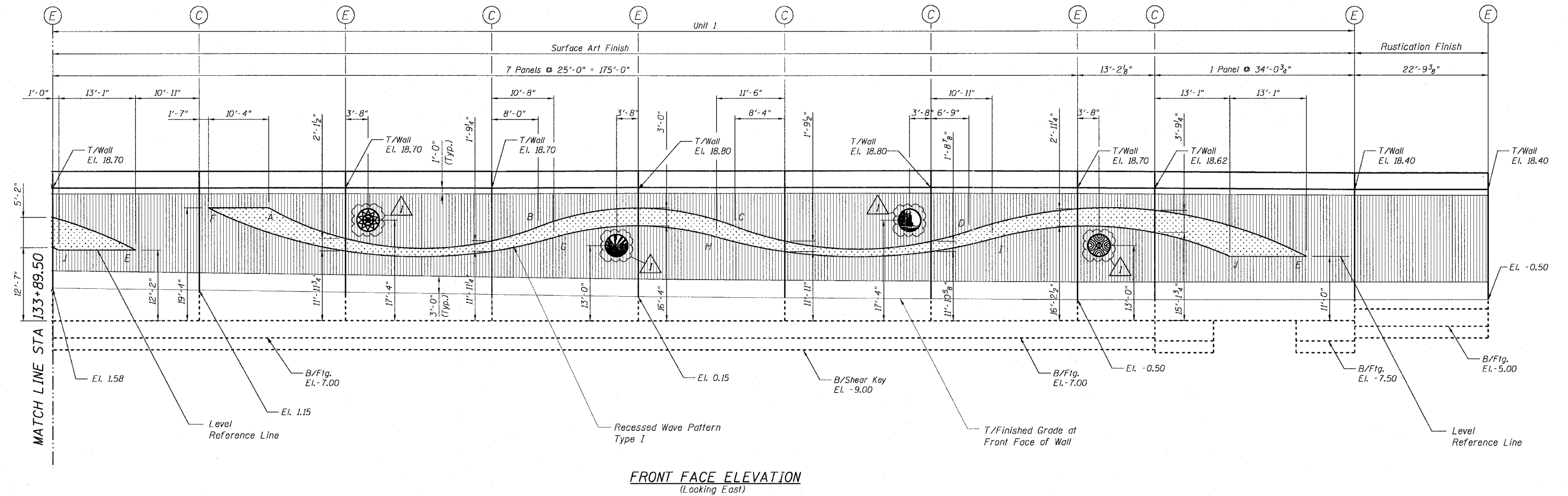
| REVISIONS | |
|----------------|----------|
| NAME | DATE |
| ADDENDUM NO. 1 | 02/23/07 |
| | |
| | |
| | |
| | |
| | |
| | |

ILLINOIS DEPARTMENT OF TRANSPORTATION
 F.A.I. 90/94 (DAN RYAN EXPRESSWAY)
 MEDALLION CONTRACT
 (59TH STREET TO 51ST STREET)
 MOUNTING DETAIL

SCALE: None
 DATE: OCTOBER 23, 2006
 DRAWN BY: RJ
 CHECKED BY: RDP

CTE | AECOM

2/22/2007 4:32:01 PM



LEGEND:

| | | | |
|--|---------------------------------|--|--------------------------------|
| | 7'-0" Diameter Medallion - IDOT | | 4'-0" Diameter Medallion - BW1 |
| | 7'-0" Diameter Medallion - BW1 | | 4'-0" Diameter Medallion - ST1 |
| | 7'-0" Diameter Medallion - ST1 | | 4'-0" Diameter Medallion - ST2 |
| | | | 4'-0" Diameter Medallion - ST3 |

NOTE:

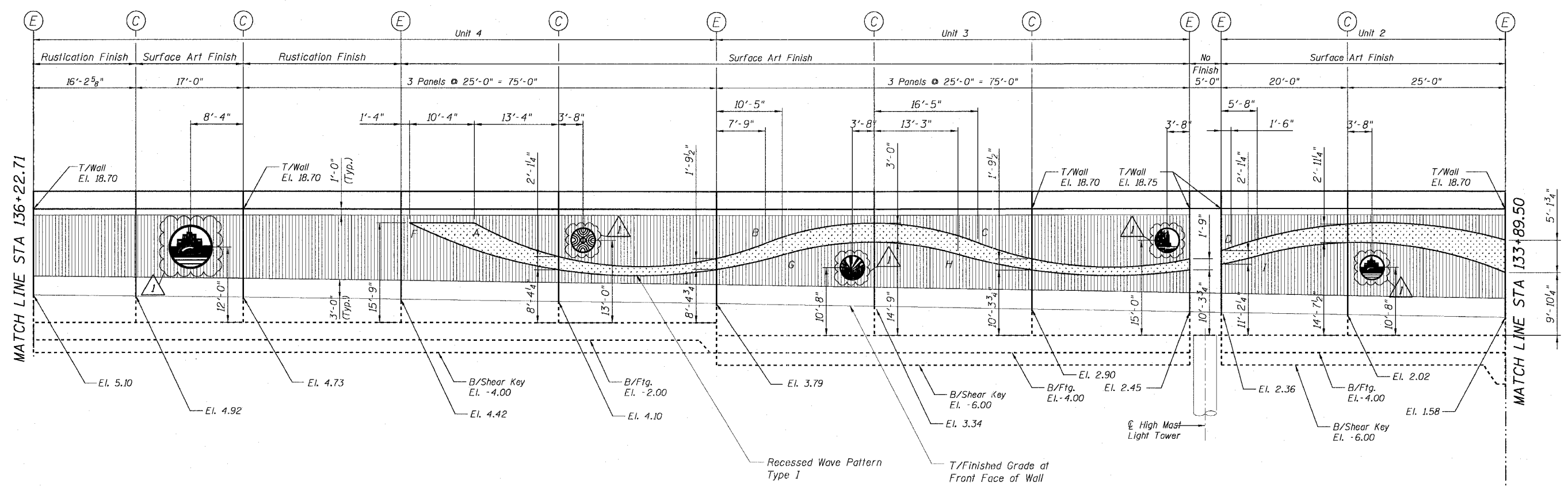
1. For Medallion Details, See Sheet MD1 and MD2.

Sheet 1 of 30

| REVISIONS | |
|----------------|----------|
| NAME | DATE |
| ADDENDUM NO. 1 | 02/23/07 |
| | |
| | |
| | |
| | |

ILLINOIS DEPARTMENT OF TRANSPORTATION
F.A.I. 90/94 (DAN RYAN EXPRESSWAY)
MEDALLION CONTRACT
(59TH STREET TO 51ST STREET)
SURFACE ART MEDALLION
LOCATION PLANS

SCALE: None DRAWN BY: RJ
DATE: OCTOBER 23, 2006 CHECKED BY: MP



LEGEND:

| | | | |
|--|---------------------------------|--|--------------------------------|
| | 7'-0" Diameter Medallion - IDOT | | 4'-0" Diameter Medallion - BW1 |
| | 7'-0" Diameter Medallion - BW1 | | 4'-0" Diameter Medallion - BW2 |
| | 7'-0" Diameter Medallion - ST1 | | 4'-0" Diameter Medallion - ST1 |
| | 7'-0" Diameter Medallion - ST2 | | 4'-0" Diameter Medallion - ST2 |
| | 7'-0" Diameter Medallion - ST3 | | 4'-0" Diameter Medallion - ST3 |

Rustication

Recessed Wave with Sandblast Finish

Mechanical Sandblast Finish

NOTE:
1. For Medallion Details, See Sheet MD1 and MD2.

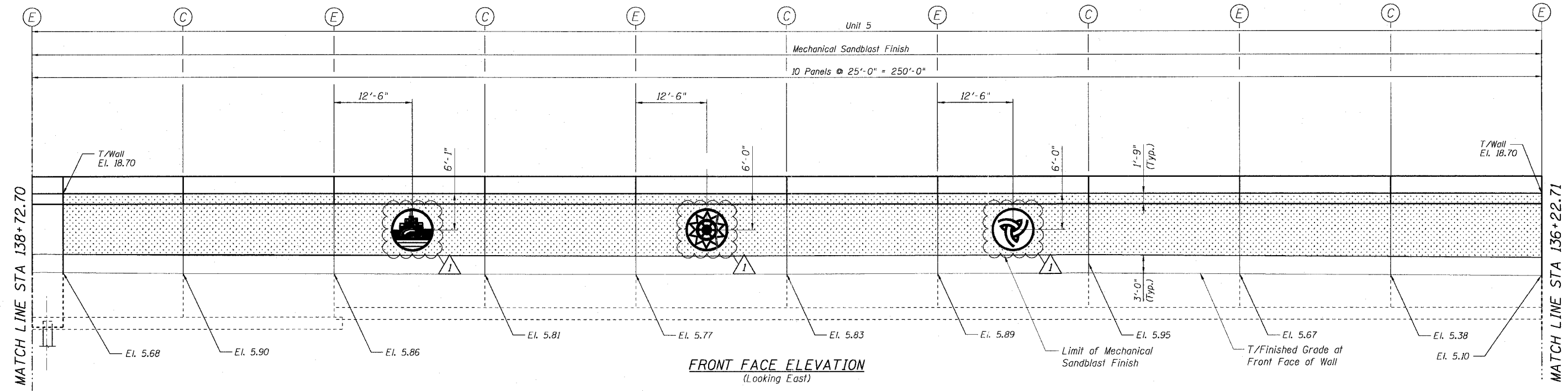
| REVISIONS | |
|----------------|----------|
| NAME | DATE |
| ADDENDUM NO. 1 | 02/23/07 |
| | |
| | |
| | |
| | |
| | |

ILLINOIS DEPARTMENT OF TRANSPORTATION
F.A.I. 90/94 (DAN RYAN EXPRESSWAY)
MEDALLION CONTRACT
(59TH STREET TO 51ST STREET)
SURFACE ART MEDALLION
LOCATIONS PLANS

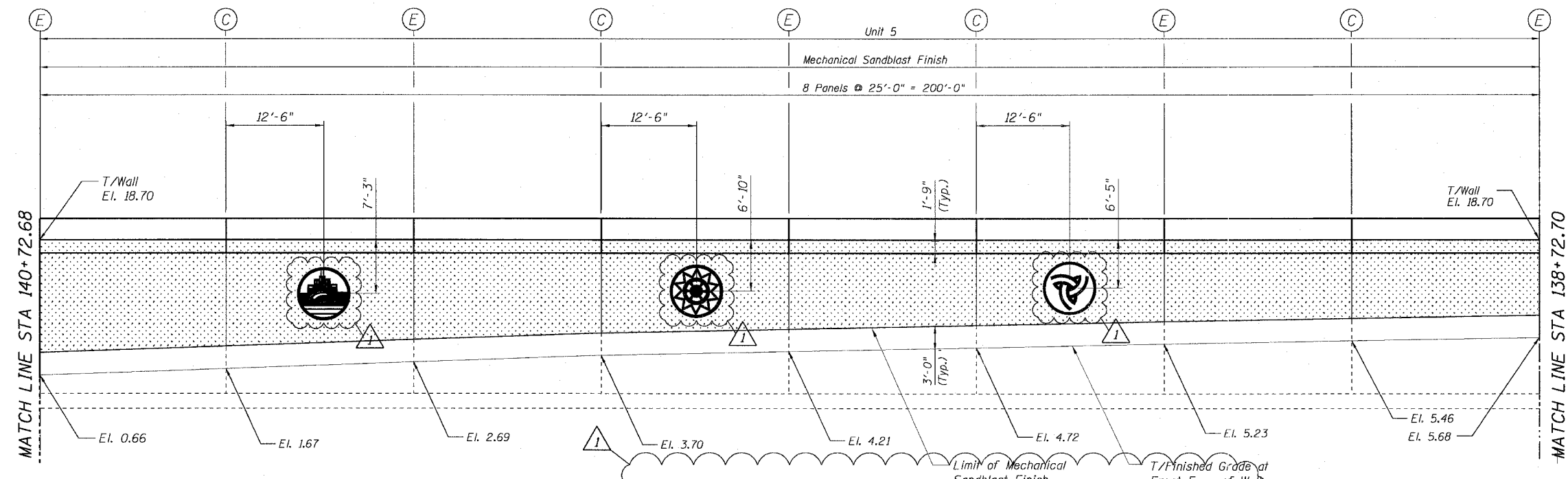
SCALE: None
DATE: OCTOBER 23, 2006
DRAWN BY: RJ
CHECKED BY: MP

| | | | | |
|-----------------------|------------|------------------|--------------|-----------|
| F.A.I. RTE. | SECTION | COUNTY | TOTAL SHEETS | SHEET NO. |
| 90/94 | 2006-040 1 | COOK | 46 | 19 |
| STA. | TO STA. | | | |
| FED. ROAD DIST. NO. 1 | ILLINOIS | FED. AID PROJECT | | |

60C02



FRONT FACE ELEVATION
(Looking East)



FRONT FACE ELEVATION
(Looking East)

NOTE:
1. For Medallion Details, See Sheet MD1 and MD2.

LEGEND:

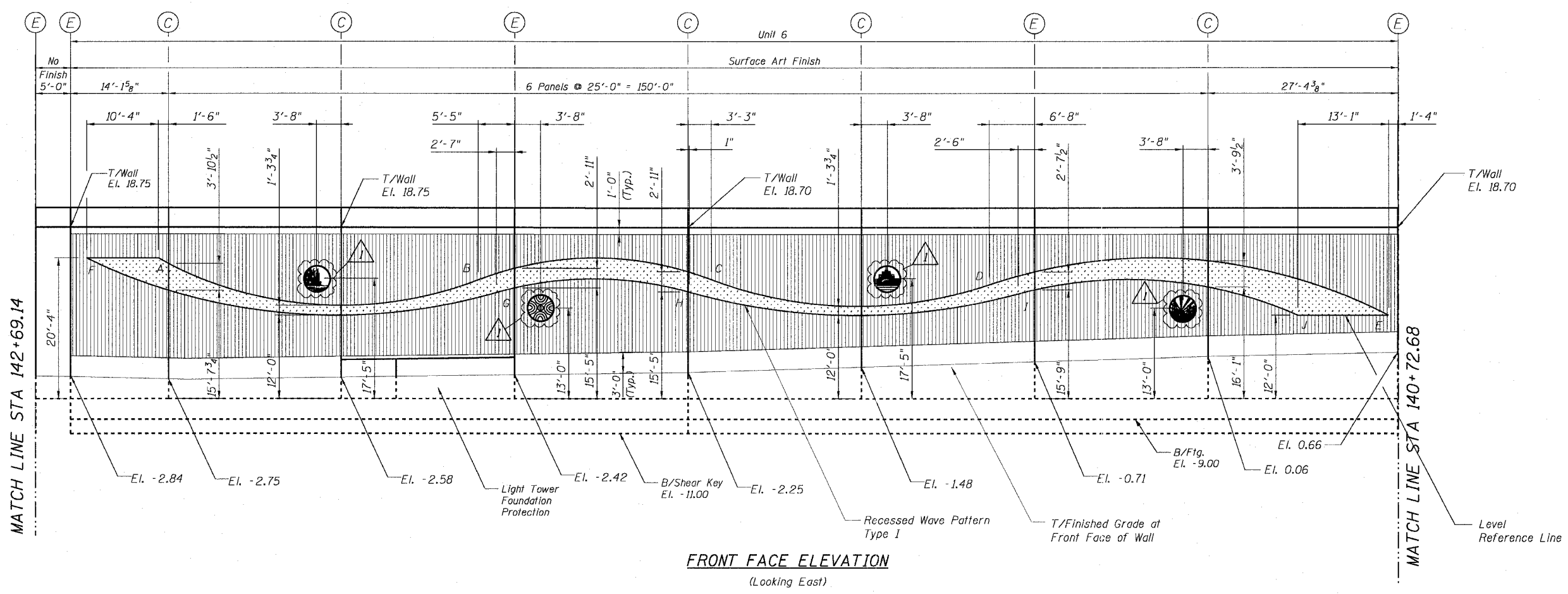
- 7'-0" Diameter Medallion - IDOT
- 7'-0" Diameter Medallion - BW1
- 7'-0" Diameter Medallion - ST1
- 4'-0" Diameter Medallion - BW1
- 4'-0" Diameter Medallion - BW2
- 4'-0" Diameter Medallion - ST1
- 4'-0" Diameter Medallion - ST2
- 4'-0" Diameter Medallion - ST3
- Rustication
- Recessed Wave with Sandblast Finish
- Mechanical Sandblast Finish

CTE | AECOM

| REVISIONS | |
|----------------|----------|
| NAME | DATE |
| ADDENDUM NO. 1 | 02/23/07 |
| | |
| | |
| | |
| | |
| | |
| | |

Sheet 3 of 30
ILLINOIS DEPARTMENT OF TRANSPORTATION
F.A.I. 90/94 (DAN RYAN EXPRESSWAY)
MEDALLION CONTRACT
(59TH STREET TO 51ST STREET)
SURFACE ART MEDALLION
LOCATION PLANS
SCALE: None
DATE: OCTOBER 23, 2006
DRAWN BY: RJ
CHECKED BY: MP

F:\P\40468\Civil\3-Medallions\SW\Structural\F310032A.dwg 2/22/2007 12:25:11 PM



LEGEND:

| | | | |
|--|---------------------------------|--|--------------------------------|
| | 7'-0" Diameter Medallion - IDOT | | 4'-0" Diameter Medallion - BW1 |
| | 7'-0" Diameter Medallion - BW1 | | 4'-0" Diameter Medallion - BW2 |
| | 7'-0" Diameter Medallion - ST1 | | 4'-0" Diameter Medallion - ST1 |
| | 7'-0" Diameter Medallion - ST1 | | 4'-0" Diameter Medallion - ST2 |
| | | | 4'-0" Diameter Medallion - ST3 |

Rustication

Recessed Wave with Sandblast Finish

Mechanical Sandblast Finish

NOTE:
1. For Medallion Details, See Sheet MD1 and MD2.

| REVISIONS | |
|----------------|----------|
| NAME | DATE |
| ADDENDUM NO. 1 | 02/23/07 |
| | |
| | |
| | |
| | |
| | |

Sheet 4 of 30

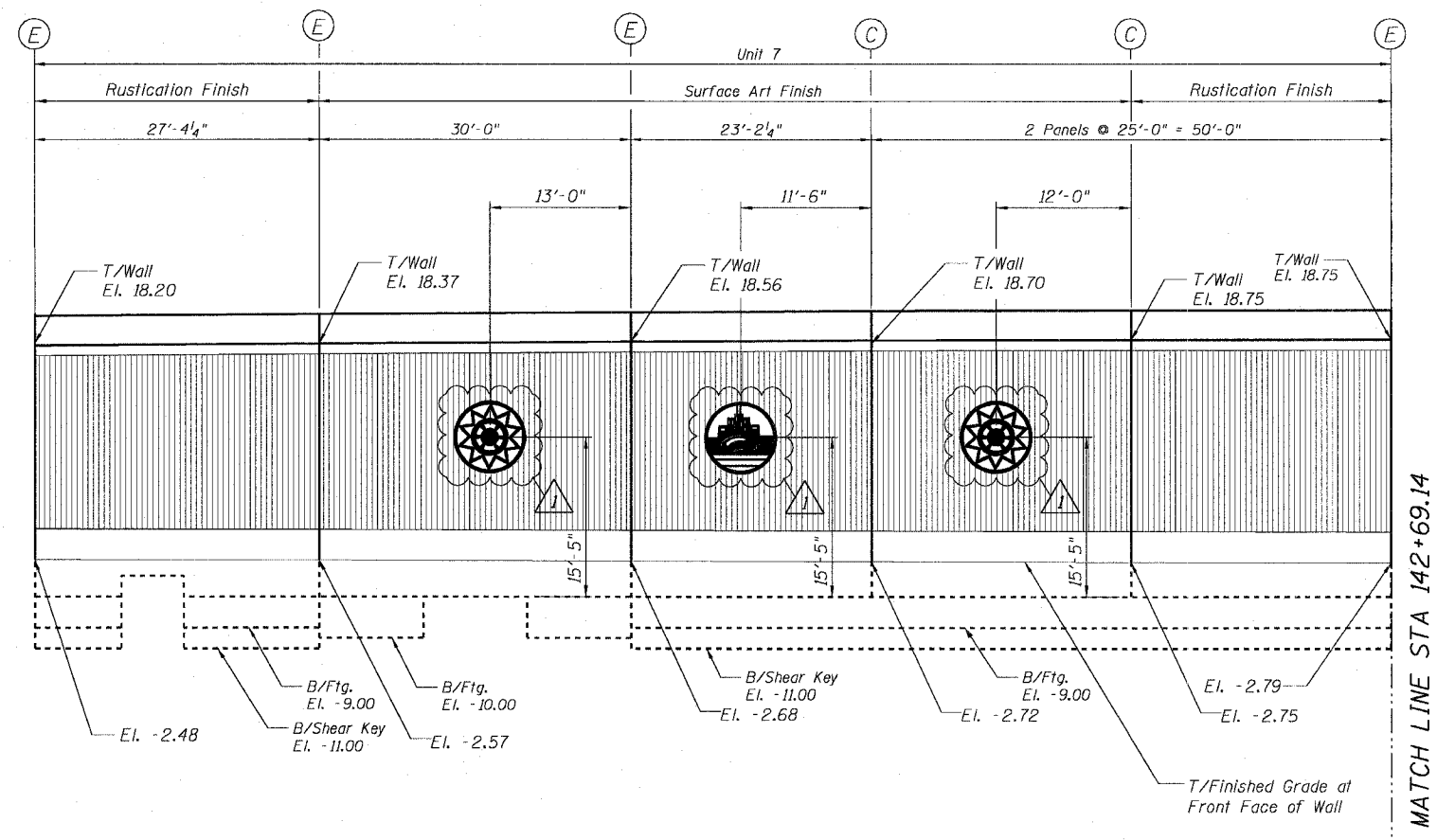
ILLINOIS DEPARTMENT OF TRANSPORTATION
F.A.I. 90/94 (DAN RYAN EXPRESSWAY)
MEDALLION CONTRACT
(59TH STREET TO 51ST STREET)
SURFACE ART MEDALLION
LOCATION PLANS

SCALE: None
DATE: OCTOBER 23, 2006

DRAWN BY: RJ
CHECKED BY: MP

CTE | AECOM

P:\P40669\01\31-Medallions\STA Structures\130042A.dwg 12:25:52 PM 2/22/2007



FRONT FACE ELEVATION
(Looking East)

| BILL OF MATERIAL | | |
|---------------------------------|------|----------|
| Item | Unit | Quantity |
| Medal Medallion, 7'-0" Diameter | Each | 10 |
| Medal Medallion, 4'-0" Diameter | Each | 12 |

LEGEND:

| | | | |
|--|---------------------------------|--|--------------------------------|
| | 7'-0" Diameter Medallion - IDOT | | 4'-0" Diameter Medallion - BW1 |
| | 7'-0" Diameter Medallion - BW1 | | 4'-0" Diameter Medallion - BW2 |
| | 7'-0" Diameter Medallion - ST1 | | 4'-0" Diameter Medallion - ST1 |
| | 7'-0" Diameter Medallion - ST2 | | 4'-0" Diameter Medallion - ST2 |
| | 7'-0" Diameter Medallion - ST3 | | 4'-0" Diameter Medallion - ST3 |

- Rustication
- Recessed Wave with Sandblast Finish
- Mechanical Sandblast Finish

NOTE:
1. For Medallion Details, See Sheet MD1 and MD2.

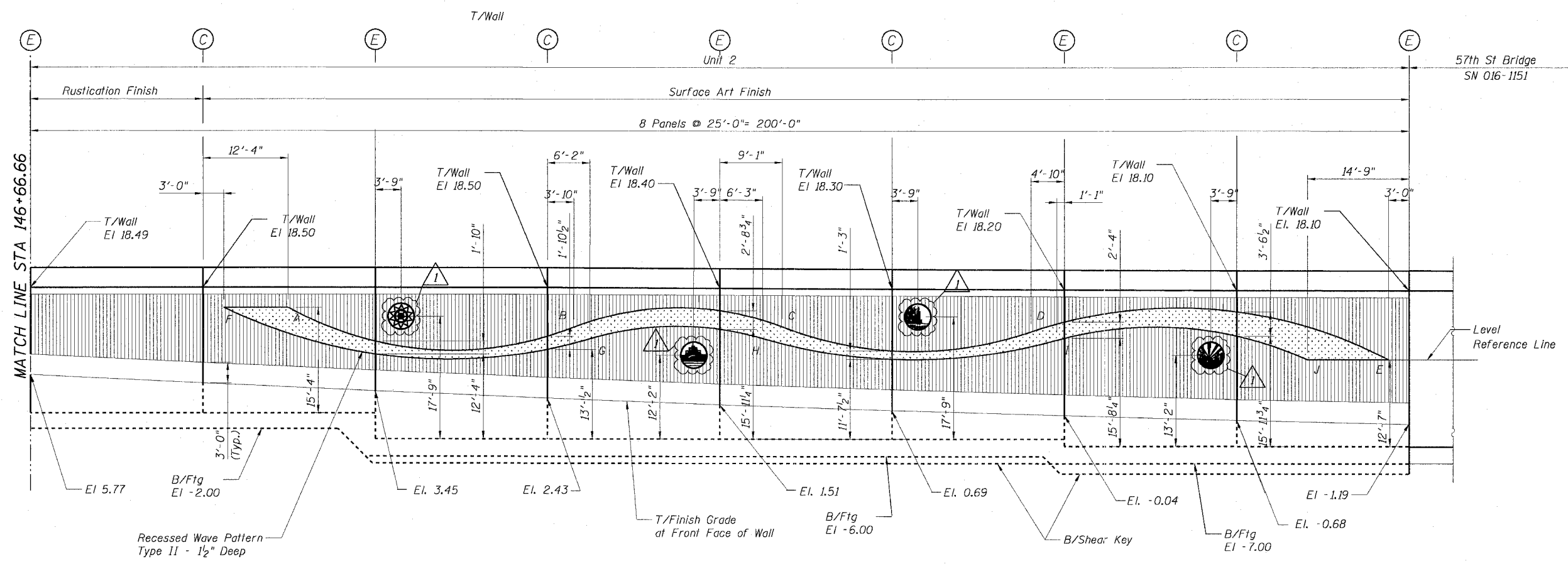
| REVISIONS | |
|----------------|----------|
| NAME | DATE |
| ADDENDUM NO. 1 | 02/23/07 |
| | |
| | |
| | |
| | |
| | |
| | |

Sheet 5 of 30

ILLINOIS DEPARTMENT OF TRANSPORTATION
F.A.I. 90/94 (DAN RYAN EXPRESSWAY)
MEDALLION CONTRACT
(59TH STREET TO 51ST STREET)
SURFACE ART MEDALLION
LOCATION PLANS

SCALE: None DRAWN BY: RJ
DATE: OCTOBER 23, 2006 CHECKED BY: MP

| | | | | |
|-----------------------|------------|------------------|--------------|-----------|
| F.A.I. RTE. | SECTION | COUNTY | TOTAL SHEETS | SHEET NO. |
| 90/94 | 2006-040 I | COOK | 46 | 22 |
| STA. | TO STA. | | | |
| FED. ROAD DIST. NO. 1 | ILLINOIS | FED. AID PROJECT | | 60C02 |



FRONT FACE ELEVATION

| BILL OF MATERIAL | | |
|---------------------------------|------|----------|
| Item | Unit | Quantity |
| Metal Medallion, 4'-0" Diameter | Each | 4 |

LEGEND:

| | | | |
|--|---------------------------------|--|--------------------------------|
| | 7'-0" Diameter Medallion - IDOT | | 4'-0" Diameter Medallion - BW1 |
| | 7'-0" Diameter Medallion - BW2 | | 4'-0" Diameter Medallion - ST1 |
| | 7'-0" Diameter Medallion - ST2 | | 4'-0" Diameter Medallion - ST3 |
| | 7'-0" Diameter Medallion - ST3 | | |

Rustication
 Recessed Wave with Sandblast Finish
 Mechanical Sandblast Finish

NOTE:
1. For Medallion Details, See Sheet MD1 and MD2.

Sheet 6 of 30

| REVISIONS | |
|----------------|----------|
| NAME | DATE |
| ADDENDUM NO. 1 | 02/23/07 |
| | |
| | |
| | |
| | |

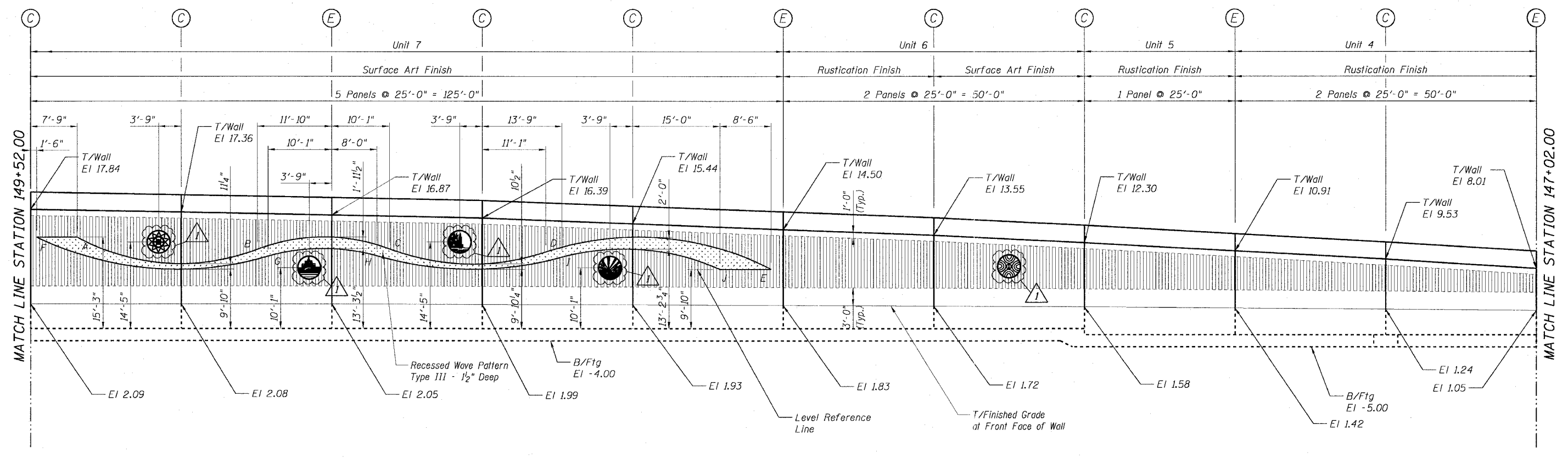
ILLINOIS DEPARTMENT OF TRANSPORTATION
F.A.I. 90/94 (DAN RYAN EXPRESSWAY)
MEDALLION CONTRACT
(59TH STREET TO 51ST STREET)
SURFACE ART MEDALLION
LOCATION PLANS

SCALE: NONE
DATE: OCTOBER 23, 2006

DRAWN BY: SR
CHECKED BY: MP

CTE | AECOM

2/22/2007 12:26:41 PM



LEGEND:

| | | | |
|--|---------------------------------|--|--------------------------------|
| | 7'-0" Diameter Medallion - IDOT | | 4'-0" Diameter Medallion - BW1 |
| | 7'-0" Diameter Medallion - BW1 | | 4'-0" Diameter Medallion - BW2 |
| | 7'-0" Diameter Medallion - ST1 | | 4'-0" Diameter Medallion - ST1 |
| | 7'-0" Diameter Medallion - ST2 | | 4'-0" Diameter Medallion - ST2 |
| | 7'-0" Diameter Medallion - ST3 | | 4'-0" Diameter Medallion - ST3 |

Rustication
 Recessed Wave with Sandblast Finish
 Mechanical Sandblast Finish

NOTE:
1. For Medallion Details, See Sheet MD1 and MD2.

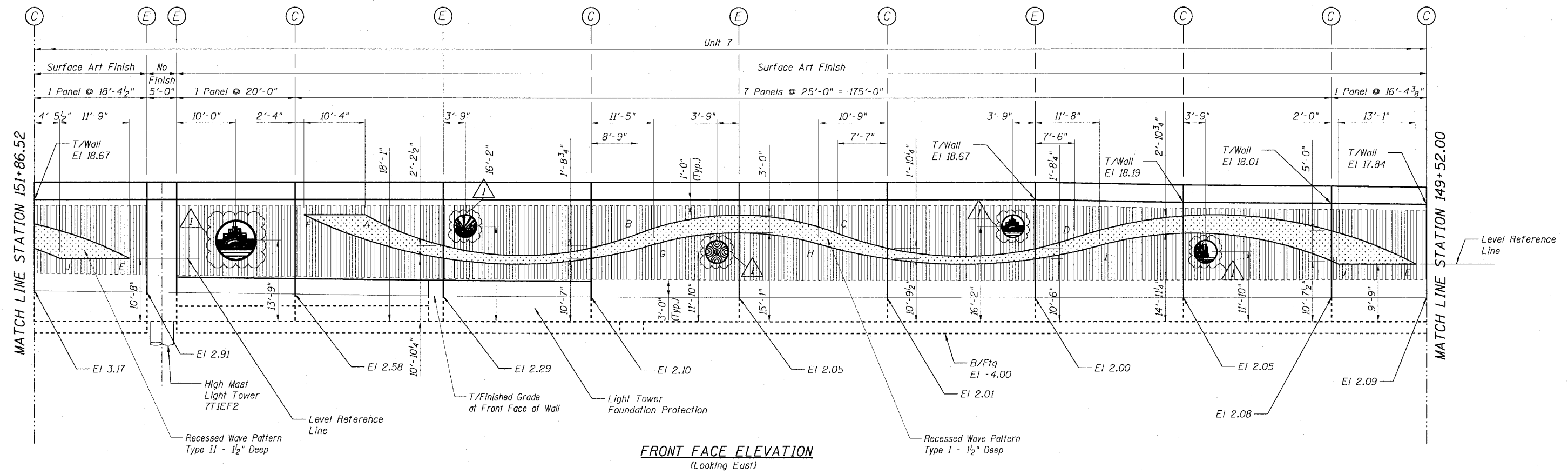
| REVISIONS | |
|----------------|----------|
| NAME | DATE |
| ADDENDUM NO. 1 | 02/23/07 |
| | |
| | |
| | |
| | |

Sheet 7 of 30

ILLINOIS DEPARTMENT OF TRANSPORTATION
F.A.I. 90/94 (DAN RYAN EXPRESSWAY)
MEDALLION CONTRACT
(59TH STREET TO 51ST STREET)
SURFACE ART MEDALLION
LOCATION PLANS

SCALE: None
DATE: OCTOBER 23, 2006

DRAWN BY: KWT
CHECKED BY: MJP



LEGEND:

| | | | |
|--|---------------------------------|--|--------------------------------|
| | 7'-0" Diameter Medallion - IDOT | | 4'-0" Diameter Medallion - BW1 |
| | 7'-0" Diameter Medallion - BW1 | | 4'-0" Diameter Medallion - BW2 |
| | 7'-0" Diameter Medallion - BW1 | | 4'-0" Diameter Medallion - ST1 |
| | 7'-0" Diameter Medallion - ST1 | | 4'-0" Diameter Medallion - ST2 |
| | 7'-0" Diameter Medallion - ST1 | | 4'-0" Diameter Medallion - ST3 |

Rustication

Recessed Wave with Sandblast Finish

Mechanical Sandblast Finish

NOTE:
1. For Medallion Details, See Sheet MD1 and MD2.

| REVISIONS | |
|----------------|----------|
| NAME | DATE |
| ADDENDUM NO. 1 | 02/23/07 |
| | |
| | |
| | |
| | |

Sheet 8 of 30

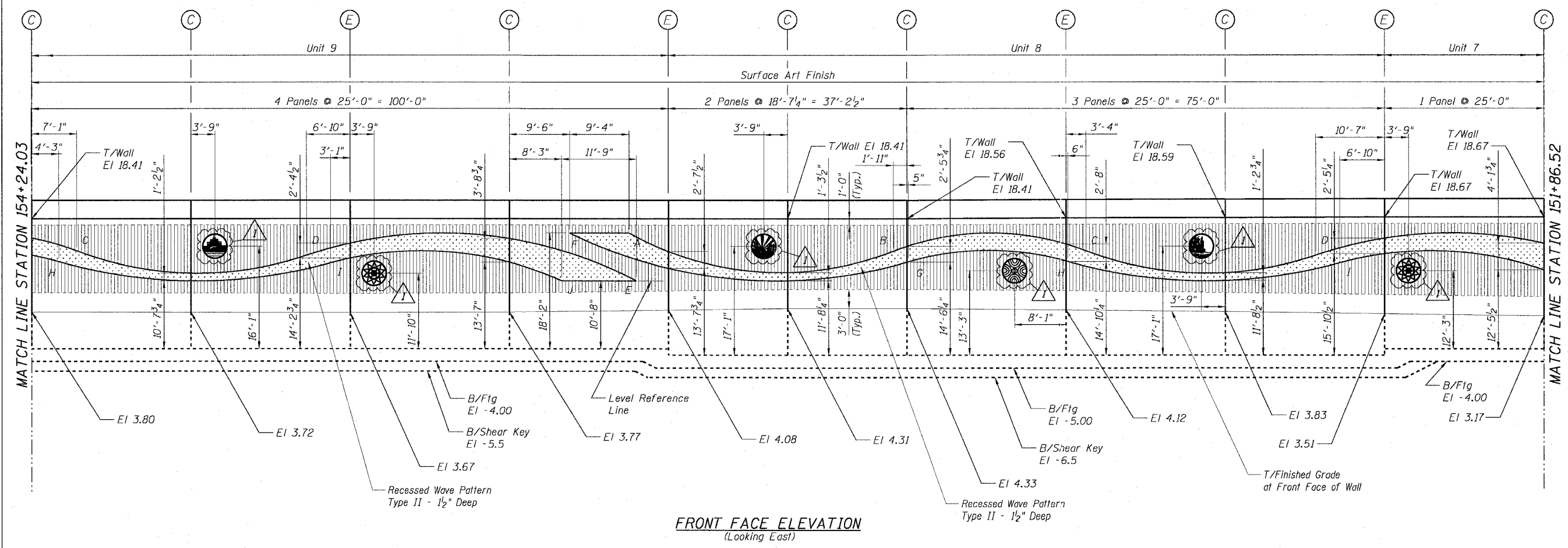
ILLINOIS DEPARTMENT OF TRANSPORTATION
F.A.I. 90/94 (DAN RYAN EXPRESSWAY)
MEDALLION CONTRACT
(59TH STREET TO 51ST STREET)
SURFACE ART MEDALLION
LOCATION PLANS

SCALE: None
DATE: OCTOBER 23, 2006

DRAWN BY: KWT
CHECKED BY: MJP

CTE | AECOM

F:\P\06080\01\31-Medallions\Structural\60C02A.dwg 2/22/2007 12:27:32 PM



LEGEND:

| | | | |
|--|---------------------------------|--|--------------------------------|
| | 7'-0" Diameter Medallion - IDOT | | 4'-0" Diameter Medallion - BW1 |
| | 7'-0" Diameter Medallion - BW1 | | 4'-0" Diameter Medallion - BW2 |
| | 7'-0" Diameter Medallion - ST1 | | 4'-0" Diameter Medallion - ST1 |
| | 7'-0" Diameter Medallion - ST2 | | 4'-0" Diameter Medallion - ST2 |
| | 7'-0" Diameter Medallion - ST3 | | 4'-0" Diameter Medallion - ST3 |

NOTE:
1. For Medallion Details, See Sheet MD1 and MD2.

| REVISIONS | |
|----------------|----------|
| NAME | DATE |
| ADDENDUM NO. 1 | 02/23/07 |
| | |
| | |
| | |
| | |
| | |
| | |
| | |
| | |

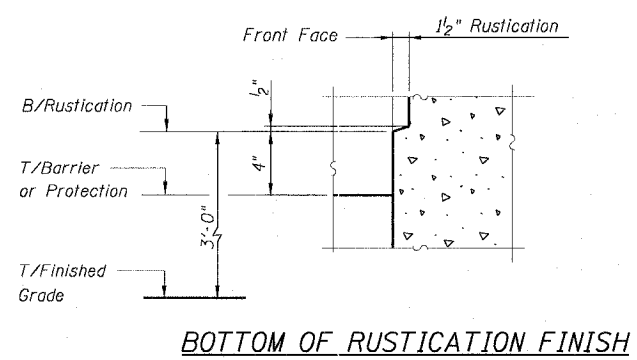
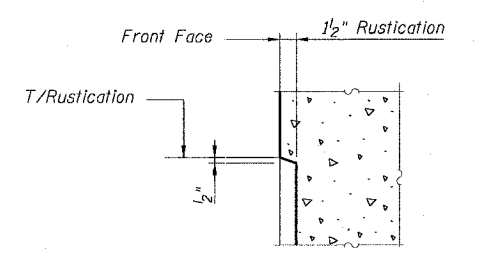
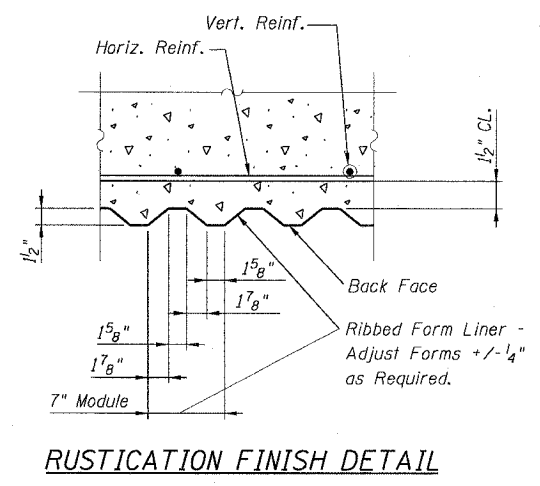
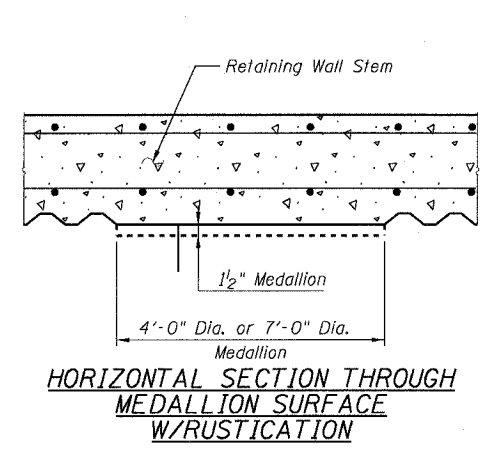
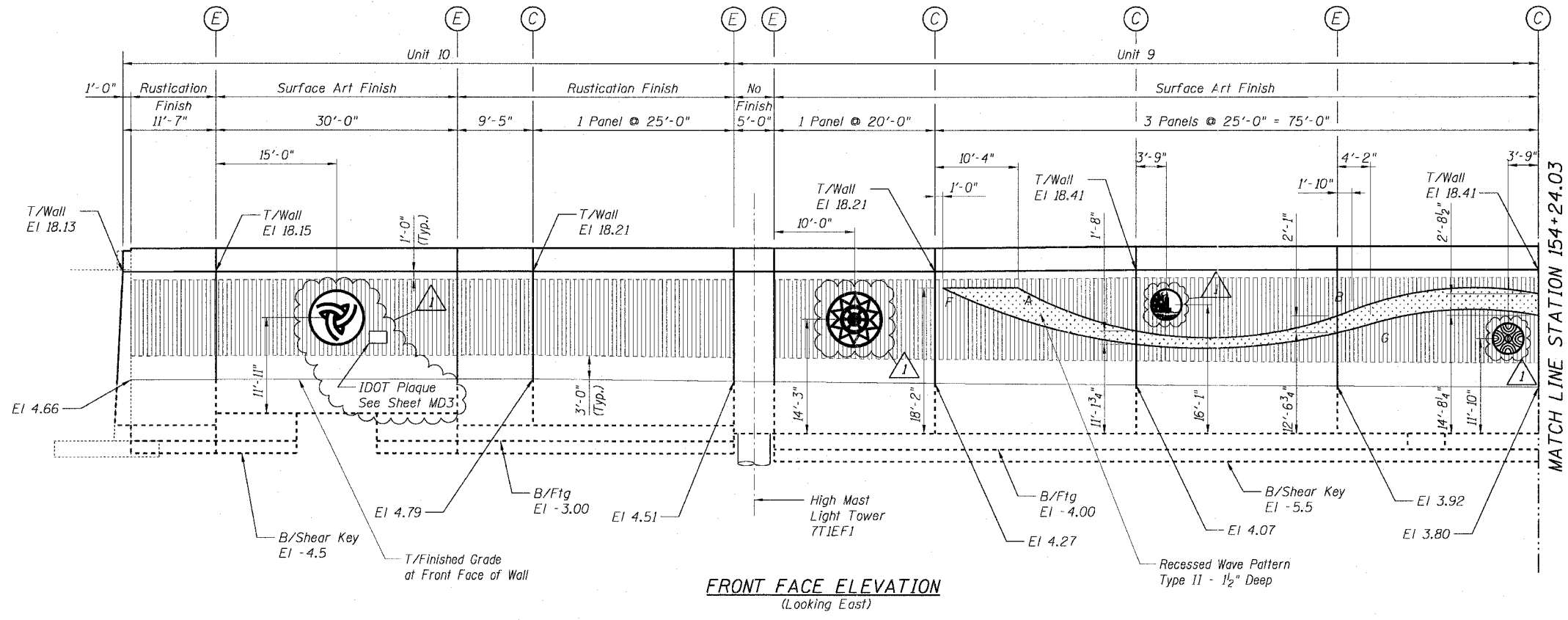
Sheet 9 of 30

ILLINOIS DEPARTMENT OF TRANSPORTATION
F.A.I. 90/94 (DAN RYAN EXPRESSWAY)
MEDALLION CONTRACT
(59TH STREET TO 51ST STREET)
SURFACE ART MEDALLION
LOCATION PLANS

SCALE: None
DATE: OCTOBER 23, 2006

DRAWN BY: KWT
CHECKED BY: MJP

F:\P\4066\60C\01\31-Medallions\SW\Structural\15100292A.dwg 2/22/2007 12:28:08 PM



- NOTES:**
1. For Medallion Details, See Sheet MD1 and MD2.
 2. For Legend, See Previous Sheet.

| BILL OF MATERIAL | | |
|---------------------------------|------|----------|
| Item | Unit | Quantity |
| Medal Medallion, 7'-0" Diameter | Each | 3 |
| Medal Medallion, 4'-0" Diameter | Each | 17 |

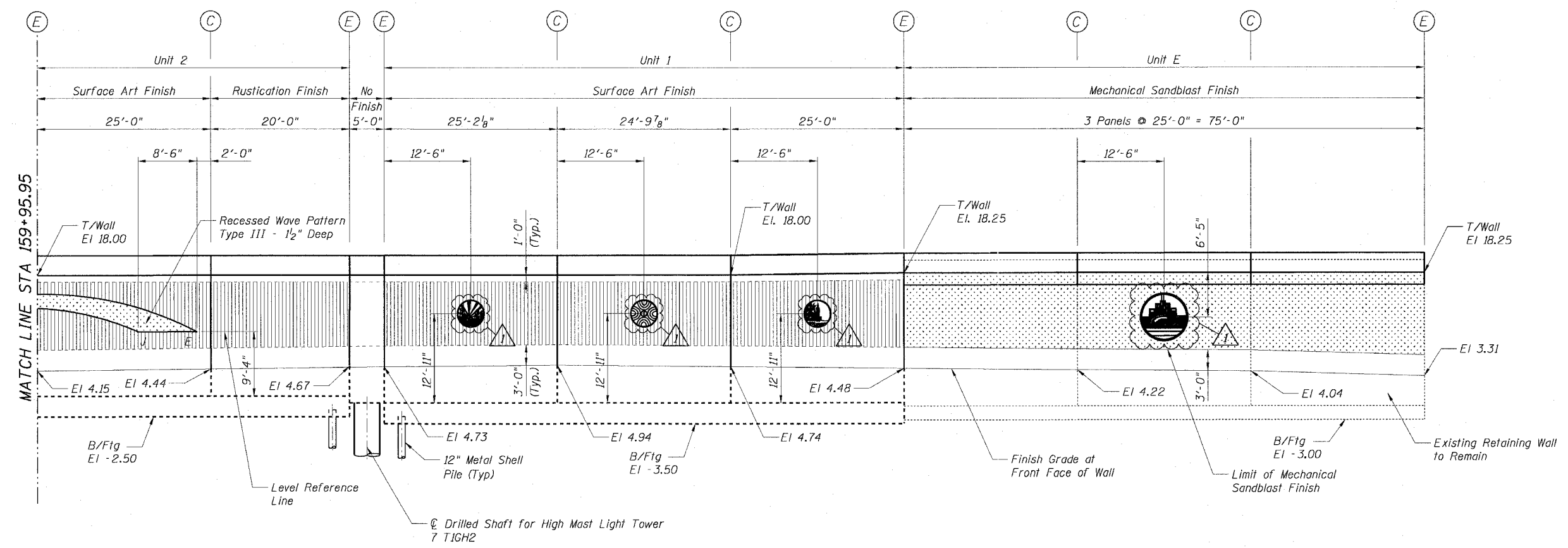
| REVISIONS | |
|----------------|----------|
| NAME | DATE |
| ADDENDUM NO. 1 | 02/23/07 |
| | |
| | |
| | |
| | |
| | |
| | |
| | |
| | |

Sheet 10 of 30

ILLINOIS DEPARTMENT OF TRANSPORTATION
F.A.I. 90/94 (DAN RYAN EXPRESSWAY)
MEDALLION CONTRACT
(59TH STREET TO 51ST STREET)
SURFACE ART MEDALLION
LOCATION PLANS

SCALE: None
DATE: OCTOBER 23, 2006

DRAWN BY: KWT
CHECKED BY: MJP



FRONT FACE ELEVATION

| BILL OF MATERIAL | | |
|---------------------------------|------|----------|
| Item | Unit | Quantity |
| Medal Medallion, 7'-0" Diameter | Each | 2 |
| Medal Medallion, 4'-0" Diameter | Each | 14 |

LEGEND:

| | | | |
|--|---------------------------------|--|--------------------------------|
| | 7'-0" Diameter Medallion - IDOT | | 4'-0" Diameter Medallion - BW1 |
| | 7'-0" Diameter Medallion - BW1 | | 4'-0" Diameter Medallion - BW2 |
| | 7'-0" Diameter Medallion - BW1 | | 4'-0" Diameter Medallion - ST1 |
| | 7'-0" Diameter Medallion - ST1 | | 4'-0" Diameter Medallion - ST2 |
| | | | 4'-0" Diameter Medallion - ST3 |

Rustication

Recessed Wave with Sandblast Finish

Mechanical Sandblast Finish

NOTE:
1. For Medallion Details, See Sheet MD1 and MD2.

| REVISIONS | |
|----------------|----------|
| NAME | DATE |
| ADDENDUM NO. 1 | 02/23/07 |
| | |
| | |
| | |
| | |

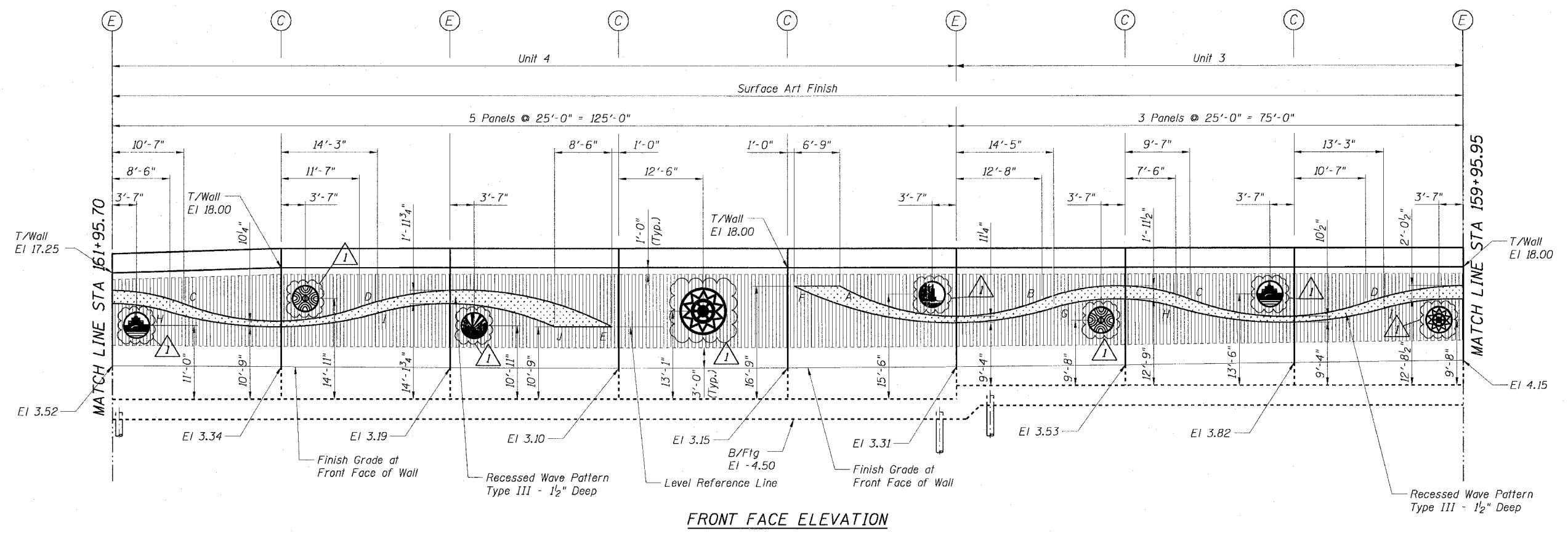
Sheet 11 of 30

ILLINOIS DEPARTMENT OF TRANSPORTATION
F.A.I. 90/94 (DAN RYAN EXPRESSWAY)
MEDALLION CONTRACT
(59TH STREET TO 51ST STREET)
PROPOSED IMPROVEMENT
47th STREET TO 71st STREET

SCALE: None
DATE: OCTOBER 23, 2006

DRAWN BY: KWT
CHECKED BY: MJP

F:\P\466\040\1\3\1\Medallions\SHA\Structure\11\60C02.dwg 12/22/2007 12:29:38 PM



FRONT FACE ELEVATION

LEGEND:

| | | | |
|--|---------------------------------|--|--------------------------------|
| | 7'-0" Diameter Medallion - IDOT | | 4'-0" Diameter Medallion - BW1 |
| | 7'-0" Diameter Medallion - BW1 | | 4'-0" Diameter Medallion - BW2 |
| | 7'-0" Diameter Medallion - ST1 | | 4'-0" Diameter Medallion - ST1 |
| | 7'-0" Diameter Medallion - ST2 | | 4'-0" Diameter Medallion - ST2 |
| | 7'-0" Diameter Medallion - ST3 | | 4'-0" Diameter Medallion - ST3 |

| | |
|--|-------------------------------------|
| | Rustication |
| | Recessed Wave with Sandblast Finish |
| | Mechanical Sandblast Finish |

NOTE:
1. For Medallion Details, See Sheet MD1 and MD2.

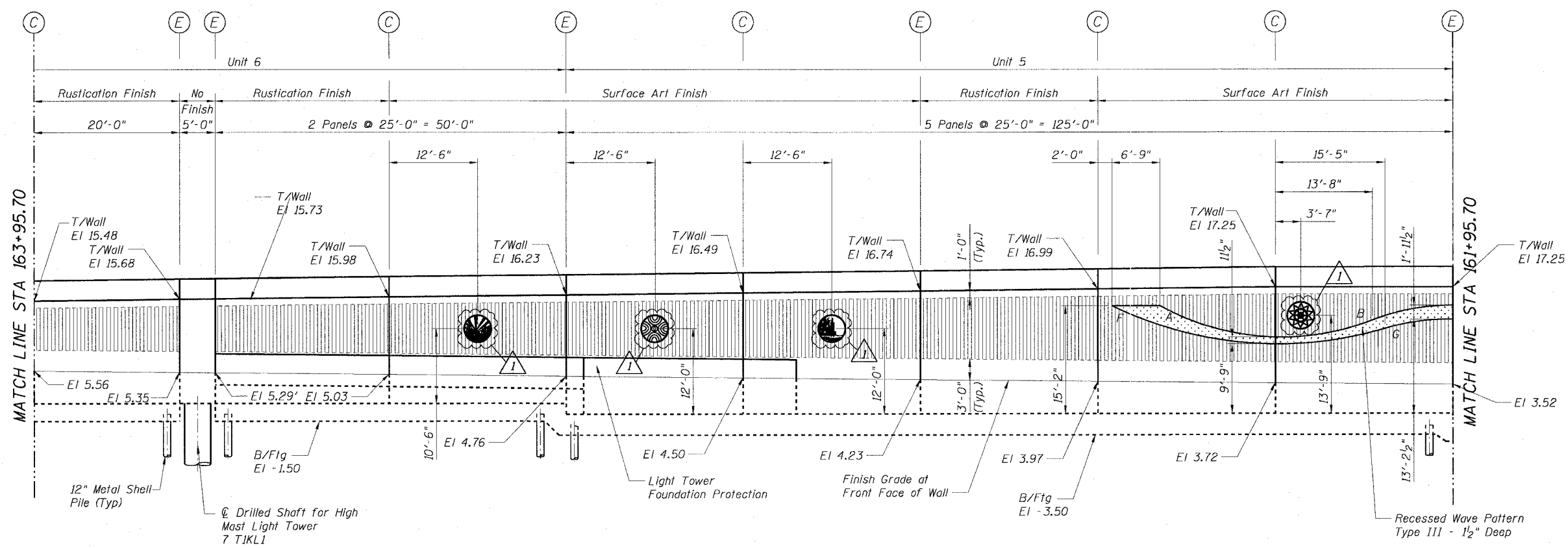
| REVISIONS | |
|----------------|----------|
| NAME | DATE |
| ADDENDUM NO. 1 | 02/23/07 |
| | |
| | |
| | |
| | |
| | |
| | |

Sheet 12 of 30

ILLINOIS DEPARTMENT OF TRANSPORTATION
F.A.I. 90/94 (DAN RYAN EXPRESSWAY)
MEDALLION CONTRACT
(59TH STREET TO 51ST STREET)
SURFACE ART MEDALLION
LOCATION PLANS

SCALE: None
DATE: OCTOBER 23, 2006
DRAWN BY: KWT
CHECKED BY: MJP

F:\P\4046\WIN-31-Medallions\SW\Structural\F31022A.RVT 2/22/2007 12:30:01 PM



FRONT FACE ELEVATION

LEGEND:

| | | | |
|--|---------------------------------|--|--------------------------------|
| | 7'-0" Diameter Medallion - IDOT | | 4'-0" Diameter Medallion - BW1 |
| | 7'-0" Diameter Medallion - BW1 | | 4'-0" Diameter Medallion - ST1 |
| | 7'-0" Diameter Medallion - ST1 | | 4'-0" Diameter Medallion - ST2 |
| | | | 4'-0" Diameter Medallion - ST3 |

| | |
|--|-------------------------------------|
| | Rustication |
| | Recessed Wave with Sandblast Finish |
| | Mechanical Sandblast Finish |

NOTE:
1. For Medallion Details, See Sheet MD1 and MD2.

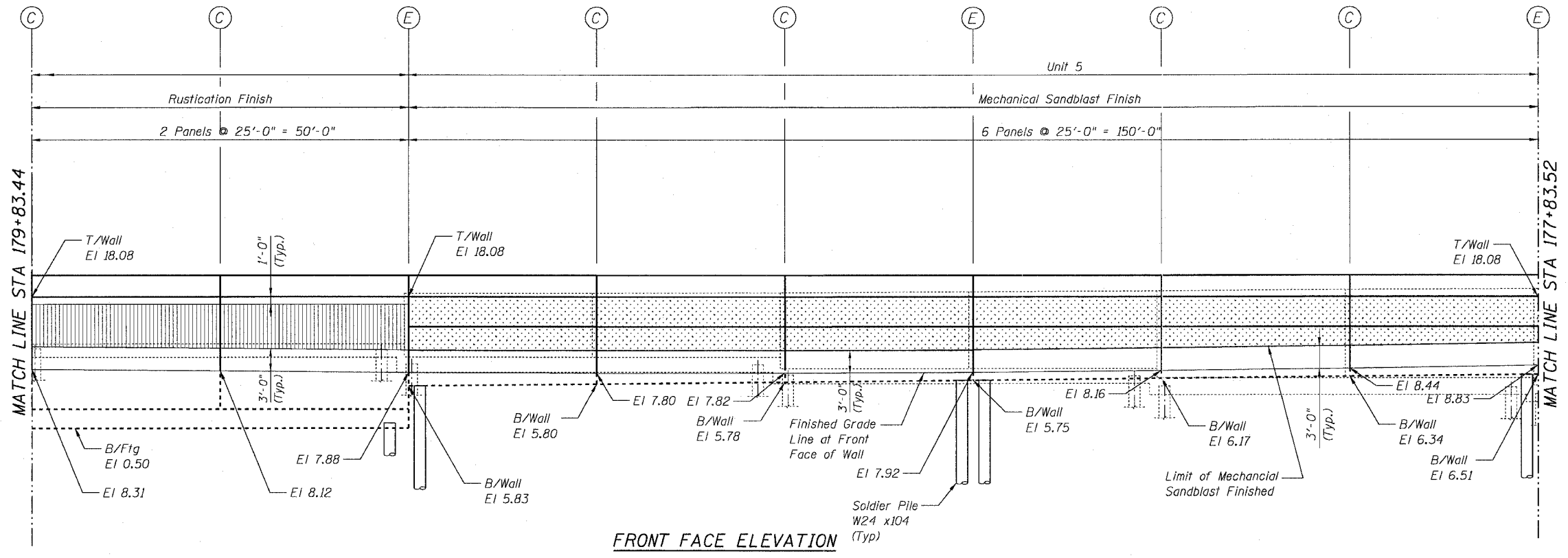
| REVISIONS | |
|----------------|----------|
| NAME | DATE |
| ADDENDUM NO. 1 | 02/23/07 |
| | |
| | |
| | |
| | |
| | |
| | |
| | |

Sheet 13 of 30
ILLINOIS DEPARTMENT OF TRANSPORTATION
F.A.I. 90/94 (DAN RYAN EXPRESSWAY)
MEDALLION CONTRACT
(59TH STREET TO 51ST STREET)
SURFACE ART MEDALLION
LOCATION PLANS
SCALE: None
DATE: OCTOBER 23, 2006
DRAWN BY: KWT
CHECKED BY: MJP

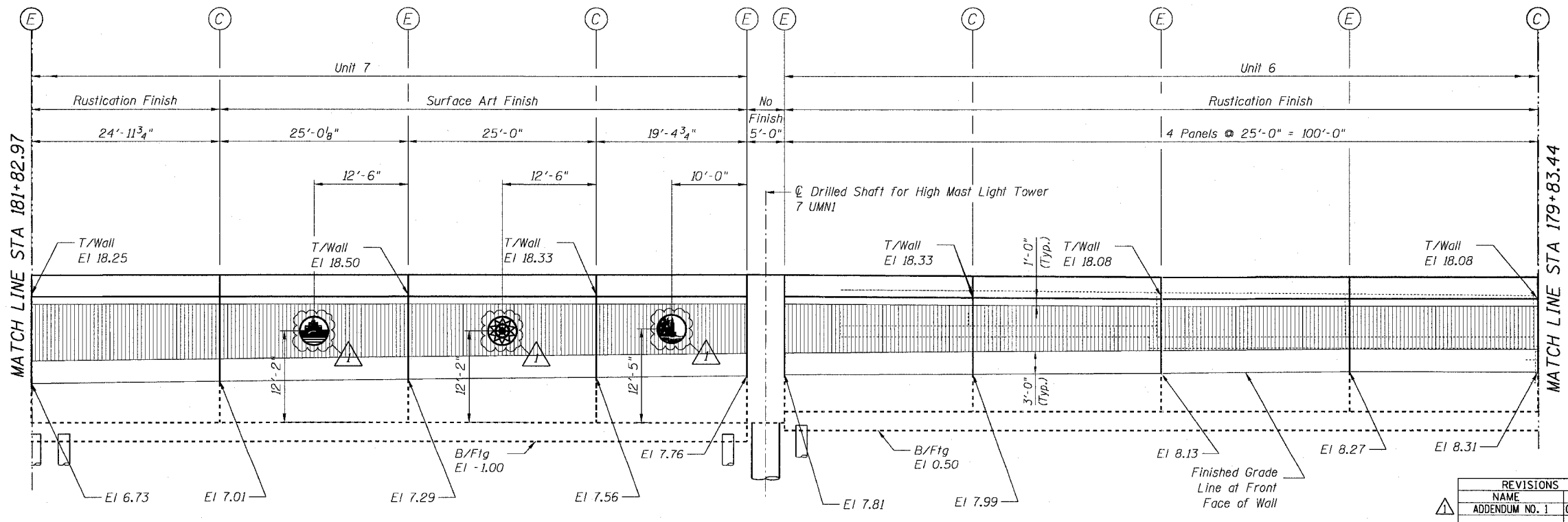
P:\P40468\GWIN-31-Medallions\SPR-Structural\JP310132A.BIT

| | | | | |
|-----------------------|------------|------------------|--------------|-----------|
| F.A.I. RTE. | SECTION | COUNTY | TOTAL SHEETS | SHEET NO. |
| 90/94 | 2006-040 I | COOK | 46 | 30 |
| STA. | TO STA. | | | |
| FED. ROAD DIST. NO. 1 | ILLINOIS | FED. AID PROJECT | | |

60C02



FRONT FACE ELEVATION



FRONT FACE ELEVATION

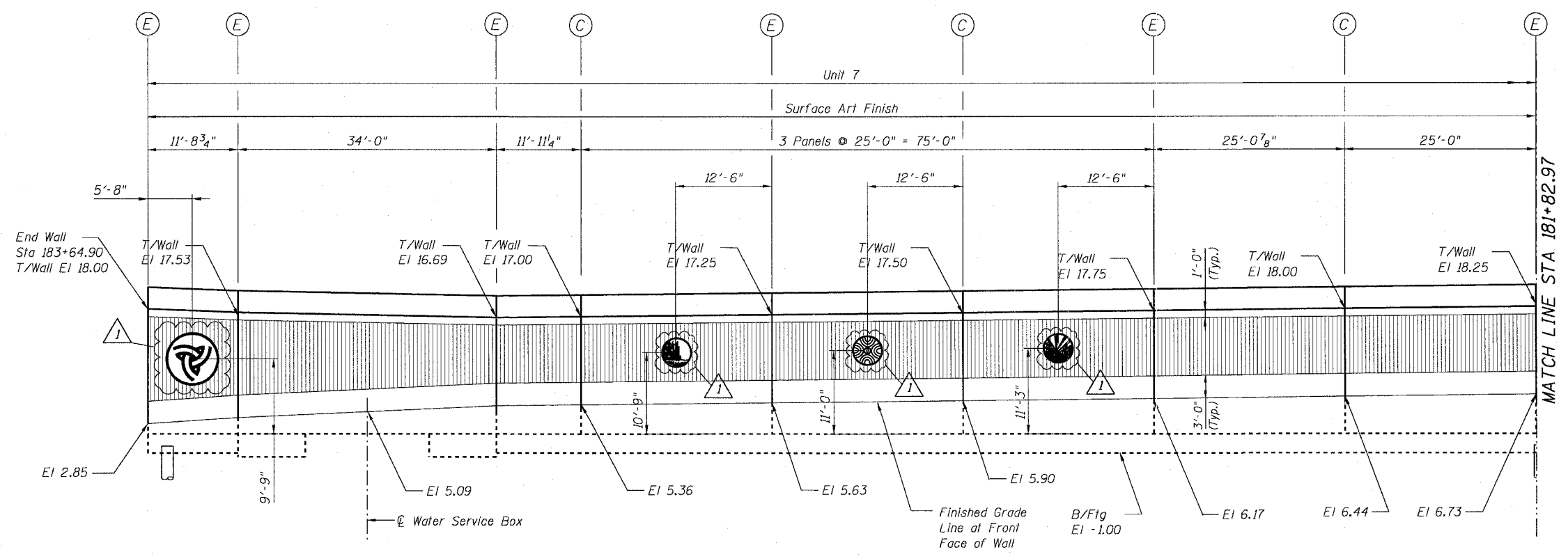
- NOTES:**
1. For Legend, See Previous Sheet.
 2. For Medallion Details, See Sheet MD1 and MD2.

| REVISIONS | |
|----------------|----------|
| NAME | DATE |
| ADDENDUM NO. 1 | 02/23/07 |
| | |
| | |
| | |
| | |
| | |
| | |
| | |
| | |

Sheet 14 of 30
 ILLINOIS DEPARTMENT OF TRANSPORTATION
 F.A.I. 90/94 (DAN RYAN EXPRESSWAY)
 MEDALLION CONTRACT
 (59TH STREET TO 51ST STREET)
 SURFACE ART MEDALLION
 LOCATION PLANS
 SCALE: None
 DATE: OCTOBER 23, 2006
 DRAWN BY: MM
 CHECKED BY: LRL

CTE | AECOM

2/22/2007 12:35:06 PM



FRONT FACE ELEVATION

| BILL OF MATERIAL | | |
|---------------------------------|------|----------|
| Item | Unit | Quantity |
| Metal Medallion, 7'-0" Diameter | Each | 1 |
| Metal Medallion, 4'-0" Diameter | Each | 6 |

LEGEND:

| | | | |
|--|---------------------------------|--|--------------------------------|
| | 7'-0" Diameter Medallion - IDOT | | 4'-0" Diameter Medallion - BW1 |
| | 7'-0" Diameter Medallion - BW1 | | 4'-0" Diameter Medallion - BW2 |
| | 7'-0" Diameter Medallion - ST1 | | 4'-0" Diameter Medallion - ST1 |
| | 7'-0" Diameter Medallion - ST2 | | 4'-0" Diameter Medallion - ST2 |
| | 7'-0" Diameter Medallion - ST3 | | 4'-0" Diameter Medallion - ST3 |

Rustication
 Recessed Wave with Sandblast Finish
 Mechanical Sandblast Finish

NOTE:

1. For Medallion Details, See Sheet MD1 and MD2.

Sheet 15 of 30

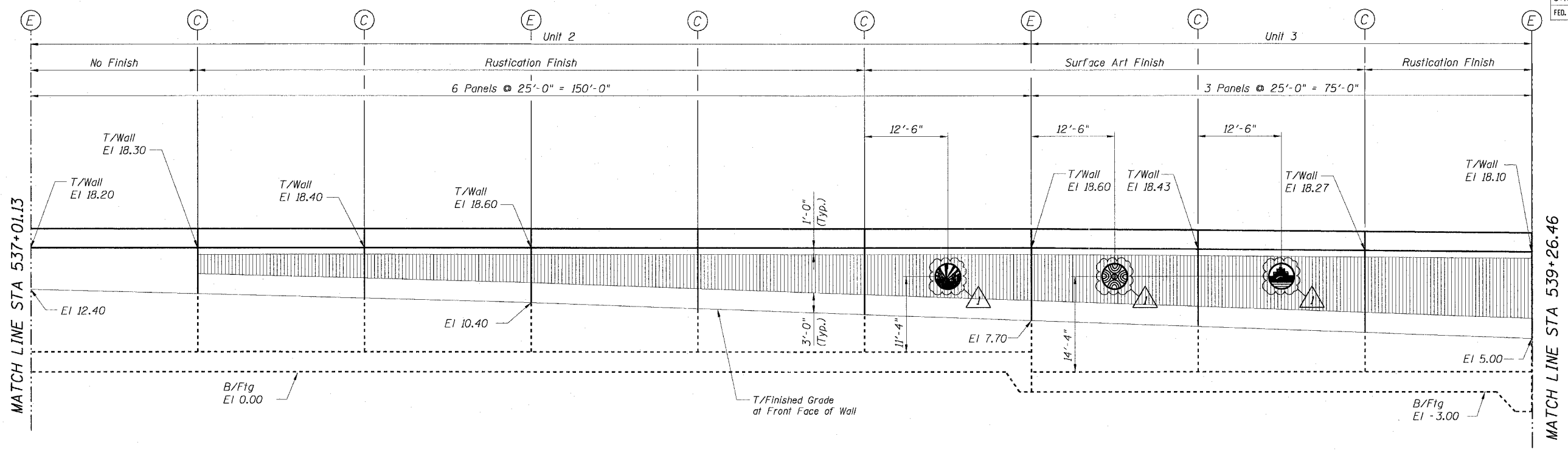
| REVISIONS | |
|----------------|----------|
| NAME | DATE |
| ADDENDUM NO. 1 | 02/23/07 |
| | |
| | |
| | |
| | |
| | |
| | |
| | |

ILLINOIS DEPARTMENT OF TRANSPORTATION
F.A.I. 90/94 (DAN RYAN EXPRESSWAY)
MEDALLION CONTRACT
(59TH STREET TO 51ST STREET)
SURFACE ART MEDALLION
LOCATION PLANS

SCALE: None DRAWN BY: MM
DATE: OCTOBER 23, 2006 CHECKED BY: LRL

P:\P\04060\MIN-31-Medallions\SM-Structural\2310152A.dwg 12:35:37 PM 2/22/2007

| | | | | |
|-----------------------|------------|------------------|--------------|-----------|
| F.A.I. RTE. | SECTION | COUNTY | TOTAL SHEETS | SHEET NO. |
| 90/94 | 2006-040 1 | COOK | 46 | 32 |
| STA. | TO STA. | | | |
| FED. ROAD DIST. NO. 1 | ILLINOIS | FED. AID PROJECT | 60C02 | |



FRONT FACE ELEVATION
(Looking West)

CTE | AECOM

LEGEND:

| | | | |
|--|---------------------------------|--|--------------------------------|
| | 7'-0" Diameter Medallion - IDOT | | 4'-0" Diameter Medallion - BW1 |
| | 7'-0" Diameter Medallion - BW1 | | 4'-0" Diameter Medallion - BW2 |
| | 7'-0" Diameter Medallion - ST1 | | 4'-0" Diameter Medallion - ST1 |
| | 7'-0" Diameter Medallion - ST2 | | 4'-0" Diameter Medallion - ST2 |
| | 7'-0" Diameter Medallion - ST3 | | 4'-0" Diameter Medallion - ST3 |

Rustication
 Recessed Wave with Sandblast Finish
 Mechanical Sandblast Finish

NOTE:
1. For Medallion Details, See Sheet MD1 and MD2.

Sheet 16 of 30

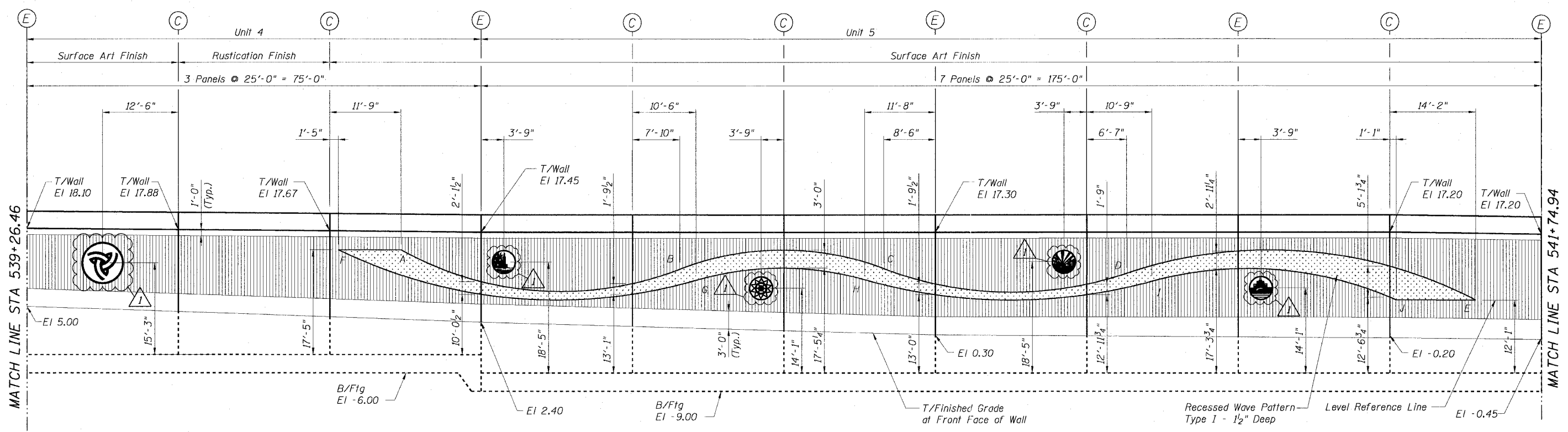
| REVISIONS | |
|----------------|----------|
| NAME | DATE |
| ADDENDUM NO. 1 | 02/23/07 |
| | |
| | |
| | |
| | |
| | |

ILLINOIS DEPARTMENT OF TRANSPORTATION
F.A.I. 90/94 (DAN RYAN EXPRESSWAY)
MEDALLION CONTRACT
(59TH STREET TO 51ST STREET)
SURFACE ART MEDALLION
LOCATION PLANS

SCALE: None
DATE: OCTOBER 23, 2006

DRAWN BY: BC/RSB
CHECKED BY: BMR

F:\P\04065\01\01-Medallions\SP\Structural\0310162A.dwg 2/22/2007 12:36:04 PM



FRONT FACE ELEVATION
(Looking West)

LEGEND:

| | | | |
|--|---------------------------------|--|--------------------------------|
| | 7'-0" Diameter Medallion - IDOT | | 4'-0" Diameter Medallion - BW1 |
| | 7'-0" Diameter Medallion - BW1 | | 4'-0" Diameter Medallion - BW2 |
| | 7'-0" Diameter Medallion - ST1 | | 4'-0" Diameter Medallion - ST1 |
| | 7'-0" Diameter Medallion - ST2 | | 4'-0" Diameter Medallion - ST2 |
| | 7'-0" Diameter Medallion - ST3 | | 4'-0" Diameter Medallion - ST3 |

Rustication

Recessed Wave with Sandblast Finish

Mechanical Sandblast Finish

NOTE:

1. For Medallion Details, See Sheet MD1 and MD2.

Sheet 17 of 30

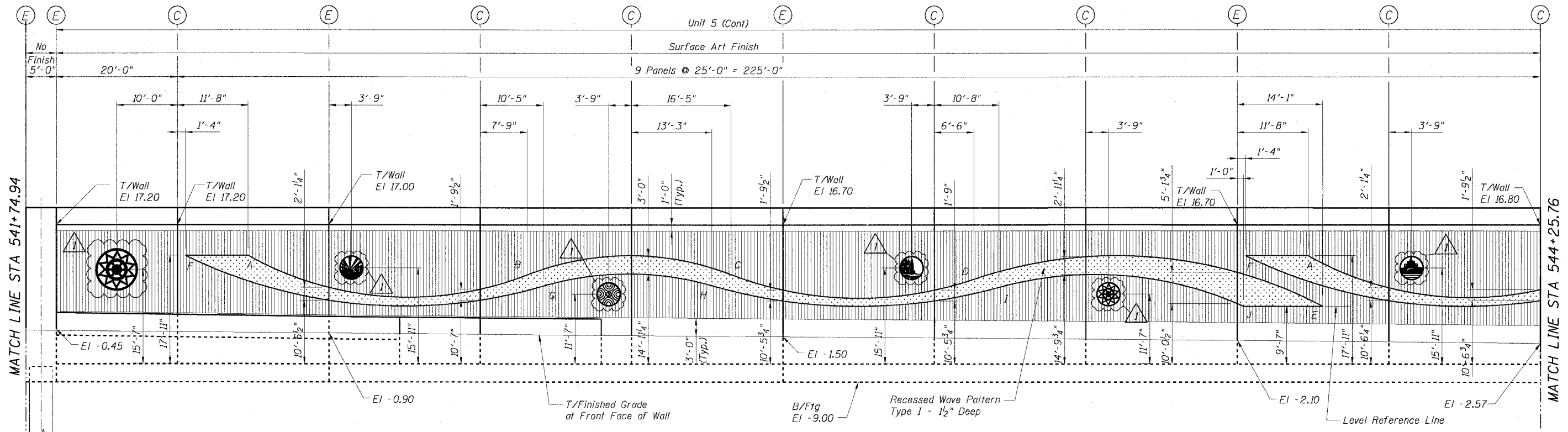
| REVISIONS | |
|----------------|----------|
| NAME | DATE |
| ADDENDUM NO. 1 | 02/23/07 |
| | |
| | |
| | |
| | |
| | |

ILLINOIS DEPARTMENT OF TRANSPORTATION
F.A.I. 90/94 (DAN RYAN EXPRESSWAY)
MEDALLION CONTRACT
(59TH STREET TO 51ST STREET)
SURFACE ART MEDALLION
LOCATION PLANS

SCALE: None
DATE: OCTOBER 23, 2006

DRAWN BY: BC/RSB
CHECKED BY: BMR

F:\P\4046\DWG\1-Headlines\SWA\Structural\F34072A.dwg 2/22/2007 12:36:26 PM



FRONT FACE ELEVATION
(Looking West)

LEGEND:

| | | | |
|--|---------------------------------|--|--------------------------------|
| | 7'-0" Diameter Medallion - IDOT | | 4'-0" Diameter Medallion - BW1 |
| | 7'-0" Diameter Medallion - BW1 | | 4'-0" Diameter Medallion - BW2 |
| | 7'-0" Diameter Medallion - ST1 | | 4'-0" Diameter Medallion - ST1 |
| | 7'-0" Diameter Medallion - ST1 | | 4'-0" Diameter Medallion - ST2 |
| | | | 4'-0" Diameter Medallion - ST3 |

NOTE:
1. For Medallion Details, See Sheet MD1 and MD2.

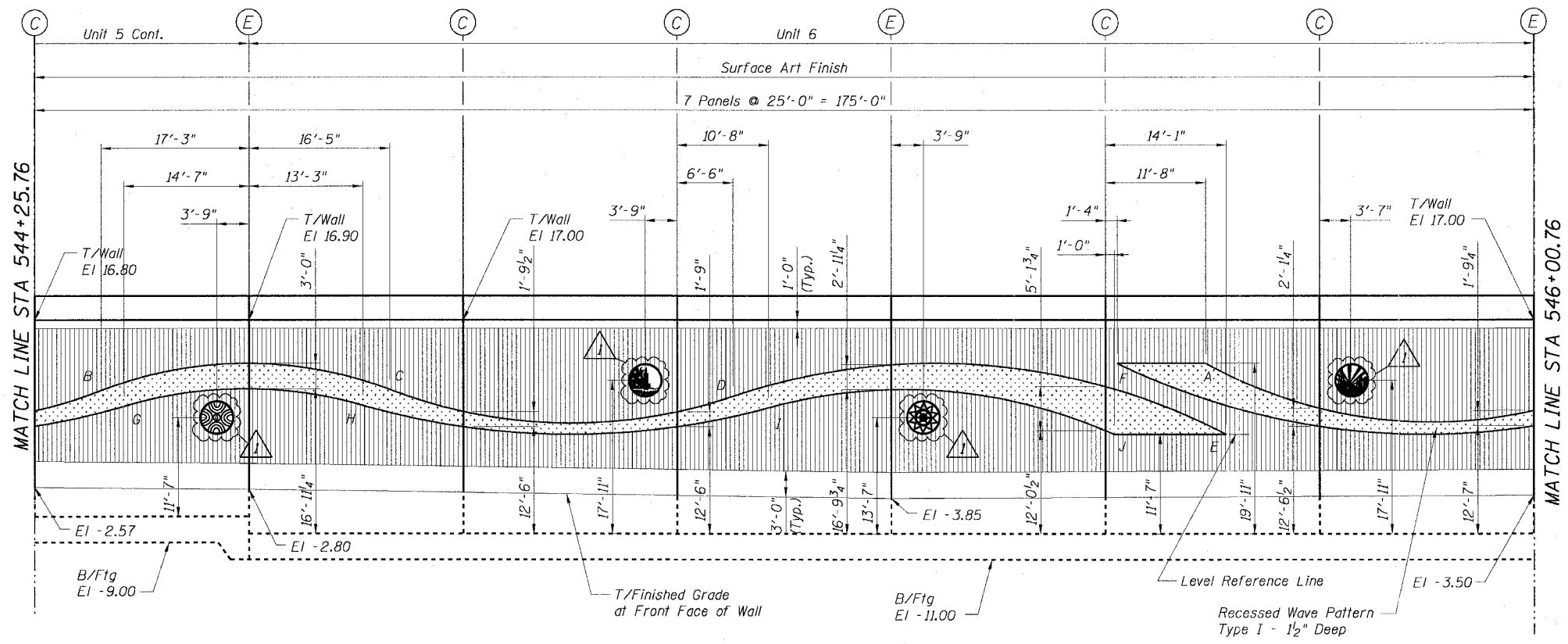
| REVISIONS | |
|----------------|----------|
| NAME | DATE |
| ADDENDUM NO. 1 | 02/23/07 |
| | |
| | |
| | |
| | |
| | |
| | |
| | |

Sheet 18 of 30

ILLINOIS DEPARTMENT OF TRANSPORTATION
F.A.I. 90/94 (DAN RYAN EXPRESSWAY)
MEDALLION CONTRACT
(59TH STREET TO 51ST STREET)
SURFACE ART MEDALLION
LOCATION PLANS

SCALE: None
DATE: OCTOBER 23, 2006
DRAWN BY: BC/RSB
CHECKED BY: BMR

F:\P\0466C\0466C\1\31-Medallions\SM\Structural\1310828.AST 2/22/2007 12:36:58 PM



FRONT FACE ELEVATION
(Looking West)

LEGEND:

| | | | |
|--|---------------------------------|--|--------------------------------|
| | 7'-0" Diameter Medallion - IDOT | | 4'-0" Diameter Medallion - BW1 |
| | 7'-0" Diameter Medallion - BW1 | | 4'-0" Diameter Medallion - BW2 |
| | 7'-0" Diameter Medallion - ST1 | | 4'-0" Diameter Medallion - ST1 |
| | 7'-0" Diameter Medallion - ST2 | | 4'-0" Diameter Medallion - ST2 |
| | 7'-0" Diameter Medallion - ST3 | | 4'-0" Diameter Medallion - ST3 |

Rustication
 Recessed Wave with Sandblast Finish
 Mechanical Sandblast Finish

NOTE:
1. For Medallion Details, See Sheet MD1 and MD2.

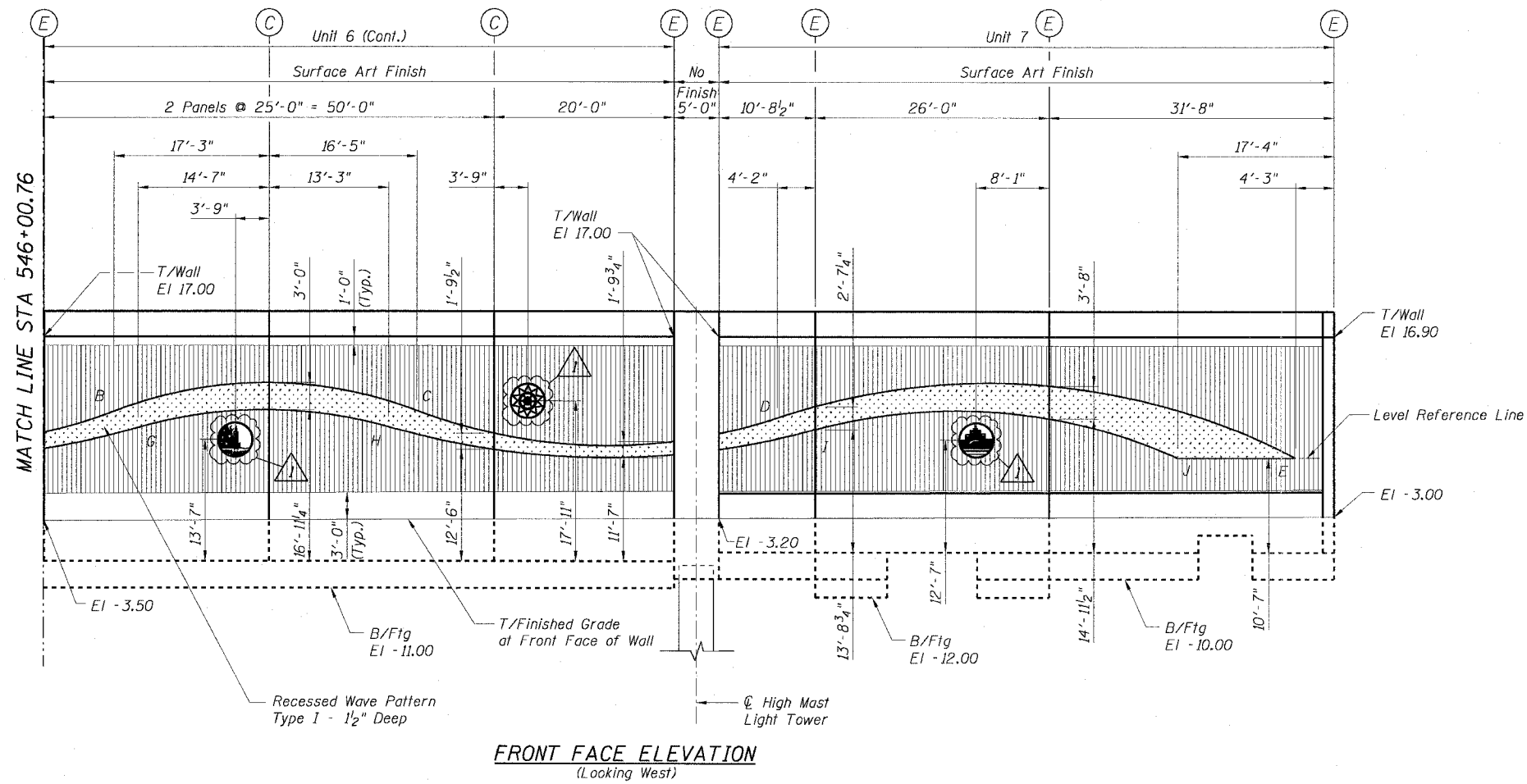
| REVISIONS | |
|----------------|----------|
| NAME | DATE |
| ADDENDUM NO. 1 | 02/23/07 |
| | |
| | |
| | |
| | |
| | |

Sheet 19 of 30

ILLINOIS DEPARTMENT OF TRANSPORTATION
F.A.I. 90/94 (DAN RYAN EXPRESSWAY)
MEDALLION CONTRACT
(59TH STREET TO 51ST STREET)
SURFACE ART MEDALLION
LOCATION PLANS

SCALE: None
DATE: OCTOBER 23, 2006

DRAWN BY: BC/RSB
CHECKED BY: BMR



| BILL OF MATERIAL | | |
|---------------------------------|------|----------|
| Item | Unit | Quantity |
| Metal Medallion, 7'-0" Diameter | Each | 2 |
| Metal Medallion, 4'-0" Diameter | Each | 19 |

LEGEND:

| | | | |
|--|---------------------------------|--|--------------------------------|
| | 7'-0" Diameter Medallion - IDOT | | 4'-0" Diameter Medallion - BW1 |
| | 7'-0" Diameter Medallion - BW1 | | 4'-0" Diameter Medallion - ST1 |
| | 7'-0" Diameter Medallion - ST1 | | 4'-0" Diameter Medallion - ST2 |
| | 7'-0" Diameter Medallion - ST1 | | 4'-0" Diameter Medallion - ST3 |

- Rustication
- Recessed Wave with Sandblast Finish
- Mechanical Sandblast Finish

NOTE:
1. For Medallion Details, See Sheet MD1 and MD2.

| REVISIONS | |
|----------------|----------|
| NAME | DATE |
| ADDENDUM NO. 1 | 02/23/07 |
| | |
| | |
| | |
| | |
| | |
| | |
| | |
| | |

Sheet 20 of 30

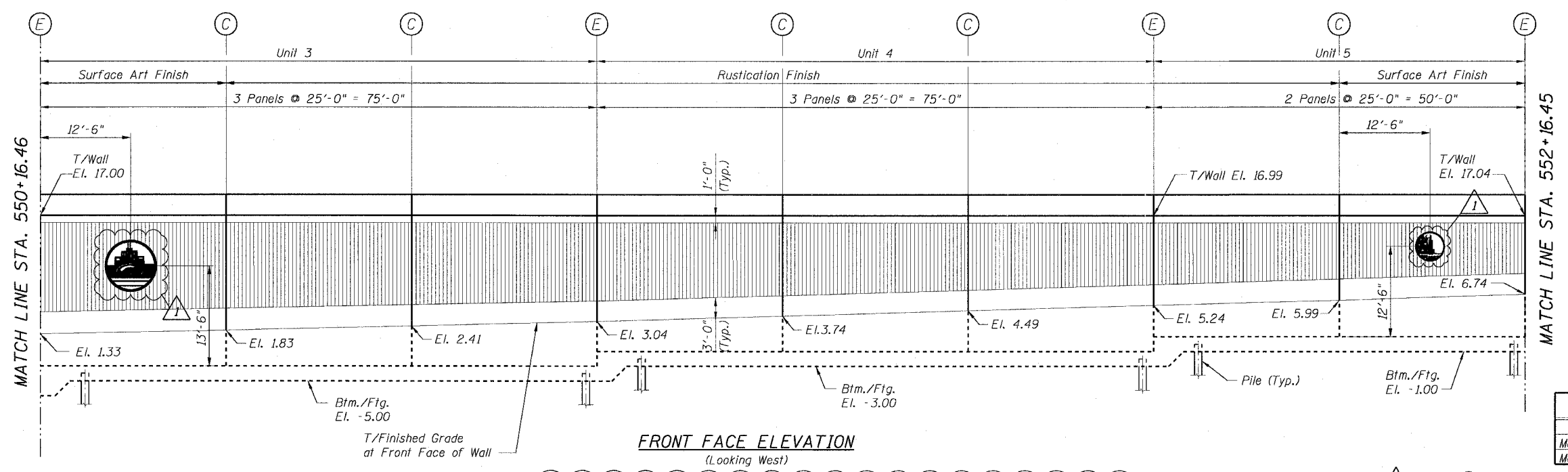
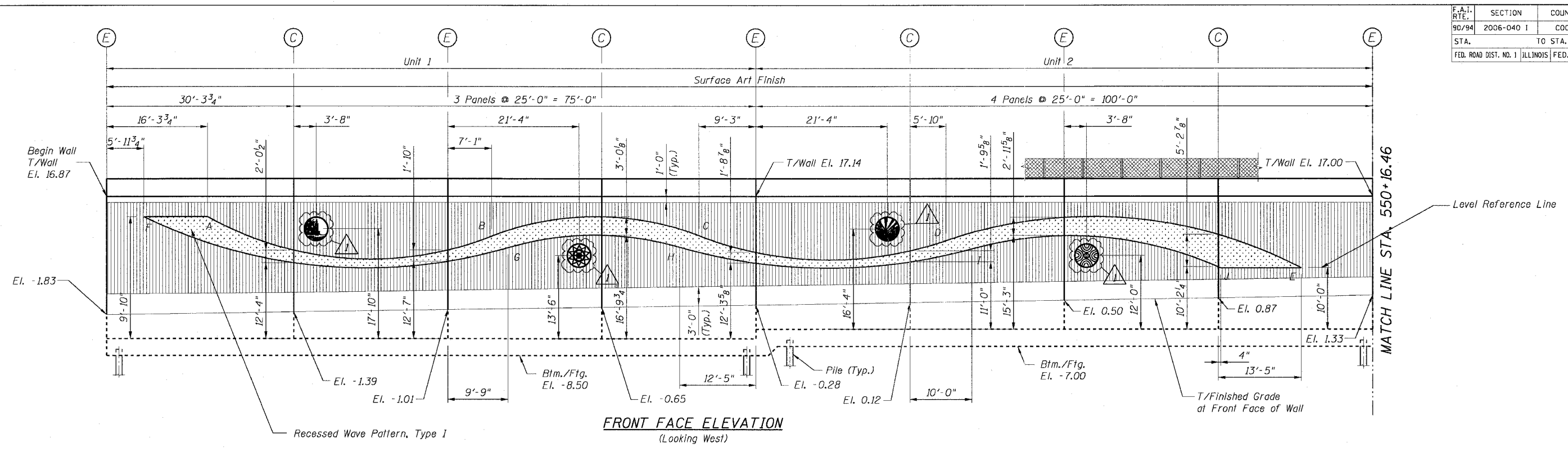
ILLINOIS DEPARTMENT OF TRANSPORTATION
F.A.I. 90/94 (DAN RYAN EXPRESSWAY)
MEDALLION CONTRACT
(59TH STREET TO 51ST STREET)
SURFACE ART MEDALLION
LOCATION PLANS

SCALE: None
DATE: OCTOBER 23, 2006
DRAWN BY: BC/RSB
CHECKED BY: BMR



P:\40468\0\1\31-Medallions\Structural\J-310202.dwg 12/31/07

| | | | | |
|-----------------------|------------|------------------|--------------|-----------|
| F.A.I. RTE. | SECTION | COUNTY | TOTAL SHEETS | SHEET NO. |
| 90/94 | 2006-040 I | COOK | 46 | 37 |
| STA. | TO STA. | | | |
| FED. ROAD DIST. NO. 1 | ILLINOIS | FED. AID PROJECT | 60C02 | |



| Item | Unit | Quantity |
|---------------------------------|------|----------|
| Metal Medallion, 7'-0" Diameter | Each | 1 |
| Metal Medallion, 4'-0" Diameter | Each | 7 |

LEGEND:

- 7'-0" Diameter Medallion - IDOT
- 7'-0" Diameter Medallion - BW1
- 7'-0" Diameter Medallion - BW2
- 7'-0" Diameter Medallion - ST1
- 7'-0" Diameter Medallion - ST2
- 7'-0" Diameter Medallion - ST3
- 4'-0" Diameter Medallion - BW1
- 4'-0" Diameter Medallion - BW2
- 4'-0" Diameter Medallion - ST1
- 4'-0" Diameter Medallion - ST2
- 4'-0" Diameter Medallion - ST3
- Rustication
- Recessed Wave with Sandblast Finish
- Mechanical Sandblast Finish

NOTE:
1. For Medallion Details, See Sheet MD1 and MD2.

| REVISIONS | |
|----------------|----------|
| NAME | DATE |
| ADDENDUM NO. 1 | 02/23/07 |
| | |
| | |
| | |

ILLINOIS DEPARTMENT OF TRANSPORTATION
F.A.I. 90/94 (DAN RYAN EXPRESSWAY)
MEDALLION CONTRACT
(59TH STREET TO 51ST STREET)
SURFACE ART MEDALLION
LOCATION PLANS

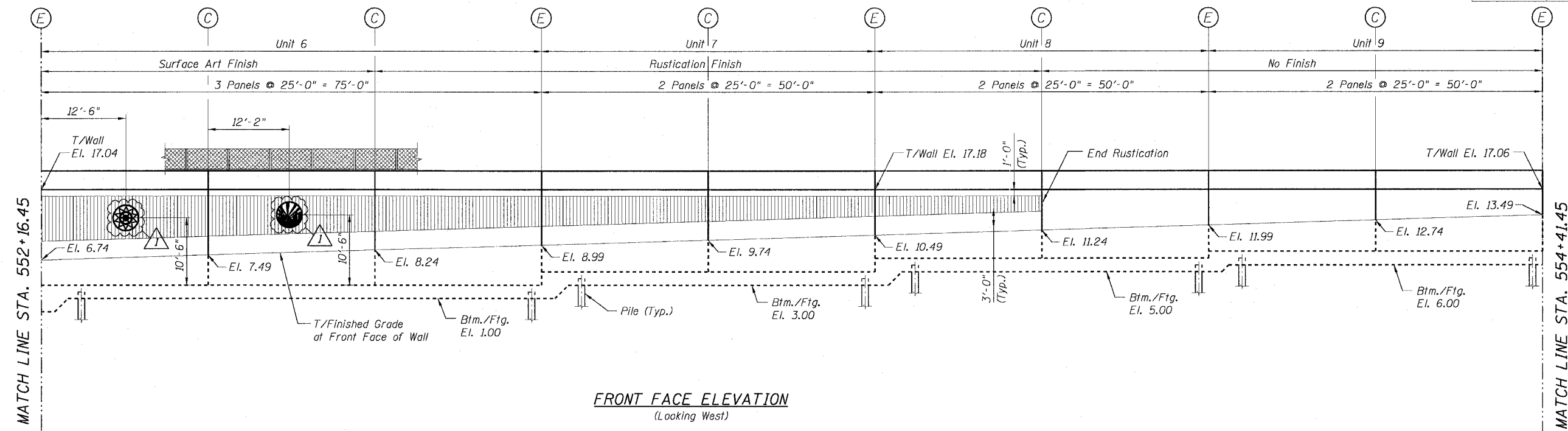
SCALE: None
DATE: OCTOBER 23, 2006

DRAWN BY: RJ
CHECKED BY: MP

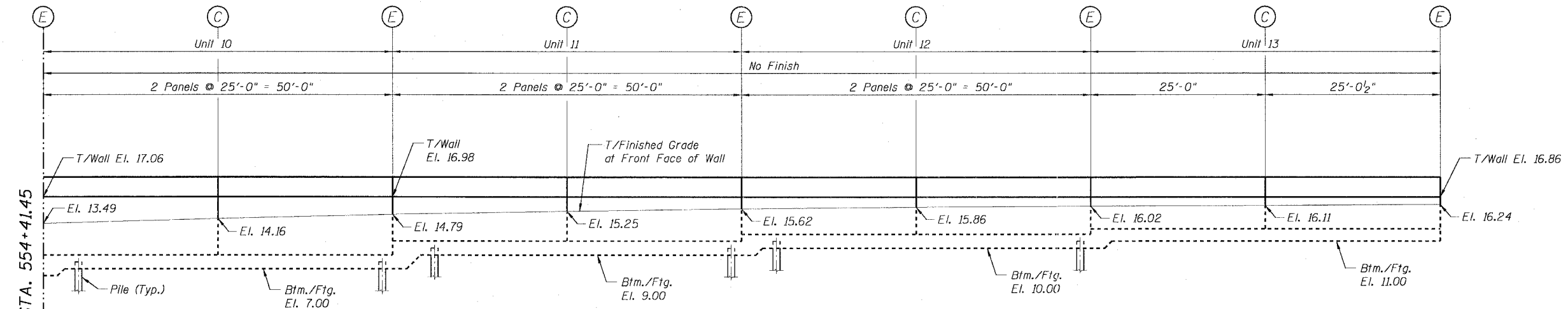
CTE | AECOM

| | | | | |
|-----------------------|------------|------------------|--------------|-----------|
| F.A.I. RT.: | SECTION | COUNTY | TOTAL SHEETS | SHEET NO. |
| 90/94 | 2006-040 I | COOK | 46 | 38 |
| STA. | TO STA. | | | |
| FED. ROAD DIST. NO. 1 | ILLINOIS | FED. AID PROJECT | | |

60C02



FRONT FACE ELEVATION
(Looking West)



FRONT FACE ELEVATION
(Looking West)

LEGEND:

| | | | |
|--|---------------------------------|--|--------------------------------|
| | 7'-0" Diameter Medallion - IDOT | | 4'-0" Diameter Medallion - BW1 |
| | 7'-0" Diameter Medallion - BW1 | | 4'-0" Diameter Medallion - BW2 |
| | 7'-0" Diameter Medallion - ST1 | | 4'-0" Diameter Medallion - ST1 |
| | 7'-0" Diameter Medallion - ST2 | | 4'-0" Diameter Medallion - ST2 |
| | 7'-0" Diameter Medallion - ST3 | | 4'-0" Diameter Medallion - ST3 |

Rustication

Recessed Wave with Sandblast Finish

Mechanical Sandblast Finish

NOTE:
1. For Medallion Details, See Sheet MD1 and MD2.

| REVISIONS | |
|----------------|----------|
| NAME | DATE |
| ADDENDUM NO. 1 | 02/23/07 |
| | |
| | |
| | |
| | |
| | |

Sheet 22 of 30
ILLINOIS DEPARTMENT OF TRANSPORTATION
F.A.I. 90/94 (DAN RYAN EXPRESSWAY)
MEDALLION CONTRACT
(59TH STREET TO 51ST STREET)
SURFACE ART MEDALLION
LOCATION PLANS

SCALE: None
DATE: OCTOBER 23, 2006
DRAWN BY: RJ
CHECKED BY: MP

CTE | AECOM

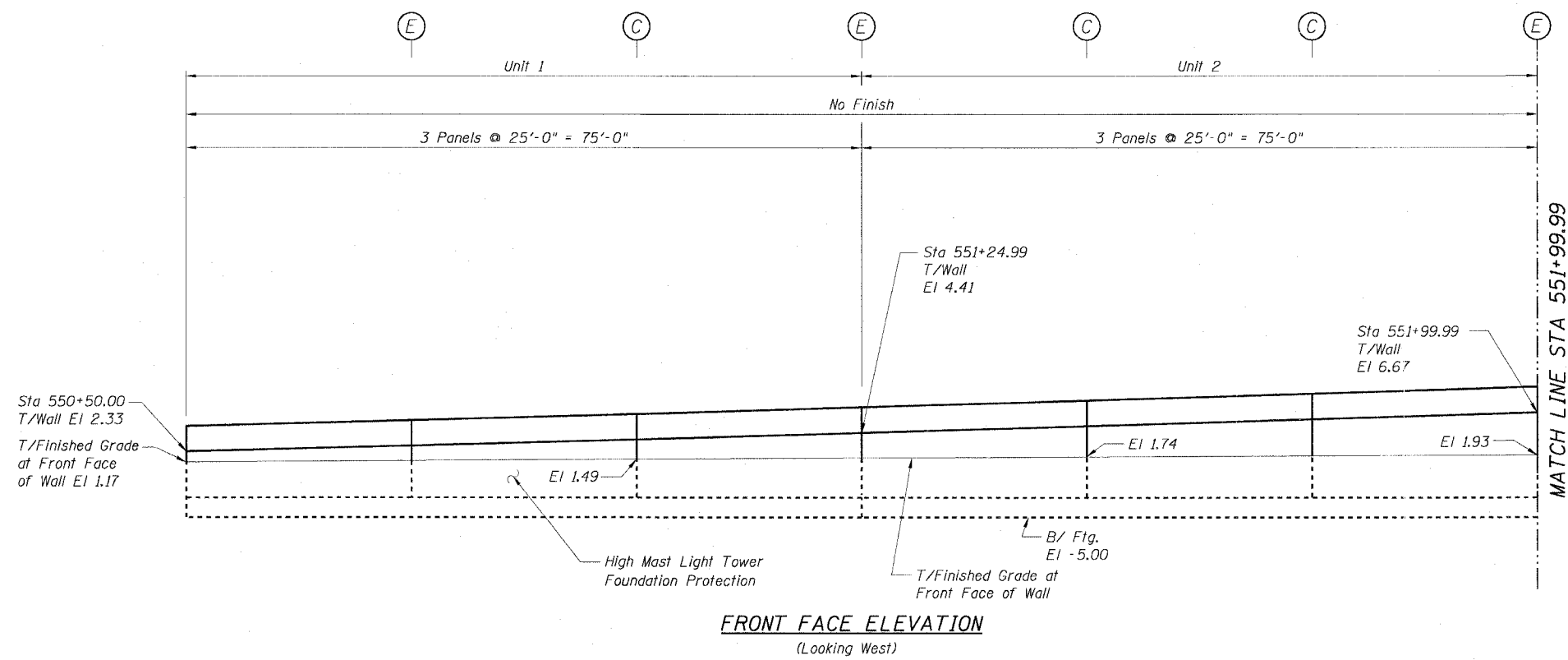
F:\P\0466\0466\0466\3-Medallions\SM\Structural\F3\0222\ASB

| | | | | |
|-----------------------|------------|------------------|--------------|-----------|
| F.A.I. RT. | SECTION | COUNTY | TOTAL SHEETS | SHEET NO. |
| 90/94 | 2006-040 I | COOK | 46 | 39 |
| STA. | TO STA. | | | |
| FED. ROAD DIST. NO. 1 | ILLINOIS | FED. AID PROJECT | | |

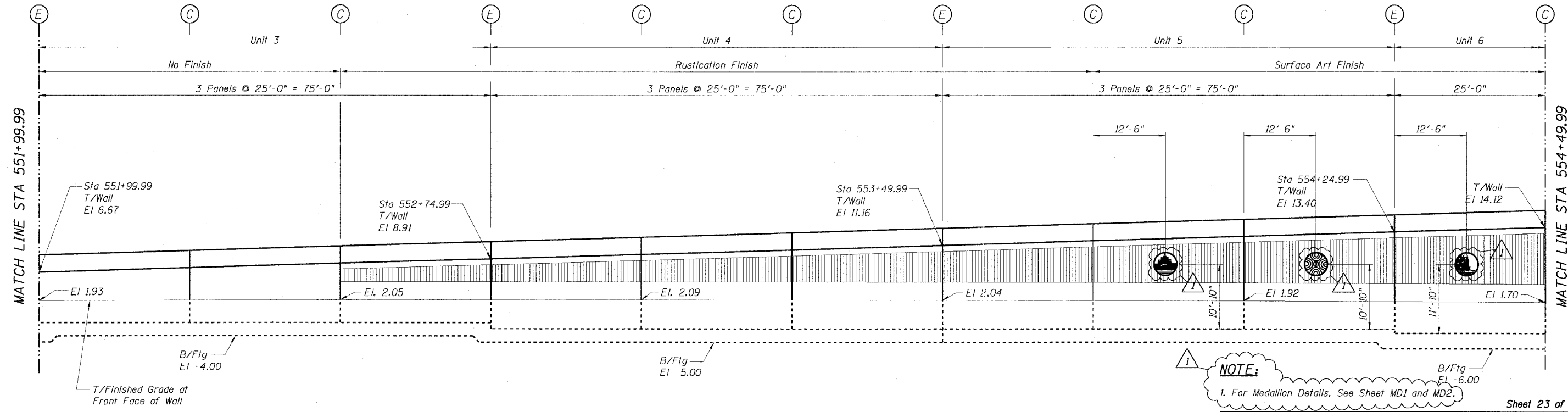
60C02

LEGEND:

-
-
-
-
-
-
-
-
-
-
-



FRONT FACE ELEVATION
(Looking West)



FRONT FACE ELEVATION
(Looking West)

NOTE:
1. For Medallion Details, See Sheet MD1 and MD2.

Sheet 23 of 30

| REVISIONS | |
|----------------|----------|
| NAME | DATE |
| ADDENDUM NO. 1 | 02/23/07 |
| | |
| | |
| | |
| | |
| | |
| | |

ILLINOIS DEPARTMENT OF TRANSPORTATION
F.A.I. 90/94 (DAN RYAN EXPRESSWAY)
MEDALLION CONTRACT
(59TH STREET TO 51ST STREET)
SURFACE ART MEDALLION
LOCATION PLANS

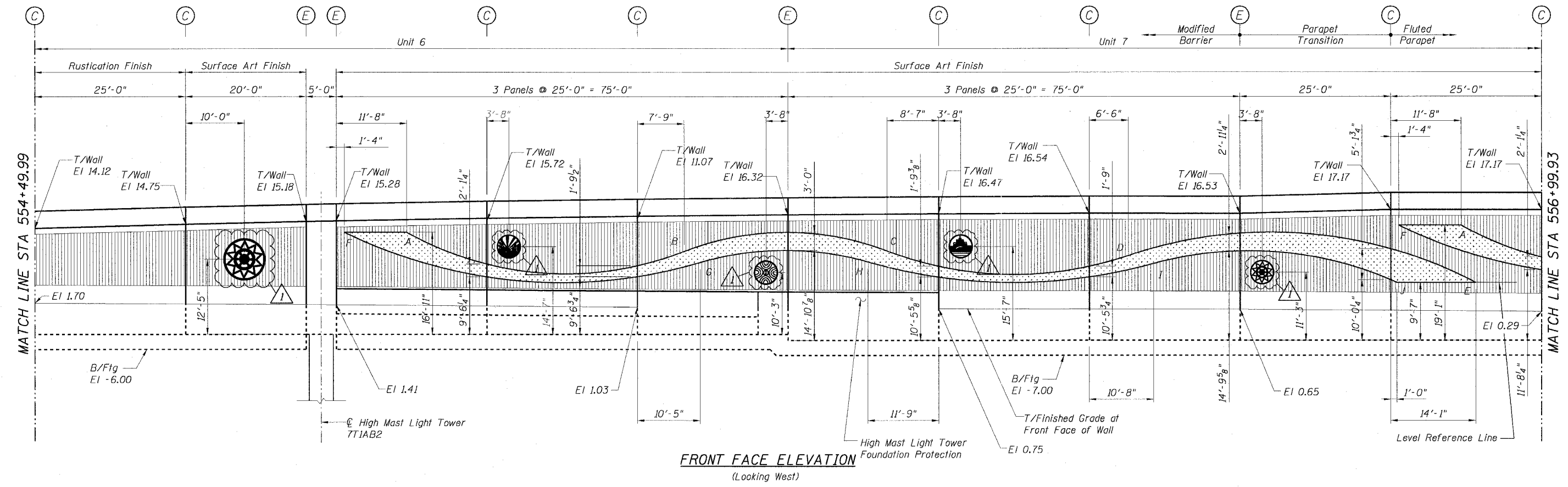
SCALE: None
DATE: OCTOBER 23, 2006
DRAWN BY: GC
CHECKED BY: CG

CTE | AECOM

2/22/2007 11:25:59 AM

| | | | | |
|-----------------------|------------|------------------|--------------|-----------|
| F.A.I. RT.: | SECTION | COUNTY | TOTAL SHEETS | SHEET NO. |
| 90/94 | 2006-040 I | COOK | 46 | 40 |
| STA. | TO STA. | | | |
| FED. ROAD DIST. NO. 1 | ILLINOIS | FED. AID PROJECT | | |

60C02



LEGEND:

- 7'-0" Diameter Medallion - IDOT
- 7'-0" Diameter Medallion - BW1
- 7'-0" Diameter Medallion - BW2
- 7'-0" Diameter Medallion - ST1
- 7'-0" Diameter Medallion - ST2
- 7'-0" Diameter Medallion - ST3
- 4'-0" Diameter Medallion - BW1
- 4'-0" Diameter Medallion - BW2
- 4'-0" Diameter Medallion - ST1
- 4'-0" Diameter Medallion - ST2
- 4'-0" Diameter Medallion - ST3
- Rustication
- Recessed Wave with Sandblast Finish
- Mechanical Sandblast Finish

NOTE:
1. For Medallion Details, See Sheet MD1 and MD2.

| REVISIONS | |
|----------------|----------|
| NAME | DATE |
| ADDENDUM NO. 1 | 02/23/07 |
| | |
| | |
| | |
| | |
| | |

Sheet 24 of 30

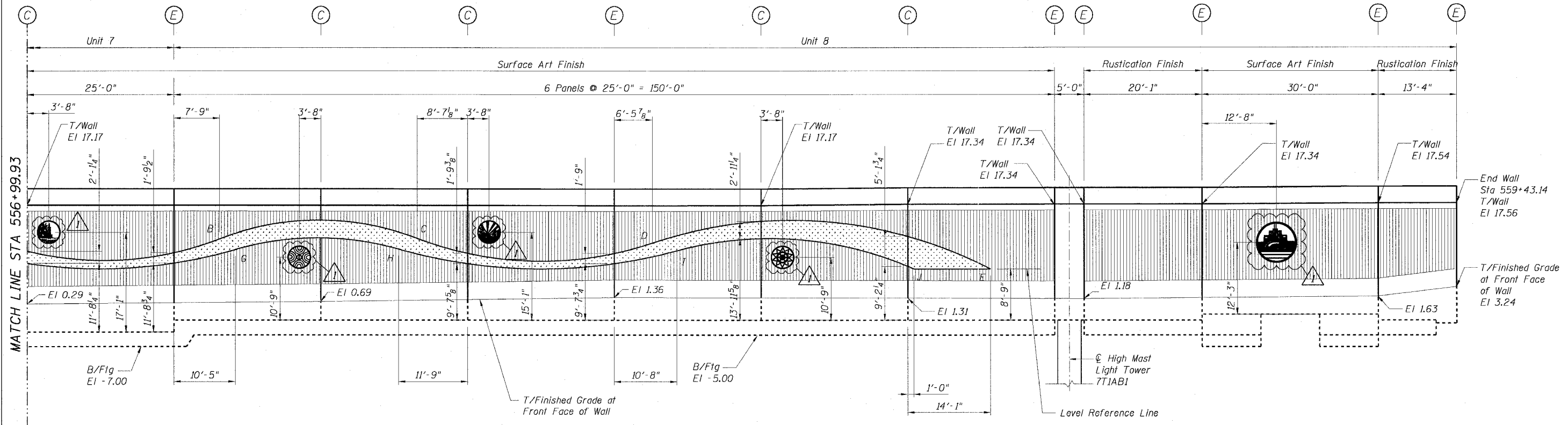
ILLINOIS DEPARTMENT OF TRANSPORTATION
F.A.I. 90/94 (DAN RYAN EXPRESSWAY)
MEDALLION CONTRACT
(59TH STREET TO 51ST STREET)
SURFACE ART MEDALLION
LOCATION PLANS

SCALE: None
DATE: OCTOBER 23, 2006

DRAWN BY: GC
CHECKED BY: CC

CTE | AECOM

2/22/2007 11:17:28 AM



FRONT FACE ELEVATION
(Looking West)

| BILL OF MATERIAL | | |
|---------------------------------|------|----------|
| Item | Unit | Quantity |
| Metal Medallion, 7'-0" Diameter | Each | 2 |
| Metal Medallion, 4'-0" Diameter | Each | 11 |

LEGEND:

| | | | |
|--|---------------------------------|--|--------------------------------|
| | 7'-0" Diameter Medallion - IDOT | | 4'-0" Diameter Medallion - BW1 |
| | 7'-0" Diameter Medallion - BW1 | | 4'-0" Diameter Medallion - BW2 |
| | 7'-0" Diameter Medallion - ST1 | | 4'-0" Diameter Medallion - ST1 |
| | 7'-0" Diameter Medallion - ST2 | | 4'-0" Diameter Medallion - ST2 |
| | 7'-0" Diameter Medallion - ST3 | | 4'-0" Diameter Medallion - ST3 |

Rustication
 Recessed Wave with Sandblast Finish
 Mechanical Sandblast Finish

NOTE:

1. For Medallion Details, See Sheet MD1 and MD2.

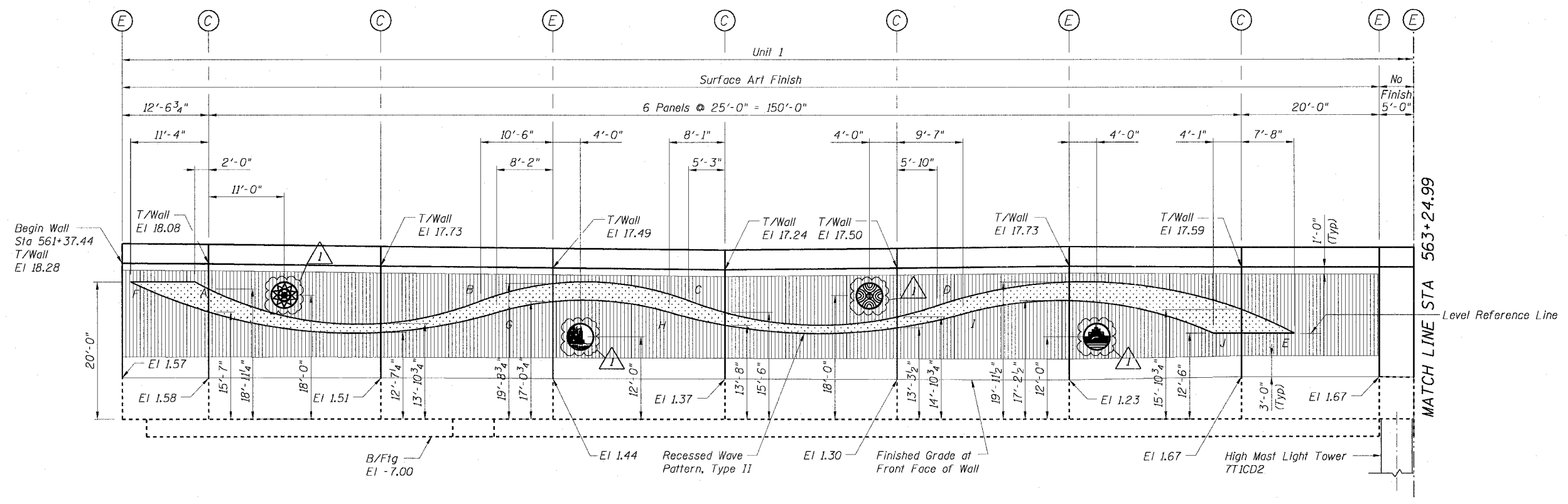
Sheet 25 of 30

| REVISIONS | |
|----------------|----------|
| NAME | DATE |
| ADDENDUM NO. 1 | 02/23/07 |
| | |
| | |
| | |
| | |
| | |
| | |
| | |

ILLINOIS DEPARTMENT OF TRANSPORTATION
F.A.I. 90/94 (DAN RYAN EXPRESSWAY)
MEDALLION CONTRACT
(59TH STREET TO 51ST STREET)
SURFACE ART MEDALLION
LOCATION PLANS

SCALE: None DRAWN BY: GC
DATE: OCTOBER 23, 2006 CHECKED BY: CG

F:\P40468\Civil\3-Medallions\Structural\310292A.dwg



FRONT FACE ELEVATION
(Looking West)

LEGEND:

| | | | |
|--|---------------------------------|--|--------------------------------|
| | 7'-0" Diameter Medallion - IDOT | | 4'-0" Diameter Medallion - BW1 |
| | 7'-0" Diameter Medallion - BW1 | | 4'-0" Diameter Medallion - BW2 |
| | 7'-0" Diameter Medallion - ST1 | | 4'-0" Diameter Medallion - ST1 |
| | 7'-0" Diameter Medallion - ST2 | | 4'-0" Diameter Medallion - ST2 |
| | 7'-0" Diameter Medallion - ST3 | | 4'-0" Diameter Medallion - ST3 |

NOTE:

1. For Medallion Details, See Sheet MD1 and MD2.

| REVISIONS | |
|----------------|----------|
| NAME | DATE |
| ADDENDUM NO. 1 | 02/23/07 |
| | |
| | |
| | |
| | |
| | |
| | |
| | |
| | |

CTE | AECOM

Sheet 26 of 30

ILLINOIS DEPARTMENT OF TRANSPORTATION
F.A.I. 90/94 (DAN RYAN EXPRESSWAY)
MEDALLION CONTRACT
(59TH STREET TO 51ST STREET)
SURFACE ART MEDALLION
LOCATION PLANS

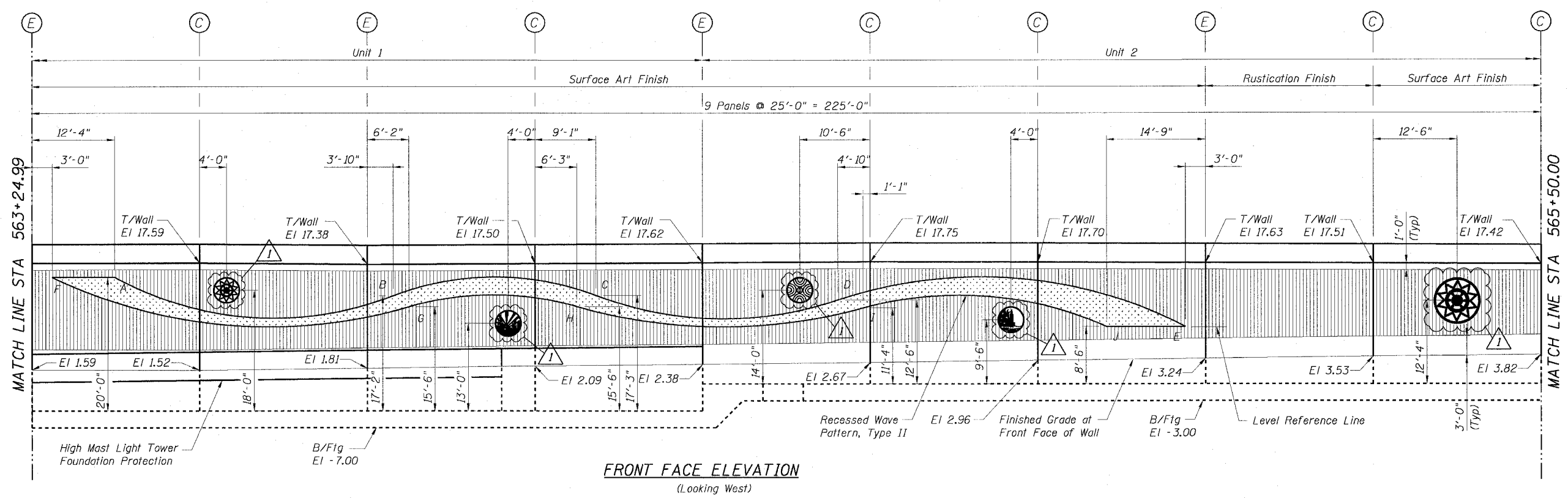
SCALE: None
DATE: OCTOBER 23, 2006

DRAWN BY: MRK
CHECKED BY: MJP

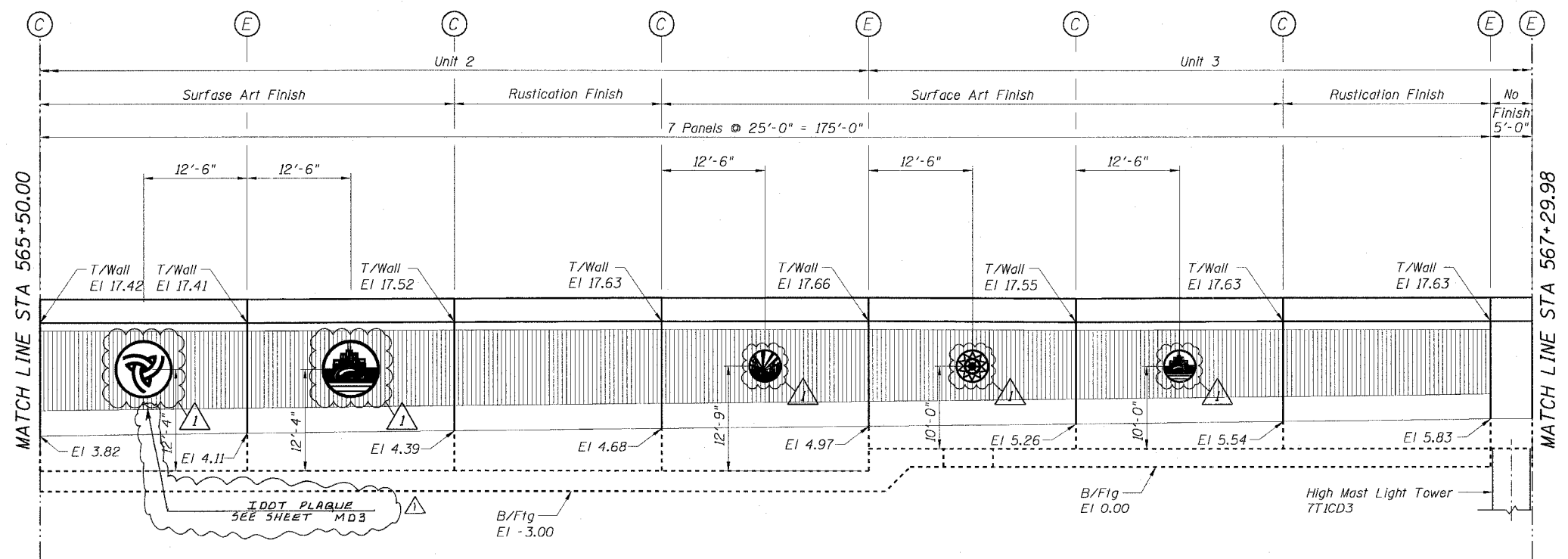
F:\940468\Civil\3-Medallions\STA\Structural\F30262A.dwg 11/5/07 11:56:17 AM

| | | | | |
|-----------------------|------------|------------------|--------------|-----------|
| F.A.I. RTE. | SECTION | COUNTY | TOTAL SHEETS | SHEET NO. |
| 90/94 | 2006-040 I | COOK | 46 | 43 |
| STA. | TO STA. | | | |
| FED. ROAD DIST. NO. 1 | ILLINOIS | FED. AID PROJECT | | |

60C02



FRONT FACE ELEVATION
(Looking West)



FRONT FACE ELEVATION
(Looking West)

- NOTES:**
1. For Medallion Details, See Sheet MD1 and MD2.
 2. For Legend, See Previous Sheet.

Sheet 27 of 30

| REVISIONS | |
|----------------|----------|
| NAME | DATE |
| ADDENDUM NO. 1 | 02/23/07 |
| | |
| | |
| | |
| | |
| | |
| | |

ILLINOIS DEPARTMENT OF TRANSPORTATION
F.A.I. 90/94 (DAN RYAN EXPRESSWAY)
MEDALLION CONTRACT
(59TH STREET TO 51ST STREET)
SURFACE ART MEDALLION
LOCATION PLANS

SCALE:
DATE: OCTOBER 23, 2006

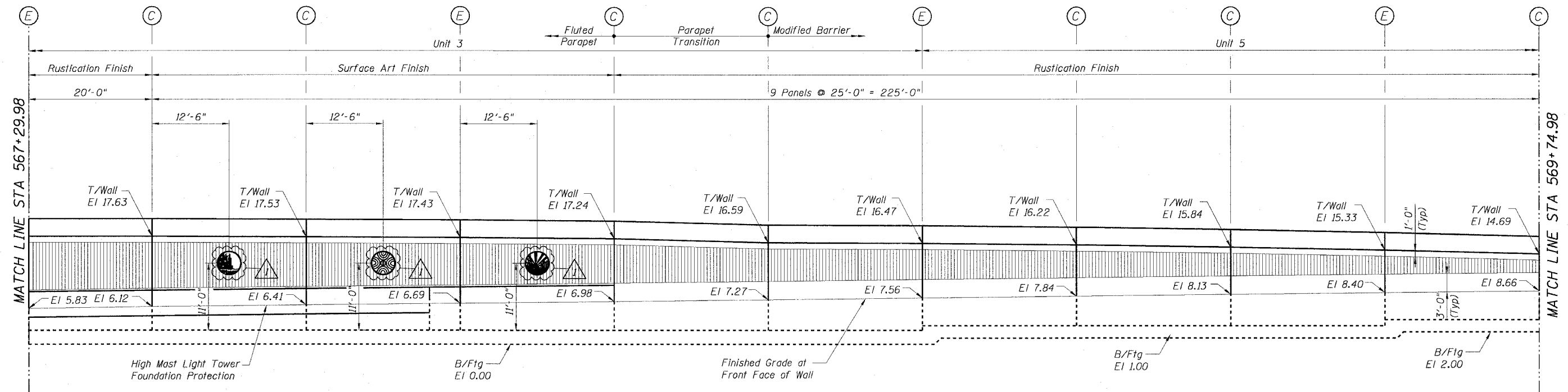
DRAWN BY:
CHECKED BY:

CTE | AECOM

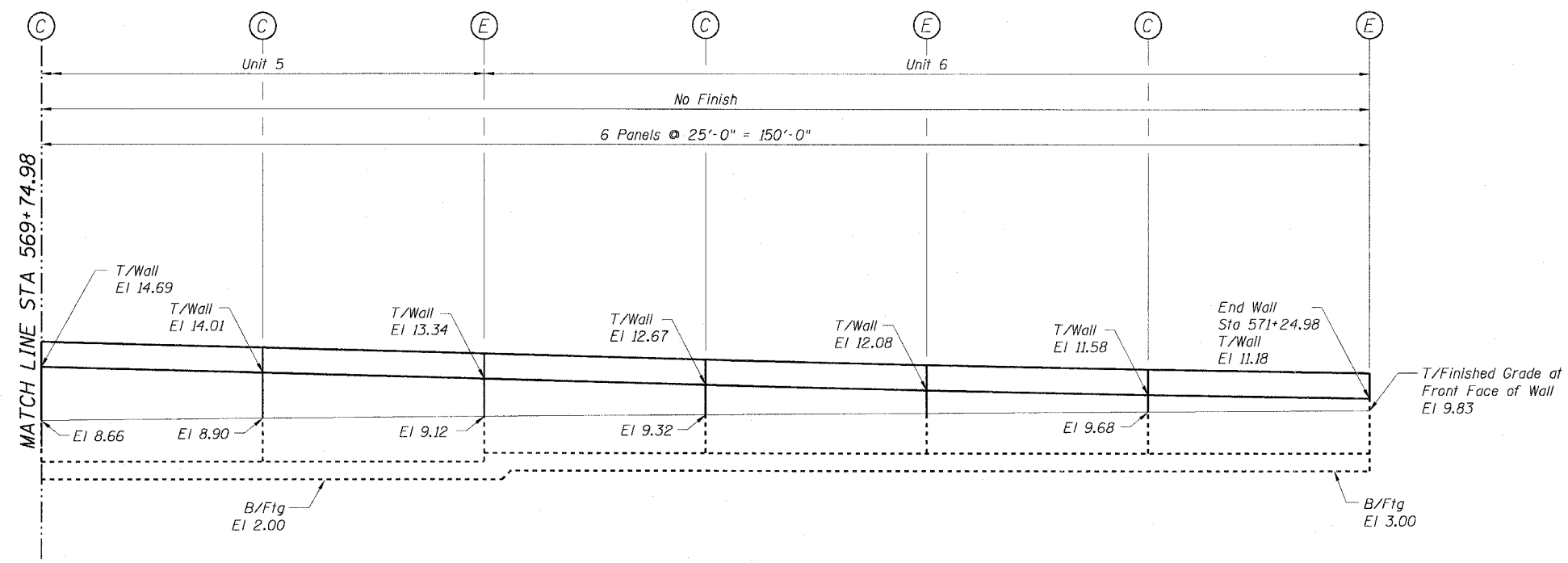
F:\P\0466\0466\1\3\Medallions\SM\Structural\30072A.dwg 2/22/2007 12:02:49 PM

| | | | | |
|-----------------------|------------|------------------|--------------|-----------|
| F.A.I. RT. | SECTION | COUNTY | TOTAL SHEETS | SHEET NO. |
| 90/94 | 2006-040 I | COOK | 46 | 44 |
| STA. | TO STA. | | | |
| FED. ROAD DIST. NO. 1 | ILLINOIS | FED. AID PROJECT | | |

60C02



FRONT FACE ELEVATION
(Looking West)



- NOTES:**
1. For Medallion Details, See Sheet MD1 and MD2.
 2. For Legend, See Sheet 42.

| BILL OF MATERIAL | | |
|---------------------------------|------|----------|
| Item | Unit | Quantity |
| Metal Medallion, 7'-0" Diameter | Each | 3 |
| Metal Medallion, 4'-0" Diameter | Each | 14 |

| REVISIONS | |
|----------------|----------|
| NAME | DATE |
| ADDENDUM NO. 1 | 02/23/07 |
| | |
| | |
| | |
| | |
| | |
| | |
| | |
| | |

Sheet 28 of 30

ILLINOIS DEPARTMENT OF TRANSPORTATION
F.A.I. 90/94 (DAN RYAN EXPRESSWAY)
MEDALLION CONTRACT
(59TH STREET TO 51ST STREET)
SURFACE ART MEDALLION
LOCATION PLANS

SCALE: None
DATE: OCTOBER 23, 2006

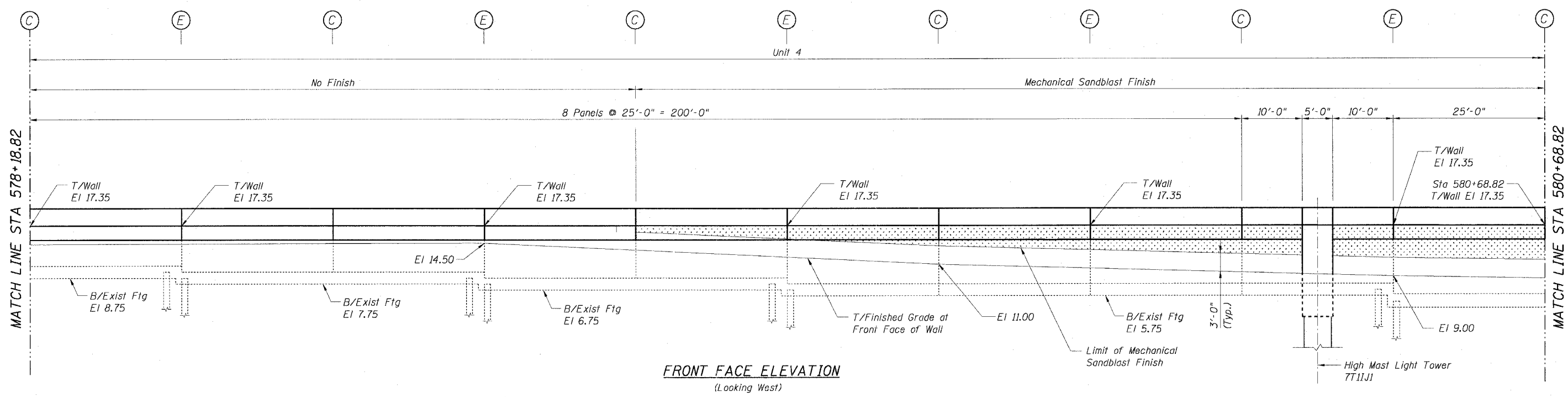
DRAWN BY: MRK
CHECKED BY: MJP

CTE | AECOM

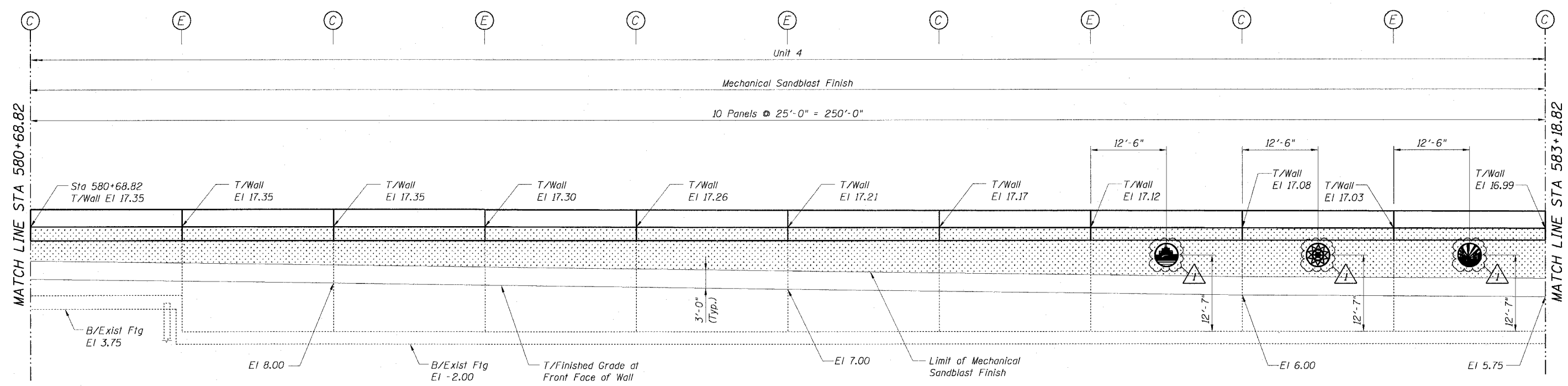
12/25/07 12:05:44 PM

| | | | | |
|-----------------------|------------|------------------|--------------|-----------|
| F.A.I. RTE. | SECTION | COUNTY | TOTAL SHEETS | SHEET NO. |
| 90/94 | 2006-040 I | COOK | 46 | 45 |
| STA. | TO STA. | | | |
| FED. ROAD DIST. NO. 1 | ILLINOIS | FED. AID PROJECT | | |

60C02



FRONT FACE ELEVATION
(Looking West)



FRONT FACE ELEVATION
(Looking West)

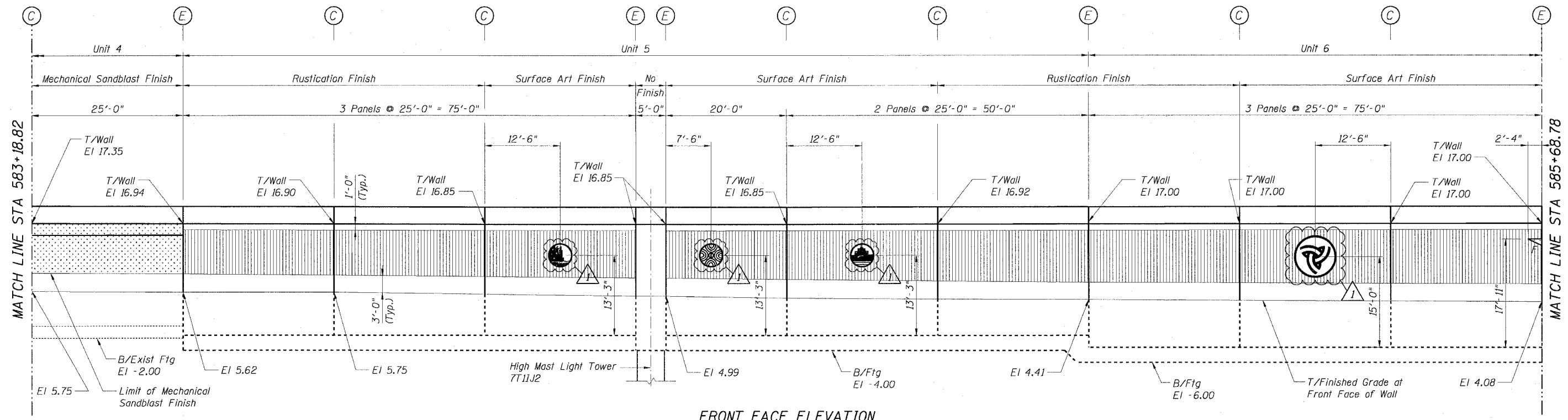
- NOTES:**
1. For Medallion Details, See Sheet MD1 and MD2.
 2. For Legend, See Sheet 42.

| REVISIONS | |
|----------------|----------|
| NAME | DATE |
| ADDENDUM NO. 1 | 02/23/07 |
| | |
| | |
| | |
| | |
| | |
| | |
| | |
| | |

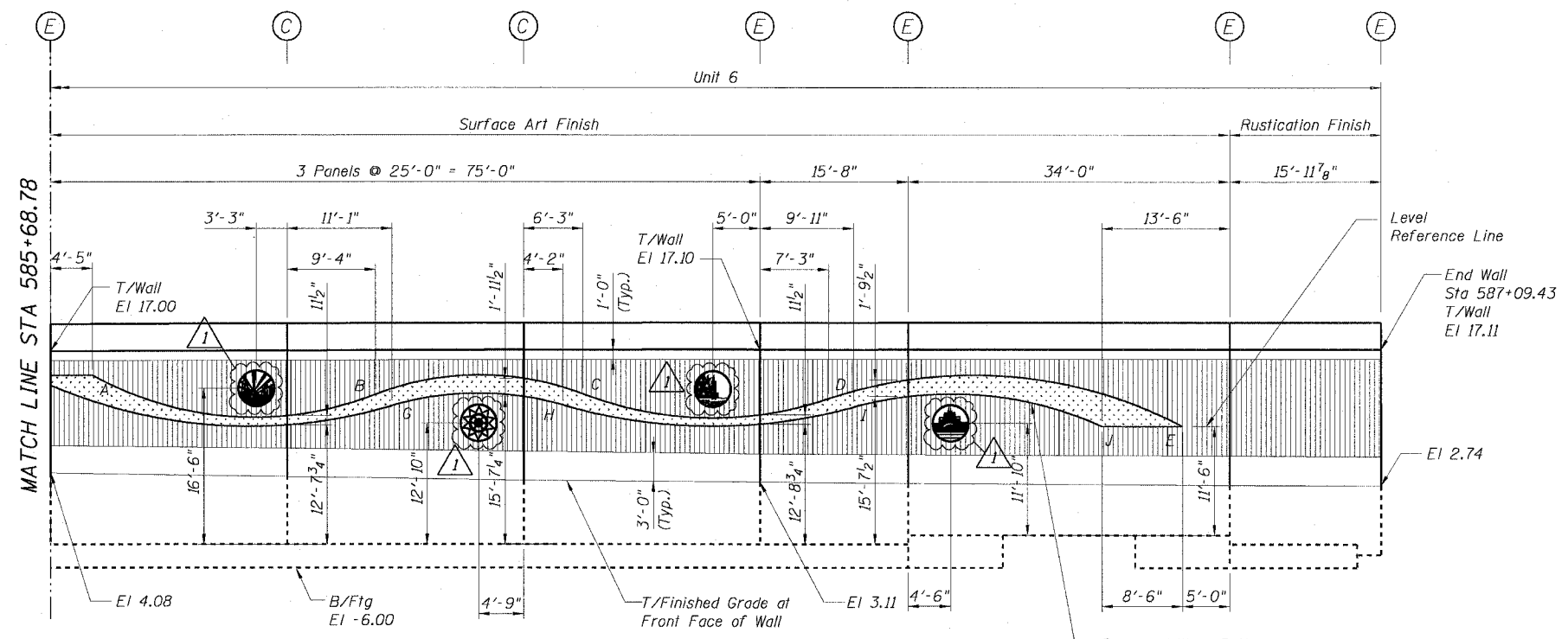
ILLINOIS DEPARTMENT OF TRANSPORTATION
F.A.I. 90/94 (DAN RYAN EXPRESSWAY)
MEDALLION CONTRACT
(59TH STREET TO 51ST STREET)
SURFACE ART MEDALLION
LOCATION PLANS

SCALE: None
DATE: OCTOBER 23, 2006
DRAWN BY: MK
CHECKED BY: CG

CTE | AECOM



FRONT FACE ELEVATION
(Looking West)



FRONT FACE ELEVATION
(Looking West)

- NOTES:**
1. For Medallion Details, See Sheet MD1 and MD2.
 2. For Legend, See Sheet 42.

| BILL OF MATERIAL | | |
|---------------------------------|------|----------|
| Item | Unit | Quantity |
| Metal Medallion, 7'-0" Diameter | Each | 1 |
| Metal Medallion, 4'-0" Diameter | Each | 10 |



| REVISIONS | |
|----------------|----------|
| NAME | DATE |
| ADDENDUM NO. 1 | 02/23/07 |
| | |
| | |
| | |
| | |

ILLINOIS DEPARTMENT OF TRANSPORTATION
F.A.I. 90/94 (DAN RYAN EXPRESSWAY)
MEDALLION CONTRACT
(59TH STREET TO 51ST STREET)
SURFACE ART MEDALLION
LOCATION PLANS

SCALE: None
DATE: OCTOBER 23, 2006

DRAWN BY: MK
CHECKED BY: CG

F:\40468\Civil\3-Medallions\59thStructural\30302A.dwg 2/22/2007 12:23:47 PM