F.A.P. RTE.	SECTION	COUNTY	TOTAL SHEETS	SHEET NO.
343	*	COOK	283	105
STA. 9+713.000		TO STA. 10+151.000		
FED. ROAD DIST. NO. 1	ILLINOIS	FED. AID PROJECT		

* TOD-Y-B-R & TOHB-R-1 62897

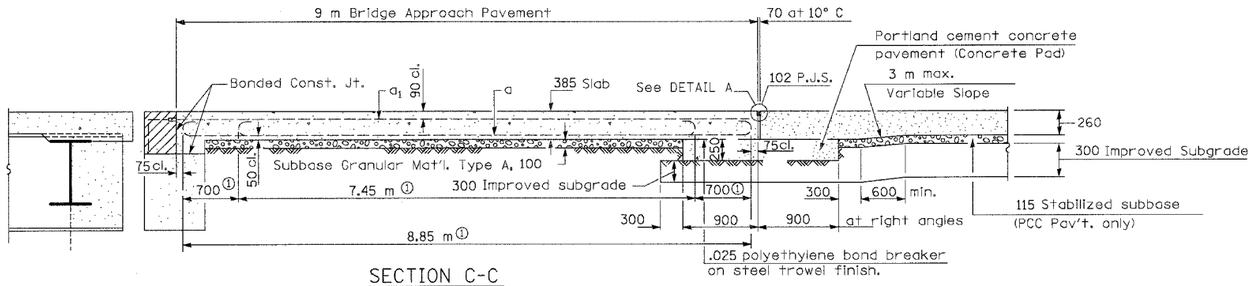

SECTION C-C

① Stagger No. 29 a bars as shown on plan - full width

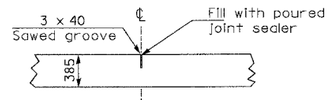

DETAIL B *

(Reinforcement Not Shown)

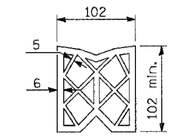

PREFORMED JOINT SEAL

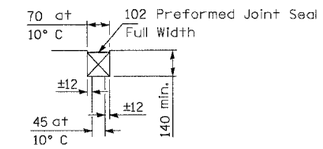

DETAIL A

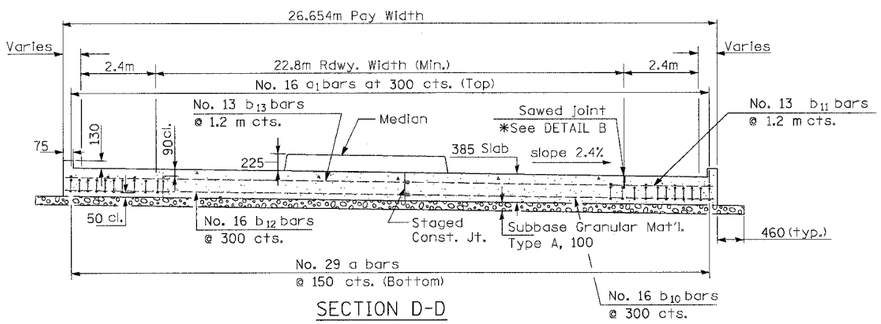

SECTION D-D

(See Plan for Dimensions not shown)
All reinforcement bars shall be epoxy coated.

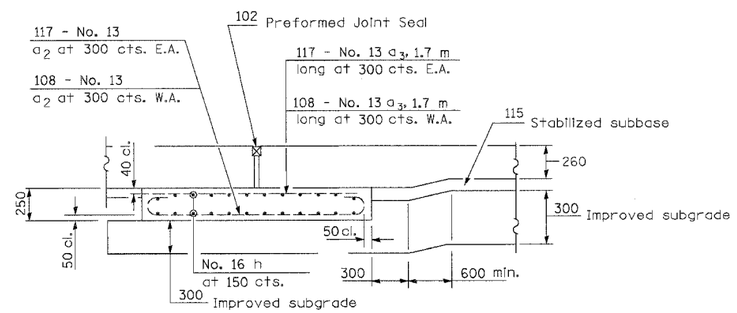

SECTION G-G - RIGID PAVEMENT

(Showing reinforcement)

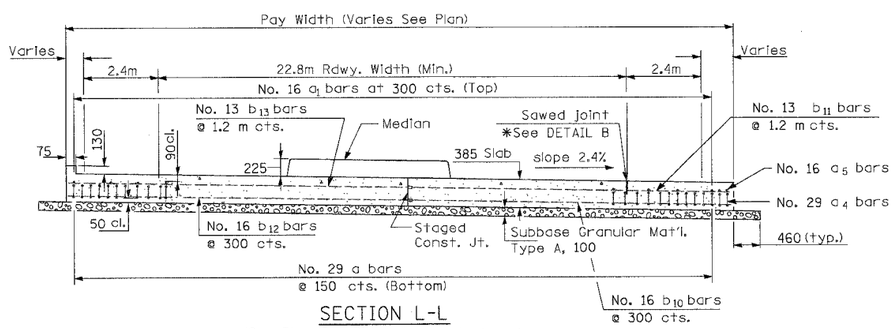

SECTION L-L

(See Plan for Dimensions not shown)
All reinforcement bars shall be epoxy coated.

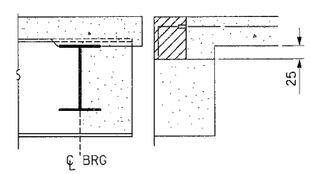

SECTION E-E

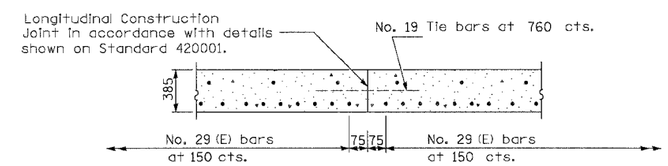

OPTIONAL LONGITUDINAL CONSTRUCTION JOINT

As approved by the Engineer, the Contractor may elect to reduce the widths of pour by use of the Optional Longitudinal Construction Joint shown. Joints shall be located at the edge of a traffic lane.

All dimensions are in millimeters unless otherwise shown.

SHT. 2 of 3

DESIGN STRESSES

fy = 400 MPa
f'c = 24 MPa
n = 8.5

REVISIONS	
NAME	DATE

ILLINOIS DEPARTMENT OF TRANSPORTATION
ILLINOIS ROUTE 68

BRIDGE APPROACH PAVEMENT (SPECIAL)
S.N. 016-2732

SCALE N.T.S. DRAWN BY BTO
DATE OCTOBER, 2006 CHECKED BY JAN

..\c:\Users\MEdwards\D. dgn 10/12/2006 2:38:32 PM