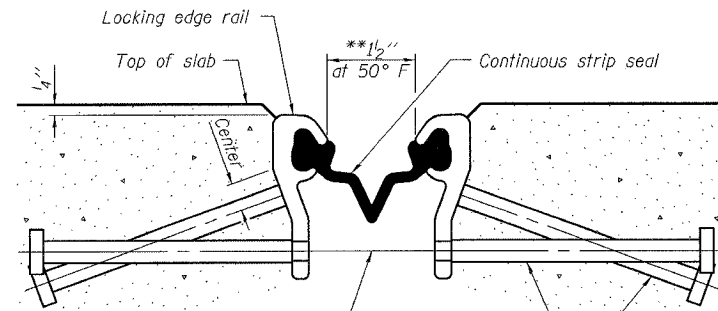


ROUTE NO.	SECTION	COUNTY	TOTAL SHEETS	SHEET NO.	SHEET NO. 6
FAS 55	*	WINNEBAGO	30	52	12 SHEETS
FED. ROAD DIST. NO. 7	ILLINOIS	FED. AID PROJECT-			

\*(102 BR-1, 102 BR-2, 102 BR-3)D  
Contract # 64C93

\* Omit weld at seal opening.

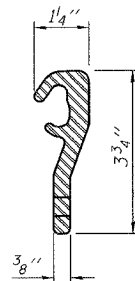
\*\* When joint is fixed, dimension is set at 1 1/2".



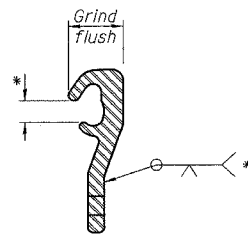
7/16"  $\phi$  holes at 4'-0" cts. for 3/8"  $\phi$  bolts. All bolts shall be burned, sawed, or chipped off flush with the plates after forms are removed, typ.

Place 1/2"  $\phi$  x 6" granular or solid flux filled headed studs conforming to Article 1006.32 of the Std. Specs., automatically end welded at 1'-0" alt. cts.

**SECTION THRU STRIP SEAL JOINT FOR OVERLAY OVER DECK BEAMS**



**LOCKING EDGE RAIL**



**LOCKING EDGE RAIL SPLICE**

**Notes:**

The strip seal shall be made continuous and shall have a minimum thickness of 1/4". The configuration of the strip seal shall match the configuration of the Locking Edge Rails.

The height and thickness of the Locking Edge Rails shown are minimum dimensions. The actual configuration of the Locking Edge Rails and matching strip seal may vary from manufacturer to manufacturer. Flanged edge rails will not be allowed.

The inside of the Locking Edge Rail groove shall be free of weld residue.

Locking Edge Rails may be spliced at slope discontinuities and stage construction joints.

The manufacturer's recommended installation methods shall be followed.

**BILL OF MATERIAL**

Item	Unit	Total
Preformed Joint Strip Seal	Foot	72

**rjngroup**

Excellence through Ownership

200 West Front Street  
Wheaton, IL 60187

ILLINOIS DEPARTMENT OF TRANSPORTATION  
PREFORMED JOINT STRIP SEAL DETAIL  
IL-70 OVER TRIBUTARY TO PECATONICA RIVER  
FAS RTE 55  
SECTION (102 BR-1, 102 BR-2, 102 BR-3)D  
WINNEBAGO COUNTY  
STATION 308+27.00  
STRUCTURE NO. 101-0147

DATE: 12/15/2006

DRAWN BY LCM  
CHECKED BY BLB