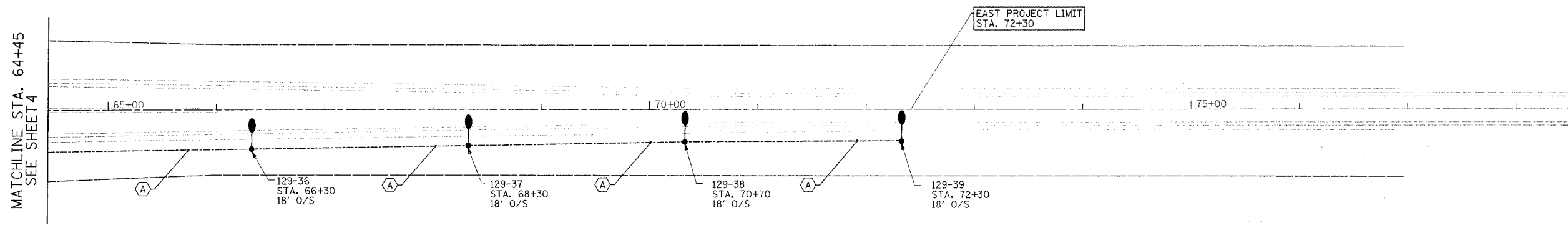









| | | | |
|---------------------|-------------|------------------|--------------|
| CONTRACT NO. 66642 | | | |
| F.A. RTE. | SECTION | COUNTY | TOTAL SHEETS |
| 5605 | (TX-1, 17L) | BUREAU & LASALLE | 14 |
| STA. | TO STA. | | |
| FED. ROAD DIST. NO. | ILLINOIS | FED. AID PROJECT | |



MATCHLINE STA. 64+45
SEE SHEET 4

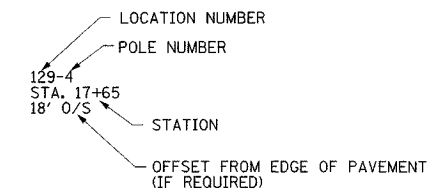
LEGEND:

-  PROPOSED LIGHTING CONTROLLER, TYPE CB-RCS, 100 AMP, 240/480 V, 1 PH, 3-W
-  ELECTRIC UTILITY SERVICE TRANSFORMER, 240/480 V SECONDARY
-  LIGHT POLE, ALUMINUM, 45 FT. M.H., WITH 15 FT. MAST ARM AND LUMINAIRE, SODIUM VAPOR, HORIZONTAL MOUNT, 400 WATT AT 15' OFFSET FROM EDGE OF PAVEMENT, UNLESS OTHERWISE NOTED
-  UNIT DUCT, WITH 2-1/2" NO. 6 AND 1/2" NO. 8 GROUND, 600V (XLP-TYPE USE), 1 1/4" DIA., POLYETHYLENE
-  UNIT DUCT, WITH 2-1/2" NO. 4 AND 1/2" NO. 6 GROUND, 600V (XLP-TYPE USE), 1 1/4" DIA., POLYETHYLENE
-  CONDUIT PUSHED, 3" DIA., GALVANIZED STEEL. LENGTH AS NOTED ON PLANS.
-  CONDUIT ATTACHED TO STRUCTURE, 3" DIA., GALVANIZED STEEL. LENGTH AS NOTED ON PLANS.

NOTES:

- THE LOCATION OF THE LIGHT POLE MAY BE ADJUSTED TO AVOID UNDERGROUND UTILITIES. THE MINIMUM DISTANCE A POLE CAN BE FROM THE EDGE OF TRAVELLED PAVEMENT IS 12' WHEN THERE IS NO GUARDRAIL.
- LIGHT POLES SHALL NOT BE INSTALLED IN THE FLOWLINE OF A DITCH.
- LIGHT POLES BEHIND GUARD RAIL SHALL BE INSTALLED 5' FROM THE FACE OF THE GUARD RAIL

LIGHT POLE IDENTIFICATION



| | | |
|------|------|----|
| PLAN | DATE | BY |
| | | |
| | | |
| | | |

| | | |
|---------|------|----|
| PROFILE | DATE | BY |
| | | |
| | | |
| | | |

DATE: 12/16/2006
FILENAME: c:\p03\2591\springvalley\lighting\ProposedPlan021.dwg

| REVISIONS | |
|-----------|------|
| NAME | DATE |
| | |
| | |
| | |
| | |
| | |
| | |
| | |
| | |
| | |
| | |

Ciorba Group, Inc.
CONSULTING ENGINEERS
5507 North Cumberland Avenue, Suite 402 Chicago, Illinois 60656
Tel. 773.775.4009 Fax 773.775.4014 Email chicago@ciorba.com

ILLINOIS DEPARTMENT OF TRANSPORTATION
U.S. ROUTE 6 (SPRING VALLEY) LIGHTING

LIGHTING PLAN

SCALE: 1"=50'
DATE: DEC. 2006

DRAWN BY: MLB
CHECKED BY: JMV